2016

ANNUAL REPORT

Published October 2017

Stephen J. Nelson, M.A., M.D., F.C.A.P.
Chairman

Barbara C. Wolf, M.D. • Honorable James S. Purdy, J.D.
Wesley Heidt, J.D. • Robin Giddens Sheppard, L.F.D.
Kenneth T. Jones • Honorable Carol Whitmore

From the Chairman of the Medical Examiners Commission

On behalf of the Medical Examiners Commission (MEC), I am pleased to provide this *Annual Workload Report* to each of our district medical examiners. While the MEC is no longer required to submit this report to the Governor and the Legislature, the information included is invaluable to the many interested parties well beyond the boundaries of our medical examiner districts. The Medical Examiners Commission continues to strongly believe in the value and worth of compiling this statewide data and in providing it to the general public and to policy makers alike.

The *Report of Drugs Identified in Deceased Persons* provides highly sought after and critical information related to drug deaths in Florida. This unique report continues to track the unfortunate results of the abuse of both prescription and illicit drugs. This report assists Florida's state and local agencies in allocating and focusing their precious resources. The report is constantly evolving. Dating back to 1987, this annual report was first conceptualized for tracking deaths due to cocaine, with heroin later added in 1995. The *Report of Drugs Identified in Deceased Persons* has currently evolved to include the tracking of 45 drugs and ethanol. More drugs are tracked as their abuse potential and prevalence becomes known.

One of the MEC's proudest yearly accomplishments continues to be its joint initiative with the Florida Department of Law Enforcement (FDLE) and Florida's 25 medical examiner districts to resolve the almost 800 unidentified deceased persons in our state. With new technology and advances in forensic science, this project continues to pay dividends for many families seeking closure of a loved one's fate. We will continue to encourage participation and provide access to various resources to reduce the backlog of these unidentified deaths.

Thank you for your on-going professional commitment to providing the State of Florida with high quality medical-legal death investigative services. This is very much a team effort and you are to be commended for your exemplary efforts and professionalism.

Stephen J. Nelson, M.A., M.D., F.C.A.P.
Chairman, Medical Examiners Commission

Contents

Introduction....1
Commission Appointments and Retirements....1
Medical Examiner Districts....1
In Memoriam....2
Disciplinary Actions....2
Annual Educational Conference....2
State Child Abuse Death Review Committee....2
Violent Crime and Drug Control Council....3
Unidentified Deceased Initiative....3
Methodology....4
Florida Medical Examiner Coverage Map....5
Table I District Demographics and Annual Workload Activity Reports....6
Table Ia Annual Workload Activity Reports for Infant Deaths....7
Table Ib Annual Workload Activity Reports for Law Enforcement Involved Deaths....7
Table Ia1 Workload by Depth of Examination (Infant Deaths Not Sleep Related)....8
Table Ia1 Workload by Depth of Examination (Infant Deaths Sleep Related)....9
Table Ib1 Workload by Depth of Examination (Law Enforcement Involved Deaths)....10
Table Ic Workload by Depth of Examination....11
Table II Cases Accepted Related to District Population....13
Table III Autopsies Related to Total Deaths, Population, and Violent Deaths....13
Table IV Percent of Medical Examiner Cases Autopsied....14
Table V Ranking of Violent Death Rates....15
Table VI Ranking of Districts by Number of Violent Deaths....16
Table VII District Death Rates as Related to Autopsy Rates....16
Table VIII Fifteen Year Comparison of Violent Death Rates....17
Chart Ia Medical Examiner Jurisdiction....18
Chart Ib Medical Examiner Workload....18
Chart IIa Violent Versus Non-Violent Deaths....19
Chart IIb Violent Death Workload....19
Chart IIIa Autopsy Workload as Percent of Total Deaths....20
Chart IIIb Autopsy Workload as Percent of Deaths Referred to Medical Examiners....20
Chart IIIc Autopsy Workload as Percent of Deaths Accepted....20
Chart IVa Workload by Depth of Examinations – Homicide....21
Chart IVb Workload by Depth of Examinations – Suicide....21
Chart IVc Workload by Depth of Examinations – Undetermined....21
Chart IVd Workload by Depth of Examinations – Accident: Motor Vehicle....21
Chart IVe Workload by Depth of Examinations – Accident: Drug Intoxication....22
Chart IVf Workload by Depth of Examinations – Accident: Fall....22
Chart IVg Workload by Depth of Examinations – Accident: Other....22
Chart IVh Workload by Depth of Examinations – Natural....22
Chart V Historical Workload Medical Examiner Cases....23
Appendix 1 Medical Examiners Commission....24
Appendix 2 District Medical Examiners....25
Appendix 3 Associate Medical Examiners....26
Appendix 4 Medical Examiners Commission Term Schedules....27
Appendix 5 District Medical Examiners Term Schedules....28

INTRODUCTION

The Medical Examiners Act, Chapter 406, Part I, Florida Statutes, was enacted by the 1970 Legislature in order to establish minimum and uniform standards of excellence in statewide medical examiner services. This report is compiled to illustrate the direction taken by the Medical Examiners Commission (MEC) during 2016 to ensure the maintenance of an effective and viable program of medical examiner services throughout Florida.

COMMISSION APPOINTMENTS AND RETIREMENTS

Reappointments

The terms for one of the district medical examiner positions and the funeral home director position on the MEC expired on June 30, 2016. Incumbents Stephen J. Nelson, M.D., and Robin Giddens-Sheppard, L.F.D., have applied for reappointment and will continue to serve until reappointed or replaced.

Retirements

MEC member Sheriff Rick Beseler did not seek reelection in December 2016 and retired as the sheriff of Clay County, where he served the citizens since he was initially elected in 2004. He also served his fellow citizens and community by sitting on many diverse civic organizations, councils, and task forces. Sheriff Beseler was appointed to the MEC in August 2013 by Governor Rick Scott to represent the concerns of Florida's sheriffs and the law enforcement community in general. With over 30 years of law enforcement experience, he enriched the MEC with his keen insight and respected judgment on the many important issues brought to the Commission's attention during his tenure.

Resolutions

Commission member Angela B. Corey lost the bid for reelection as the state attorney in the 4th Judicial Circuit and left the MEC at the end of 2016. State Attorney Corey served the citizens of Florida as a prosecuting attorney for over 30 years and was appointed to the MEC in August 2011 by Governor Rick Scott to represent the concerns of Florida's prosecuting attorneys. During her tenure, State Attorney Corey endowed the MEC with a unique blend of learned wisdom and scholarly legal opinion on many important matters brought before the Commission.

MEDICAL EXAMINER DISTRICTS

In 2016, the Commission recommended that the medical examiners for Districts 8, 10, and 12 be reappointed by the Governor for additional three-year terms.

District 8	Dr. William F. Hamilton
District 10	Dr. Stephen J. Nelson
District 12	Dr. Russell S. Vega

District 4 Medical Examiner Valerie Rao, M.D., has not been reappointed yet.

The appointment of district medical examiners for Districts 8, 10, and 12 ended on June 30, 2016. To assist the Commission in making recommendations to the Governor, surveys were sent via email to the constituents of these districts to obtain feedback regarding the quality of services provided by the medical examiners in those districts. The response rate was excellent, except for funeral home directors, and the overwhelming majority of responses were favorable.

Surveys were sent to the constituents of Districts 3, 11, and 13 for information only. District 3 receives medical examiner services through contractual agreements with Districts 2, 4, and 8. Districts 11 and 13 fall under a Home Rule Charter and the medical examiners are not appointed by the Governor. Dr. Emma O. Lew was appointed as the District 11 medical examiner. Dr. Mary K. Mainland continued to serve as the district medical examiner of District 13.

Orange and Osceola counties both enacted Home Rule authority in appointing a medical examiner, with Osceola County contracting with Orange County for medical examiner services. Because Home Rule authority only extends to a single county, the Commission's current District 9 was split into two districts, creating a new medical examiner district, District 25. Dr. Joshua D. Stephany was appointed as the district medical examiner for Districts 9 (Orange County) and 25 (Osceola County) by their respective Boards of County Commissioners.

Upon the nomination of a candidate by the District 14 Medical Examiner Search Committee, the Commission recommended that Dr. Jay M. Radtke be appointed by the Governor as the District 14 medical examiner.

IN MEMORIAM

Bruce A. Hyma, M.D., Miami-Dade County district medical examiner, passed away on April 17, 2016, at the age of 60. Dr. Hyma served for 8 years on the Medical Examiners Commission, including 5 years as its chairman. Passionate about the Commission's Unidentified Deceased Initiative, he reached out to law enforcement agencies throughout his district in order to coordinate efforts to bring closure to the families of unidentified decedents. Dr. Hyma was the recipient of the prestigious American Academy of Forensic Sciences' Milton Helpern Award, which recognizes individuals for outstanding lifetime contributions to forensic pathology.

DISCIPLINARY ACTIONS

In 2016, Commission staff received five formal written complaints against district medical examiners or associate medical examiners. All of these complaints alleged misconduct regarding the findings of cause and/or manner of death. Three of the five complaints were found not legally sufficient by staff, without need for review by a Probable Cause Panel. Two cases went before a Probable Cause Panel. Both cases resulted in full disciplinary action by the Commission.

ANNUAL EDUCATIONAL CONFERENCE

The 43rd Annual Educational Conference of the Florida Association of Medical Examiners was held at the Naples Beach Hotel and Golf Club from July 13 – 15, 2016. The conference was a great success with approximately 100 participants and 16 vendors.

STATE CHILD ABUSE DEATH REVIEW COMMITTEE

District 2 Associate Medical Examiner Dr. Anthony Clark was reappointed to serve another 2-year term as the Florida Medical Examiners Commission representative on the statewide Child Abuse Death Review Committee.

The 2016 Florida Child Abuse Death Review Committee Annual Report is posted on the Florida Department of Health website and can be viewed at http://www.flcadr.com/reports.

VIOLENT CRIME AND DRUG CONTROL COUNCIL

District 12 Medical Examiner Russell S. Vega, M.D., continued to serve on the Violent Crime and Drug Control Council as the statutorily-mandated medical examiner (F.S. §943.931(2)(i)).

The 2016 Violent Crime and Drug Control Council Annual Report is posted on the FDLE website at http://www.fdle.state.fl.us/cms/VCDCC/Publications.aspx.

UNIDENTIFIED DECEASED INITIATIVE

Five success stories were reported during 2016 from districts 5, 6, and 17.

District 5 identified remains that were discovered in 1977. A bone from the remains was sent to the University of North Texas (UNT) in 2009 for DNA analysis. The resulting DNA profile was put into the National Missing Persons Database. Meanwhile, the Polk County Sheriff's Office reviewed the case of a missing man, Mark Woodard, and his DNA was sent to UNT for analysis. On June 23, 2016, the DNA from the bones positively identified the remains as those of Woodard. The cause and manner of Woodard's death were unknown at this time.

District 6 made an identification based upon a foot that was discovered in the waters of Tampa Bay. DNA was extracted from the foot and processed at the District 6 DNA lab. This information was then submitted to the Combined DNA Index System (CODIS) and a match was made with a 47-year-old male with a criminal history. The District 6 lab was able to submit all 13 markers required to make a national criminal history search.

District 17 reported three success stories, the first of which involved the remains of a female who had been reported missing in 1979. An initial identification had been made based upon information submitted to NamUs, and confirmation was made through DNA when a mandible and a femur were submitted to UNT. Unfortunately the missing woman's mother died one week prior to her identification, but a sister was notified of the identification.

The second case involved a body that was found floating in a canal in Margate, Florida, on December 10, 2015, with no identification. Fingerprints were taken, but no match was found. On June 22, 2016, a caller reported additional information on a missing person and provided an antemortem photograph. The medical examiner was able to identify the unidentified decedent based on the photograph and the decedent's mother was notified of the death.

The third District 17 success story involved a decedent who was found on February 15, 2016, in an industrial area in an advanced stage of decomposition and with no identification. On June 27, 2016, a friend of a missing person provided investigators with information on his missing friend. On July 5, 2016, antemortem dental images from the missing person were compared to the postmortem dental images of the decedent by a forensic odontologist. The decedent was positively identified as the missing person and the next of kin was notified.

Success stories can be attributed to many of the tools that are available to medical examiners and law enforcement when investigating unidentified decedents. Some of these tools include the NCIC/FCIC database, which contains missing person records and can include fingerprint and dental records; the Florida Unidentified Decedents Database (www.fluiddb.com); the National Missing and Unidentified Persons System (www.NamUS.gov); and the Unidentified Deceased Initiative online training video, which was developed by FDLE's Bureau of Professional Development and Missing and Endangered Persons Information Clearinghouse (MEPIC).

MEPIC informed the Commission that staff will be visiting each district medical examiner to offer help in assessing the status of that district's unidentified deceased, and to ensure that all information has been entered into NamUS.

METHODOLOGY

Death statistics in Florida reflect the total number of certificates of death recorded by local county registrars of vital statistics. These include both resident and non-resident deaths. Data for 2016 was obtained from the Department of Health, Office of Vital Statistics. Rates related to deaths in this report are medical examiner cases per every 1,000 recorded deaths.

Population estimates for the state of Florida (as of April 1, 2016) were provided by the Florida Legislature's Office of Economic and Demographic Research. Unless otherwise noted, rates related to population in this report are deaths for every 1,000 residents.

Information concerning autopsy numbers and other workload distribution figures are supplied by each of the 25 medical examiner districts on the Annual Report Workload Data Form. These forms are filed annually with the MEC staff within the Florida Department of Law Enforcement by June 30 of each year.

Deaths included in this report are classified as "Natural" or "Violent." It should be noted that, for the purposes of this report, the term "Violent" includes all non-natural deaths.

Coverage Map

Florida Medical Examiner Districts

District 1
Escambia
Okaloosa
Santa Rosa
Walton

District 2
Franklin
Gadsden
Jefferson
Leon
Liberty
Taylor
Wakulla

District 3 *Covered by
Columbia ***4**
Dixie ***8**
Hamilton ***4**
Lafayette ***2**
Madison ***2**
Suwannee ***2**

District 4
Clay
Duval
Nassau

District 5
Citrus
Hernando
Lake
Marion
Sumter

District 6
Pasco
Pinellas

District 7
Volusia

District 8
Alachua
Baker
Bradford
Gilchrist
Levy
Union

District 9
Orange

District 10
Hardee
Highlands
Polk

District 11
Miami-Dade

District 12
DeSoto
Manatee
Sarasota

District 13
Hillsborough

District 14
Bay
Calhoun
Gulf
Holmes
Jackson
Washington

District 15
Palm Beach

District 16
Monroe

District 17
Broward

District 18
Brevard

District 19
Indian River
Martin
Okeechobee
St. Lucie

District 20
Collier

District 21
Glades
Hendry
Lee

District 22
Charlotte

District 23
Flagler
Putnam
St. Johns

District 24 *Covered by
Seminole ***7**

District 25 *Covered by
Osceola ***9**

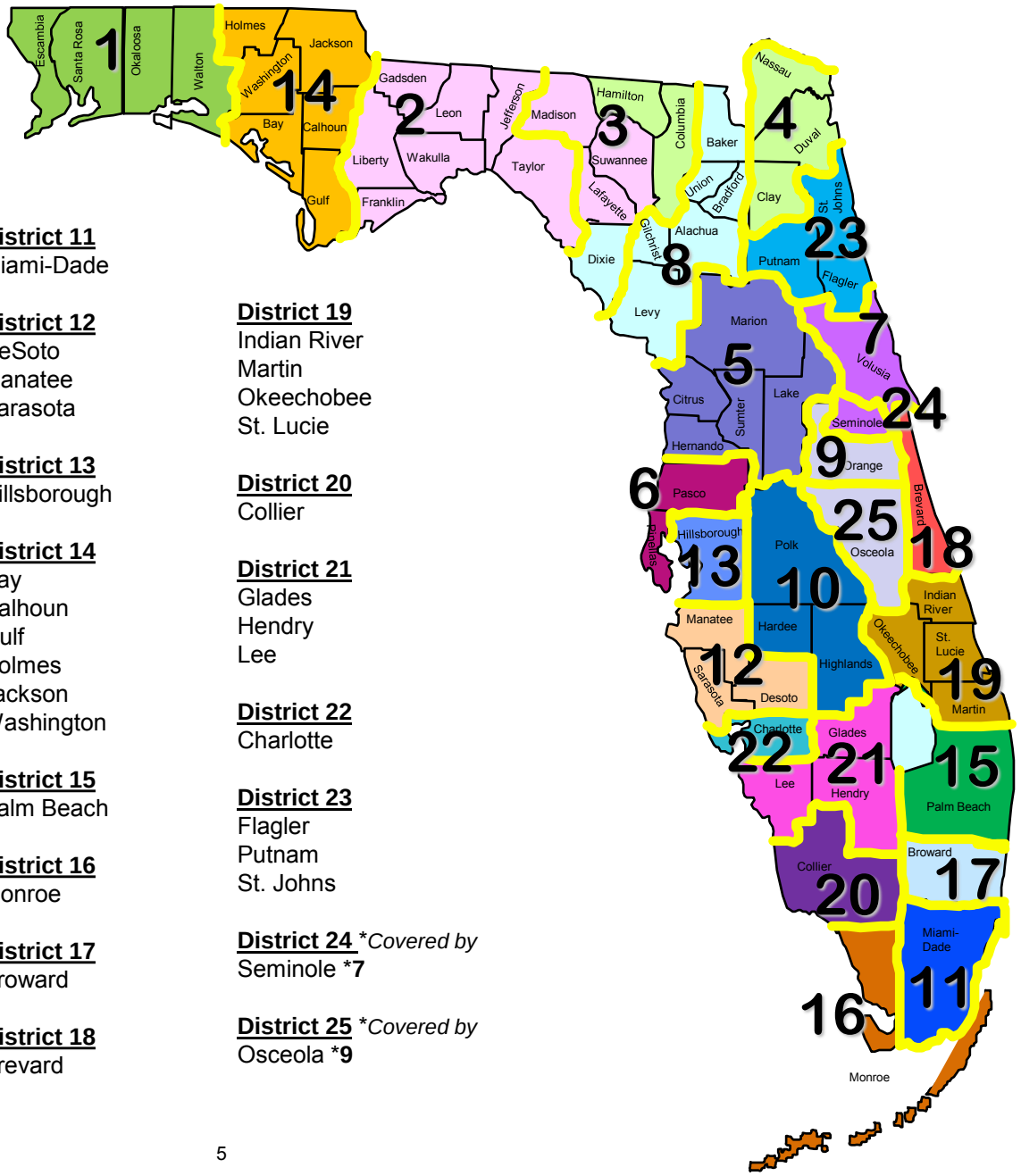

TABLE I

2016 District Demographics and Annual Workload Activity Reports

District	Population	Total District Deaths	Natural	Accident: Motor Vehicle	Accident: Drug Intoxication	Accident: Fall	Accident: Other	Suicide	Homicide	Undetermined	Pending	Total Violent Deaths	Fetal Deaths	Human Archaeological Remains	Non-Human Remains	Total Cremation Approvals (CA)	Total Cases Referred to ME	Total Cases Accepted (incl CA)	Cases Referred Excluding CA	Cases Accepted Excluding CA	Jurisdiction Declined	Infant Deaths: Not Sleep Environment Related	Infant Deaths: Sleep Environment Related	Total Infant Deaths	Total Law Enforcement Involved	Penal Institution (Jail / Prison)	Judicial Executions
1	732,863	7,364	221	116	108	82	80	169	52	18	4	629	2	2	5	4,007	7,073	4,857	3,066	850	2,216	9	10	19	2	18	0
2	425,384	3,306	193	100	40	39	50	46	29	9	0	313	0	0	0	1,617	2,705	2,123	1,088	506	582	3	5	8	2	22	0
3	172,212	1,552	88	51	20	20	18	15	16	6	0	146	0	0	0	897	1,300	1,131	403	234	169	2	1	3	2	10	0
4	1,206,809	11,538	422	251	548	230	99	192	136	21	0	1,477	7	2	23	7,110	9,622	9,009	2,512	1,899	613	13	21	34	6	0	0
5	1,110,868	15,615	369	196	279	514	103	200	55	45	0	1,392	2	8	14	11,860	14,830	13,621	2,970	1,761	1,209	3	16	19	35	5	0
6	1,450,437	18,356	538	239	415	392	110	297	69	47	0	1,569	0	0	14	14,446	16,902	16,553	2,456	2,107	349	9	17	26	14	9	0
7	517,411	7,127	270	135	101	73	48	106	27	19	0	509	0	0	4	5,697	7,128	6,476	1,431	779	652	3	4	7	6	4	0
8	384,755	4,385	238	121	51	114	40	59	17	42	2	446	0	0	0	2,839	3,885	3,523	1,046	684	362	8	8	16	1	131	1
9	1,280,387	9,007	522	181	254	162	69	144	195	39	0	1,044	1	0	0	6,514	10,253	8,080	3,739	1,566	2,173	12	12	24	6	0	0
10	776,157	7,990	234	171	146	79	42	118	40	8	0	604	0	1	9	5,433	7,084	6,271	1,651	838	813	7	9	16	5	7	0
11	2,700,794	20,985	838	337	455	178	307	257	235	20	31	1,820	1	0	6	9,796	13,776	12,454	3,980	2,658	1,322	9	11	20	9	72	0
12	792,270	9,909	347	159	264	179	60	174	43	7	0	886	1	0	3	7,840	9,947	9,073	2,107	1,233	874	1	4	5	3	0	0
13	1,352,797	11,501	1,007	261	199	122	310	185	90	20	0	1,187	3	0	7	6,601	9,471	8,795	2,870	2,194	676	12	14	26	9	7	0
14	302,460	3,471	196	72	58	43	35	71	15	9	2	305	0	0	0	1,929	2,786	2,430	857	501	356	2	5	7	3	31	0
15	1,391,741	15,360	397	212	674	285	106	245	86	27	2	1,637	0	1	10	7,685	10,656	9,719	2,971	2,034	937	5	6	11	8	5	0
16	76,047	562	115	24	27	1	14	19	4	1	0	90	4	0	4	479	695	684	216	205	11	0	0	0	0	5	0
17	1,854,513	15,154	579	278	586	353	122	230	98	54	0	1,721	2	0	3	7,705	11,778	10,005	4,073	2,300	1,773	7	16	23	5	10	0
18	568,919	7,243	275	120	161	141	54	138	28	17	17	676	0	1	3	4,730	6,622	5,681	1,892	951	941	6	2	8	5	0	0
19	630,912	7,311	369	107	157	191	41	124	36	9	0	665	1	1	6	5,558	7,137	6,592	1,579	1,034	545	5	1	6	11	10	0
20	350,202	3,343	210	32	57	193	26	46	11	5	1	371	0	0	1	2,815	3,778	3,396	963	581	382	5	0	5	2	0	0
21	731,956	7,185	334	125	134	244	75	130	54	1	3	766	2	1	12	5,653	8,340	6,753	2,687	1,100	1,587	4	5	9	5	7	0
22	170,450	2,714	91	22	19	19	15	41	6	1	0	123	0	0	1	2,197	2,715	2,411	518	214	304	0	0	0	0	8	0
23	396,324	3,413	108	65	38	22	23	76	15	0	0	239	1	3	1	2,549	2,988	2,896	439	347	92	1	1	2	0	4	0
24	449,124	3,628	127	51	73	59	15	64	26	11	0	299	1	0	0	2,621	3,513	3,047	892	426	466	4	5	9	3	0	0
25	322,862	1,945	170	58	45	26	21	38	10	13	0	211	0	0	0	1,342	2,293	1,723	951	381	570	4	3	7	0	0	0
State	20,148,654	199,964	8,258	3,484	4,909	3,761	1,883	3,184	1,393	449	62	19,125	28	20	126	129,920	177,277	157,303	47,357	27,383	19,974	134	176	310	142	365	1

TABLE Ia
2016 Annual Workload Activity Reports For Infant Deaths

	Not Sleep Environment Related					Sleep Environment Related				
District	Specified Natural Disease	Homicide	Accident	Undetermined	Total	Accidental asphyxia, sleep surface sharing	Accidental asphyxia, not sleep surface sharing	SIDS	Undetermined	Total
1	6	1	2	0	9	5	0	0	5	10
2	1	1	0	1	3	2	0	0	3	5
3	0	2	0	0	2	1	0	0	0	1
4	4	1	3	5	13	9	12	0	0	21
5	1	2	0	0	3	7	3	0	6	16
6	5	1	3	0	9	9	4	0	4	17
7	1	0	0	2	3	0	1	0	3	4
8	0	2	2	4	8	0	0	0	8	8
9	5	1	3	3	12	0	0	0	12	12
10	4	0	3	0	7	4	4	0	1	9
11	5	1	2	1	9	9	0	0	2	11
12	0	1	0	0	1	4	0	0	0	4
13	8	2	2	0	12	5	3	2	4	14
14	1	0	0	1	2	3	2	0	0	5
15	3	1	0	1	5	1	5	0	0	6
16	0	0	0	0	0	0	0	0	0	0
17	1	2	3	1	7	0	4	0	12	16
18	1	1	2	2	6	0	0	0	2	2
19	1	0	2	2	5	1	0	0	0	1
20	1	1	1	2	5	0	0	0	0	0
21	3	1	0	0	4	1	2	2	0	5
22	0	0	0	0	0	0	0	0	0	0
23	1	0	0	0	1	0	1	0	0	1
24	2	0	0	2	4	0	1	0	4	5
25	1	0	0	3	4	0	0	0	3	3
State	55	21	28	30	134	61	42	4	69	176

TABLE Ib
2016 Annual Workload Activity Reports For Law Enforcement Involved Deaths

District	Law Enforcement Involved (Homicides, not including Judicial Execution)	Law Enforcement Involved (Accidents)	Law Enforcement Involved Undetermined)	Law Enforcement Involved (Suicides)	Law Enforcement Involved (Natural)
1	1	1	0	0	0
2	0	2	0	0	0
3	2	0	0	0	0
4	5	1	0	0	0
5	4	7	1	4	19
6	6	2	3	3	0
7	3	0	0	3	0
8	1	0	0	0	0
9	6	0	0	0	0
10	4	0	0	1	0
11	8	0	1	0	0
12	1	1	0	1	0
13	6	0	1	2	0
14	2	1	0	0	0
15	3	2	0	1	2
16	0	0	0	0	0
17	2	1	0	2	0
18	1	1	0	0	3
19	7	1	0	3	0
20	0	1	0	1	0
21	2	2	0	1	0
22	0	0	0	0	0
23	0	0	0	0	0
24	2	0	0	1	0
25	0	0	0	0	0
State	66	23	6	23	24

TABLE Ia1

2016 Workload by Depth of Examination (Infant Deaths)

District	Not Sleep Environment Related																		
	Specified Natural Disease				Homicide				Accident				Undetermined				Totals for Year		
	Autopsied	Body Inspected	Case Investigated Only	**Total**	Autopsied	Body Inspected	Case Investigated Only	**Total**	Autopsied	Body Inspected	Case Investigated Only	**Total**	Autopsied	Body Inspected	Case Investigated Only	**Total**	Autopsied	Body Inspected	Case Investigated Only
1	6	0	0	6	1	0	0	1	2	0	0	2	0	0	0	0	9	0	0
2	1	0	0	1	1	0	0	1	0	0	0	0	1	0	0	1	3	0	0
3	0	0	0	0	2	0	0	2	0	0	0	0	0	0	0	0	2	0	0
4	3	1	0	4	1	0	0	1	3	0	0	3	5	0	0	5	12	1	0
5	1	0	0	1	2	0	0	2	0	0	0	0	0	0	0	0	3	0	0
6	4	1	0	5	1	0	0	1	3	0	0	3	0	0	0	0	8	1	0
7	1	0	0	1	0	0	0	0	0	0	0	0	2	0	0	2	3	0	0
8	0	0	0	0	2	0	0	2	2	0	0	2	3	1	0	4	7	1	0
9	5	0	0	5	1	0	0	1	2	1	0	3	3	0	0	3	11	1	0
10	4	0	0	4	0	0	0	0	3	0	0	3	0	0	0	0	7	0	0
11	4	1	0	5	1	0	0	1	2	0	0	2	1	0	0	1	8	1	0
12	0	0	0	0	1	0	0	1	0	0	0	0	0	0	0	0	1	0	0
13	8	0	0	8	2	0	0	2	2	0	0	2	0	0	0	0	12	0	0
14	1	0	0	1	0	0	0	0	0	0	0	0	1	0	0	1	2	0	0
15	3	0	0	3	1	0	0	1	0	0	0	0	1	0	0	1	5	0	0
16	0	0	0	0	0	0	0	0	0	0	0	0	0	0	0	0	0	0	0
17	1	0	0	1	2	0	0	2	3	0	0	3	1	0	0	1	7	0	0
18	1	0	0	1	1	0	0	1	2	0	0	2	2	0	0	2	6	0	0
19	1	0	0	1	0	0	0	0	2	0	0	2	2	0	0	2	5	0	0
20	1	0	0	1	1	0	0	1	1	0	0	1	2	0	0	2	5	0	0
21	2	1	0	3	1	0	0	1	0	0	0	0	0	0	0	0	3	1	0
22	0	0	0	0	0	0	0	0	0	0	0	0	0	0	0	0	0	0	0
23	1	0	0	1	0	0	0	0	0	0	0	0	0	0	0	0	1	0	0
24	2	0	0	2	0	0	0	0	0	0	0	0	2	0	0	2	4	0	0
25	1	0	0	1	0	0	0	0	0	0	0	0	3	0	0	3	4	0	0
State	51	4	0	55	21	0	0	21	27	1	0	28	29	1	0	30	128	6	0

Note: *Case Investigated Only* means the body was not viewed by a medical examiner (ME), although the case was investigated and certified by an ME.

TABLE Ia1 Cont.
2016 Workload by Depth of Examination (Infant Deaths)

District	Sleep Environment Related																		
	Accidental asphyxia, sleep surface sharing				Accidental asphyxia, not sleep surface sharing				SIDS				Undetermined				Totals for Year		
	Autopsied	Body Inspected	Case Investigated Only	**Total**	Autopsied	Body Inspected	Case Investigated Only	**Total**	Autopsied	Body Inspected	Case Investigated Only	**Total**	Autopsied	Body Inspected	Case Investigated Only	**Total**	Autopsied	Body Inspected	Case Investigated Only
1	5	0	0	5	0	0	0	0	0	0	0	0	5	0	0	5	10	0	0
2	2	0	0	2	0	0	0	0	0	0	0	0	3	0	0	3	5	0	0
3	1	0	0	1	0	0	0	0	0	0	0	0	0	0	0	0	1	0	0
4	9	0	0	9	12	0	0	12	0	0	0	0	0	0	0	0	21	0	0
5	7	0	0	7	3	0	0	3	0	0	0	0	6	0	0	6	16	0	0
6	9	0	0	9	4	0	0	4	0	0	0	0	4	0	0	4	17	0	0
7	0	0	0	0	1	0	0	1	0	0	0	0	3	0	0	3	4	0	0
8	0	0	0	0	0	0	0	0	0	0	0	0	8	0	0	8	8	0	0
9	0	0	0	0	0	0	0	0	0	0	0	0	12	0	0	12	12	0	0
10	4	0	0	4	4	0	0	4	0	0	0	0	1	0	0	1	9	0	0
11	9	0	0	9	0	0	0	0	0	0	0	0	2	0	0	2	11	0	0
12	4	0	0	4	0	0	0	0	0	0	0	0	0	0	0	0	4	0	0
13	5	0	0	5	3	0	0	3	2	0	0	2	4	0	0	4	14	0	0
14	3	0	0	3	2	0	0	2	0	0	0	0	0	0	0	0	5	0	0
15	1	0	0	1	5	0	0	5	0	0	0	0	0	0	0	0	6	0	0
16	0	0	0	0	0	0	0	0	0	0	0	0	0	0	0	0	0	0	0
17	0	0	0	0	4	0	0	4	0	0	0	0	12	0	0	12	16	0	0
18	0	0	0	0	0	0	0	0	0	0	0	0	2	0	0	2	2	0	0
19	1	0	0	1	0	0	0	0	0	0	0	0	0	0	0	0	1	0	0
20	0	0	0	0	0	0	0	0	0	0	0	0	0	0	0	0	0	0	0
21	1	0	0	1	2	0	0	2	2	0	0	2	0	0	0	0	5	0	0
22	0	0	0	0	0	0	0	0	0	0	0	0	0	0	0	0	0	0	0
23	0	0	0	0	1	0	0	1	0	0	0	0	0	0	0	0	1	0	0
24	0	0	0	0	1	0	0	1	0	0	0	0	4	0	0	4	5	0	0
25	0	0	0	0	0	0	0	0	0	0	0	0	3	0	0	3	3	0	0
State	61	0	0	61	42	0	0	42	4	0	0	4	69	0	0	69	176	0	0

TABLE Ib1

2016 Workload by Depth of Examination (Law Enforcement Involved Deaths)

District	Homicides				Accidents				Undetermined				Suicides				Natural				Totals for Year			
	Autopsied	Body Inspected	Case Investigated Only	**Total**	Autopsied	Body Inspected	Case Investigated Only	**Total**	Autopsied	Body Inspected	Case Investigated Only	**Total**	Autopsied	Body Inspected	Case Investigated Only	**Total**	Autopsied	Body Inspected	Case Investigated Only	**Total**	Autopsied	Body Inspected	Case Investigated Only	**Total**
1	1	0	0	1	1	0	0	1	0	0	0	0	0	0	0	0	0	0	0	0	2	0	0	2
2	0	0	0	0	2	0	0	2	0	0	0	0	0	0	0	0	0	0	0	0	2	0	0	2
3	0	0	2	2	0	0	0	0	0	0	0	0	0	0	0	0	0	0	0	0	0	0	2	2
4	5	0	0	5	1	0	0	1	0	0	0	0	0	0	0	0	0	0	0	0	6	0	0	6
5	4	0	0	4	7	0	0	7	1	0	0	1	4	0	0	4	17	2	0	19	33	2	0	35
6	6	0	0	6	2	0	0	2	3	0	0	3	3	0	0	3	0	0	0	0	14	0	0	14
7	3	0	0	3	0	0	0	0	0	0	0	0	3	0	0	3	0	0	0	0	6	0	0	6
8	1	0	0	1	0	0	0	0	0	0	0	0	0	0	0	0	0	0	0	0	1	0	0	1
9	6	0	0	6	0	0	0	0	0	0	0	0	0	0	0	0	0	0	0	0	6	0	0	6
10	4	0	0	4	0	0	0	0	0	0	0	0	1	0	0	1	0	0	0	0	5	0	0	5
11	8	0	0	8	0	0	0	0	1	0	0	1	0	0	0	0	0	0	0	0	9	0	0	9
12	1	0	0	1	1	0	0	1	0	0	0	0	1	0	0	1	0	0	0	0	3	0	0	3
13	6	0	0	6	0	0	0	0	1	0	0	1	2	0	0	2	0	0	0	0	9	0	0	9
14	2	0	0	2	1	0	0	1	0	0	0	0	0	0	0	0	0	0	0	0	3	0	0	3
15	3	0	0	3	2	0	0	2	0	0	0	0	1	0	0	1	2	0	0	2	8	0	0	8
16	0	0	0	0	0	0	0	0	0	0	0	0	0	0	0	0	0	0	0	0	0	0	0	0
17	2	0	0	2	1	0	0	1	0	0	0	0	0	2	0	2	0	0	0	0	3	2	0	5
18	1	0	0	1	1	0	0	1	0	0	0	0	0	0	0	0	3	0	0	3	5	0	0	5
19	7	0	0	7	1	0	0	1	0	0	0	0	3	0	0	3	0	0	0	0	11	0	0	11
20	0	0	0	0	1	0	0	1	0	0	0	0	1	0	0	1	0	0	0	0	2	0	0	2
21	2	0	0	2	2	0	0	2	0	0	0	0	1	0	0	1	0	0	0	0	5	0	0	5
22	0	0	0	0	0	0	0	0	0	0	0	0	0	0	0	0	0	0	0	0	0	0	0	0
23	0	0	0	0	0	0	0	0	0	0	0	0	0	0	0	0	0	0	0	0	0	0	0	0
24	2	0	0	2	0	0	0	0	0	0	0	0	1	0	0	1	0	0	0	0	3	0	0	3
25	0	0	0	0	0	0	0	0	0	0	0	0	0	0	0	0	0	0	0	0	0	0	0	0
State	64	0	2	66	23	0	0	23	6	0	0	6	21	2	0	23	22	2	0	24	136	4	2	142

Note: *Case Investigated Only* means the body was not viewed by a medical examiner (ME), although the case was investigated and certified by an ME.

TABLE Ic

2016 Workload by Depth of Examination

District	Natural				Acc: Motor Vehicle				Acc: Drug Intoxication				Acc: Fall				Acc: Other			
	Autopsied	Body Inspected	Case Investigated Only	**Total**	Autopsied	Body Inspected	Case Investigated Only	**Total**	Autopsied	Body Inspected	Case Investigated Only	**Total**	Autopsied	Body Inspected	Case Investigated Only	**Total**	Autopsied	Body Inspected	Case Investigated Only	**Total**
1	45	6	170	221	25	58	33	116	103	1	4	108	2	1	79	82	50	14	16	80
2	76	74	43	193	81	15	4	100	32	6	2	40	1	10	28	39	35	13	2	50
3	52	11	25	88	48	1	2	51	20	0	0	20	2	1	17	20	18	0	0	18
4	285	117	20	422	186	47	18	251	495	30	23	548	17	45	168	230	71	8	20	99
5	185	25	159	369	155	1	40	196	264	0	15	279	15	1	498	514	76	4	23	103
6	257	279	2	538	171	57	11	239	386	27	2	415	19	13	360	392	90	13	7	110
7	107	158	5	270	102	30	3	135	91	8	2	101	6	45	22	73	38	6	4	48
8	190	48	0	238	113	8	0	121	48	3	0	51	9	104	1	114	31	9	0	40
9	366	147	9	522	121	51	9	181	235	15	4	254	14	85	63	162	45	20	4	69
10	178	34	22	234	145	15	11	171	140	3	3	146	7	6	66	79	39	1	2	42
11	480	353	5	838	296	41	0	337	438	17	0	455	62	116	0	178	143	40	124	307
12	186	156	5	347	126	31	2	159	258	6	0	264	12	140	27	179	41	13	6	60
13	387	603	17	1,007	225	31	5	261	195	3	1	199	10	86	26	122	124	150	36	310
14	90	86	20	196	54	16	2	72	55	1	2	58	5	4	34	43	25	8	2	35
15	245	118	34	397	64	137	11	212	610	62	2	674	19	19	247	285	69	19	18	106
16	91	22	2	115	24	0	0	24	27	0	0	27	1	0	0	1	14	0	0	14
17	258	321	0	579	94	184	0	278	573	13	0	586	22	185	146	353	91	31	0	122
18	214	60	1	275	102	18	0	120	146	15	0	161	30	109	2	141	49	5	0	54
19	190	119	60	369	91	13	3	107	149	7	1	157	16	4	171	191	31	6	4	41
20	98	101	11	210	27	5	0	32	56	1	0	57	8	43	142	193	21	5	0	26
21	178	153	3	334	119	6	0	125	131	2	1	134	14	156	74	244	72	3	0	75
22	60	30	1	91	22	0	0	22	18	1	0	19	6	12	1	19	13	2	0	15
23	30	78	0	108	65	0	0	65	36	2	0	38	1	20	1	22	19	4	0	23
24	58	65	4	127	38	12	1	51	65	5	3	73	6	33	20	59	10	3	2	15
25	102	59	9	170	46	11	1	58	42	3	0	45	1	13	12	26	20	0	1	21
State	4,408	3,223	627	8,258	2,540	788	156	3,484	4,613	231	65	4,909	305	1,251	2,205	3,761	1,235	377	271	1,883

Note: *Case Investigated Only* means the body was not viewed by a medical examiner (ME), although the case was investigated and certified by an ME.

TABLE Ic Cont.

2016 Workload by Depth of Examination

District	Suicide				Homicide				Undetermined				Pending				Totals for Year		
	Autopsied	Body Inspected	Case Investigated Only	Total	Autopsied	Body Inspected	Case Investigated Only	Total	Autopsied	Body Inspected	Case Investigated Only	Total	Autopsied	Body Inspected	Case Investigated Only	Total	Autopsied	Body Inspected	Case Investigated Only
1	166	1	2	169	52	0	0	52	17	0	1	18	3	0	1	4	463	81	306
2	46	0	0	46	29	0	0	29	8	0	1	9	0	0	0	0	308	118	80
3	15	0	0	15	14	0	2	16	6	0	0	6	0	0	0	0	175	13	46
4	187	3	2	192	134	2	0	136	16	3	2	21	0	0	0	0	1,391	255	253
5	194	1	5	200	54	1	0	55	41	0	4	45	0	0	0	0	984	33	744
6	284	13	0	297	69	0	0	69	44	2	1	47	0	0	0	0	1,320	404	383
7	102	4	0	106	26	0	1	27	19	0	0	19	0	0	0	0	491	251	37
8	59	0	0	59	17	0	0	17	41	1	0	42	2	0	0	2	510	173	1
9	136	7	1	144	190	4	1	195	36	3	0	39	0	0	0	0	1,143	332	91
10	117	1	0	118	40	0	0	40	8	0	0	8	0	0	0	0	674	60	104
11	248	9	0	257	234	0	1	235	18	2	0	20	30	1	0	31	1,949	579	130
12	169	4	1	174	43	0	0	43	7	0	0	7	0	0	0	0	842	350	41
13	184	1	0	185	87	3	0	90	19	1	0	20	0	0	0	0	1,231	878	85
14	68	3	0	71	15	0	0	15	8	1	0	9	2	0	0	2	322	119	60
15	136	108	1	245	86	0	0	86	24	3	0	27	2	0	0	2	1,255	466	313
16	19	0	0	19	4	0	0	4	1	0	0	1	0	0	0	0	181	22	2
17	57	173	0	230	98	0	0	98	48	5	1	54	0	0	0	0	1,241	912	147
18	138	0	0	138	28	0	0	28	13	4	0	17	17	0	0	17	737	211	3
19	123	1	0	124	36	0	0	36	9	0	0	9	0	0	0	0	645	150	239
20	46	0	0	46	11	0	0	11	4	1	0	5	1	0	0	1	272	156	153
21	129	1	0	130	53	1	0	54	1	0	0	1	1	2	0	3	698	324	78
22	41	0	0	41	6	0	0	6	1	0	0	1	0	0	0	0	167	45	2
23	76	0	0	76	15	0	0	15	0	0	0	0	0	0	0	0	242	104	1
24	59	5	0	64	26	0	0	26	11	0	0	11	0	0	0	0	273	123	30
25	38	0	0	38	10	0	0	10	13	0	0	13	0	0	0	0	272	86	23
State	2,837	335	12	3,184	1,377	11	5	1,393	413	26	10	449	58	3	1	62	17,786	6,245	3,352

TABLE II
2016 Cases Accepted by Medical Examiners Related to District Population

Rank	District	Autopsies and Other Investigations	Rank	District	Cremation Approvals
1	16	2.696	1	22	12.889
2	8	1.778	2	7	11.011
3	18	1.672	3	5	10.676
4	20	1.659	4	6	9.960
5	14	1.656	5	12	9.896
6	19	1.639	6	19	8.809
7	13	1.622	7	18	8.314
8	5	1.585	8	20	8.038
9	4	1.574	9	21	7.723
10	12	1.556	10	8	7.379
11	7	1.506	11	10	7.000
12	21	1.503	12	23	6.432
13	15	1.461	13	14	6.378
14	6	1.453	14	16	6.299
15	3	1.359	15	4	5.892
16	22	1.256	16	24	5.836
17	17	1.240	17	15	5.522
18	9	1.223	18	1	5.468
19	2	1.190	19	3	5.209
20	25	1.180	20	9	5.088
21	1	1.160	21	13	4.880
22	10	1.080	22	25	4.157
23	11	0.984	23	17	4.155
24	24	0.949	24	2	3.801
25	23	0.876	25	11	3.627

TABLE III
2016 Autopsies Related to Total Deaths, Population, and Violent Deaths

Rank	District	Autopsies/ Total Deaths	Rank	District	Autopsies/ Population	Rank	District	Autopsies/ Violent Deaths
1	16	0.322	1	16	2.380	1	16	2.011
2	25	0.140	2	8	1.326	2	22	1.358
3	9	0.127	3	18	1.295	3	25	1.289
4	4	0.121	4	4	1.153	4	3	1.199
5	8	0.116	5	14	1.065	5	8	1.143
6	3	0.113	6	12	1.063	6	10	1.116
7	13	0.107	7	19	1.022	7	9	1.095
8	18	0.102	8	3	1.016	8	18	1.090
9	21	0.097	9	22	0.980	9	11	1.071
10	2	0.093	10	21	0.954	10	14	1.056
11	11	0.093	11	7	0.949	11	13	1.037
12	14	0.093	12	6	0.910	12	23	1.013
13	19	0.088	13	13	0.910	13	2	0.984
14	12	0.085	14	15	0.902	14	19	0.970
15	10	0.084	15	9	0.893	15	7	0.965
16	17	0.082	16	5	0.886	16	12	0.950
17	15	0.082	17	10	0.868	17	4	0.942
18	20	0.081	18	25	0.842	18	24	0.913
19	24	0.075	19	20	0.777	19	21	0.911
20	6	0.072	20	2	0.724	20	6	0.841
21	23	0.071	21	11	0.722	21	15	0.767
22	7	0.069	22	17	0.669	22	1	0.736
23	5	0.063	23	1	0.632	23	20	0.733
24	1	0.063	24	23	0.611	24	17	0.721
25	22	0.062	25	24	0.608	25	5	0.707

TABLE IV
2016 Percent of Medical Examiner Cases Autopsied

District	Natural	Accident: Motor Vehicle	Accident: Drug Intoxication	Accident: Fall	Accident: Other	Suicide	Homicide	Undetermined
1	20.4%	21.6%	95.4%	2.4%	62.5%	98.2%	100.0%	94.4%
2	39.4%	81.0%	80.0%	2.6%	70.0%	100.0%	100.0%	88.9%
3	59.1%	94.1%	100.0%	10.0%	100.0%	100.0%	87.5%	100.0%
4	67.5%	74.1%	90.3%	7.4%	71.7%	97.4%	98.5%	76.2%
5	50.1%	79.1%	94.6%	2.9%	73.8%	97.0%	98.2%	91.1%
6	47.8%	71.5%	93.0%	4.8%	81.8%	95.6%	100.0%	93.6%
7	39.6%	75.6%	90.1%	8.2%	79.2%	96.2%	96.3%	100.0%
8	79.8%	93.4%	94.1%	7.9%	77.5%	100.0%	100.0%	97.6%
9	70.1%	66.9%	92.5%	8.6%	65.2%	94.4%	97.4%	92.3%
10	76.1%	84.8%	95.9%	8.9%	92.9%	99.2%	100.0%	100.0%
11	57.3%	87.8%	96.3%	34.8%	46.6%	96.5%	99.6%	90.0%
12	53.6%	79.2%	97.7%	6.7%	68.3%	97.1%	100.0%	100.0%
13	38.4%	86.2%	98.0%	8.2%	40.0%	99.5%	96.7%	95.0%
14	45.9%	75.0%	94.8%	11.6%	71.4%	95.8%	100.0%	88.9%
15	61.7%	30.2%	90.5%	6.7%	65.1%	55.5%	100.0%	88.9%
16	79.1%	100.0%	100.0%	100.0%	100.0%	100.0%	100.0%	100.0%
17	44.6%	33.8%	97.8%	6.2%	74.6%	24.8%	100.0%	88.9%
18	77.8%	85.0%	90.7%	21.3%	90.7%	100.0%	100.0%	76.5%
19	51.5%	85.0%	94.9%	8.4%	75.6%	99.2%	100.0%	100.0%
20	46.7%	84.4%	98.2%	4.1%	80.8%	100.0%	100.0%	80.0%
21	53.3%	95.2%	97.8%	5.7%	96.0%	99.2%	98.1%	100.0%
22	65.9%	100.0%	94.7%	31.6%	86.7%	100.0%	100.0%	100.0%
23	27.8%	100.0%	94.7%	4.5%	82.6%	100.0%	100.0%	100.0%
24	45.7%	74.5%	89.0%	10.2%	66.7%	92.2%	100.0%	100.0%
25	60.0%	79.3%	93.3%	3.8%	95.2%	100.0%	100.0%	100.0%
State	**53.4%**	**72.9%**	**94.0%**	**8.1%**	**65.6%**	**89.1%**	**98.9%**	**92.0%**

TABLE V
2016 Ranking of Violent Death Rates
(Per 1000 Population)

Ranking	Dist	Mot Veh Acc/ Population	Dist	Drug Intox Acc/ Population	Dist	Fall Acc/ Population	Dist	Other Acc/ Population	Dist	Homicides/ Population	Dist	Suicides/ Population	Dist	Total Violent/ Population
1	16	0.316	15	0.484	20	0.551	13	0.229	9	0.152	16	0.250	5	1.253
2	8	0.314	4	0.454	5	0.463	16	0.184	4	0.113	18	0.243	4	1.224
3	3	0.296	16	0.355	21	0.333	2	0.118	3	0.093	22	0.241	18	1.188
4	7	0.261	12	0.333	19	0.303	14	0.116	11	0.087	14	0.235	16	1.183
5	14	0.238	17	0.316	8	0.296	11	0.114	21	0.074	1	0.231	15	1.176
6	2	0.235	6	0.286	6	0.270	1	0.109	1	0.071	12	0.220	8	1.159
7	10	0.220	18	0.283	18	0.248	3	0.105	2	0.068	7	0.205	12	1.118
8	18	0.211	5	0.251	12	0.226	8	0.104	13	0.067	6	0.205	6	1.082
9	4	0.208	19	0.249	15	0.205	21	0.102	15	0.062	19	0.197	20	1.059
10	12	0.201	9	0.198	4	0.191	18	0.095	24	0.058	23	0.192	19	1.054
11	13	0.193	7	0.195	17	0.190	7	0.093	19	0.057	5	0.180	21	1.047
12	25	0.180	14	0.192	14	0.142	5	0.093	12	0.054	21	0.178	14	1.008
13	5	0.176	10	0.188	7	0.141	22	0.088	17	0.053	15	0.176	7	0.984
14	21	0.171	21	0.183	24	0.131	4	0.082	16	0.053	4	0.159	17	0.928
15	19	0.170	11	0.168	9	0.127	15	0.076	7	0.052	8	0.153	13	0.877
16	6	0.165	20	0.163	3	0.116	6	0.076	10	0.052	10	0.152	1	0.858
17	23	0.164	24	0.163	1	0.112	12	0.076	14	0.050	24	0.142	3	0.848
18	1	0.158	1	0.147	22	0.111	20	0.074	5	0.050	13	0.137	9	0.815
19	15	0.152	13	0.147	10	0.102	17	0.066	18	0.049	20	0.131	10	0.778
20	17	0.150	25	0.139	2	0.092	25	0.065	6	0.048	17	0.124	2	0.736
21	9	0.141	8	0.133	13	0.090	19	0.065	8	0.044	25	0.118	22	0.722
22	22	0.129	3	0.116	25	0.081	23	0.058	23	0.038	9	0.112	11	0.674
23	11	0.125	22	0.111	11	0.066	10	0.054	22	0.035	2	0.108	24	0.666
24	24	0.114	23	0.096	23	0.056	9	0.054	20	0.031	11	0.095	25	0.654
25	20	0.091	2	0.094	16	0.013	24	0.033	25	0.031	3	0.087	23	0.603

TABLE VI
2016 Ranking of Districts by Number of Violent Deaths

Rank	Violent Deaths	District	Geographical Area of Florida with Population Ranking (#)
1	1,820	11	Miami (#1)
2	1,721	17	Ft. Lauderdale (#2)
3	1,637	15	Palm Beach (#4)
4	1,569	6	St. Petersburg (#3)
5	1,477	4	Jacksonville (#7)
6	1,392	5	Leesburg (#8)
7	1,187	13	Tampa (#5)
8	1,044	9	Orlando (#6)
9	886	12	Sarasota (#9)
10	766	21	Ft. Myers (#12)
11	676	18	Melbourne (#14)
12	665	19	Ft. Pierce (#13)
13	629	1	Pensacola (#11)
14	604	10	Lakeland (#10)
15	509	7	Daytona Beach (#15)
16	446	8	Gainesville (#19)
17	371	20	Naples (#20)
18	313	2	Tallahassee (#17)
19	305	14	Panama City (#22)
20	299	24	Sanford (#16)
21	239	23	St. Augustine (#18)
22	211	25	Kissimmee (#21)
23	146	3	Live Oak (#23)
24	123	22	Port Charlotte (#24)
25	90	16	Florida Keys (#25)
State	19,125		

TABLE VII
2016 District Death Rates as Related to Autopsy Rates

Dist	Deaths/ Population	Autopsies/ Population
1	1.00%	0.063%
2	0.78%	0.072%
3	0.90%	0.102%
4	0.96%	0.115%
5	1.41%	0.089%
6	1.27%	0.091%
7	1.38%	0.095%
8	1.14%	0.133%
9	0.70%	0.089%
10	1.03%	0.087%
11	0.78%	0.072%
12	1.25%	0.106%
13	0.85%	0.091%
14	1.15%	0.106%
15	1.10%	0.090%
16	0.74%	0.238%
17	0.82%	0.067%
18	1.27%	0.130%
19	1.16%	0.102%
20	0.95%	0.078%
21	0.98%	0.095%
22	1.59%	0.098%
23	0.86%	0.061%
24	0.81%	0.061%
25	0.60%	0.084%
State	0.99%	0.088%

TABLE VIII
Fifteen Year Comparison of Violent Death Rates

Dist	2002	2003	2004	2005	2006	2007	2008	2009	2010	2011	2012	2013	2014	2015	2016
1	0.714	0.763	0.787	0.867	0.831	0.811	0.805	0.807	0.765	0.788	0.742	0.711	0.821	0.862	0.858
2	0.621	0.359	0.560	0.736	0.640	0.634	0.625	0.624	0.688	0.708	0.745	0.644	0.576	0.611	0.736
3	0.976	0.773	0.848	0.981	0.910	0.990	0.975	0.975	0.956	1.030	0.815	0.820	0.714	0.956	0.848
4	0.740	0.743	0.793	0.802	0.792	0.842	0.835	0.837	0.739	0.775	0.900	0.874	0.879	0.930	1.224
5	0.796	0.755	0.711	0.792	0.782	0.699	0.690	0.685	0.904	0.937	1.007	0.994	1.024	1.145	1.253
6	0.766	0.805	0.846	0.825	0.893	0.909	0.910	0.914	1.014	0.981	0.933	0.897	0.973	0.987	1.082
7	0.814	0.769	0.838	0.867	0.810	0.823	0.818	0.824	1.019	0.943	0.867	0.853	0.817	0.917	0.984
8	0.802	0.947	0.905	1.072	1.049	1.170	1.151	1.141	1.130	1.167	1.153	1.095	0.979	1.109	1.159
9	0.615	0.617	0.695	0.730	0.721	0.702	0.693	0.697	0.645	0.673	0.656	0.642	0.705	0.730	0.815
10	0.669	0.665	0.788	0.569	0.764	0.663	0.657	0.658	0.701	0.663	0.643	0.697	0.711	0.668	0.778
11	0.615	0.586	0.584	0.608	0.621	0.611	0.607	0.608	0.539	0.534	0.536	0.524	0.562	0.594	0.674
12	0.554	0.689	0.731	0.763	0.753	0.746	0.737	0.741	0.741	0.780	0.804	0.781	0.842	1.083	1.118
13	0.896	0.879	0.847	0.864	0.908	0.908	0.902	0.905	0.902	0.860	0.799	0.777	0.747	0.837	0.877
14	0.863	0.891	0.844	0.845	0.927	0.937	0.920	0.919	0.715	0.775	0.743	0.722	0.888	1.012	1.008
15	0.691	0.789	0.774	0.792	0.833	0.904	0.904	0.910	0.723	0.646	0.687	0.750	0.761	0.939	1.176
16	1.085	1.242	1.120	1.226	1.180	1.279	1.328	1.296	1.272	1.390	1.111	1.167	0.979	1.267	1.183
17	0.649	0.641	0.646	0.693	0.666	0.675	0.677	0.683	0.664	0.622	0.646	0.651	0.668	0.745	0.928
18	0.888	0.872	0.848	1.002	0.981	0.880	0.874	0.875	0.854	0.895	0.920	0.925	0.954	1.008	1.188
19	0.867	0.897	0.951	0.827	0.835	0.764	0.754	0.759	0.809	0.805	0.896	0.938	0.847	0.911	1.054
20	0.836	0.838	0.865	0.941	0.946	0.872	0.874	0.874	0.930	0.877	0.843	0.970	1.025	0.983	1.059
21	0.941	0.929	1.082	1.113	1.047	0.993	0.979	0.991	0.887	0.923	0.865	0.765	0.909	1.067	1.047
22	0.485	0.507	0.682	0.669	0.605	0.620	0.615	0.616	0.575	0.611	0.502	0.507	0.552	0.616	0.722
23	0.694	0.680	0.695	0.649	0.624	0.663	0.645	0.643	0.658	0.609	0.532	0.520	0.589	0.539	0.603
24	0.335	0.385	0.357	0.335	0.081	0.409	0.408	0.411	0.435	0.447	0.376	0.428	0.403	0.479	0.666
25															0.654
State	**0.715**	**0.721**	**0.748**	**0.772**	**0.773**	**0.775**	**0.770**	**0.766**	**0.772**	**0.753**	**0.751**	**0.744**	**0.770**	**0.842**	**0.949**

Note: Prior to 2016, District 9 included Orange & Osceola counties. Both counties enacted Home Rule authority in 2016 and District 9 was split into two districts, with Orange County staying District 9 and Osceola County becoming District 25.

Chart Ia

2016 Medical Examiner Jurisdiction
Total Florida Deaths: 199,964

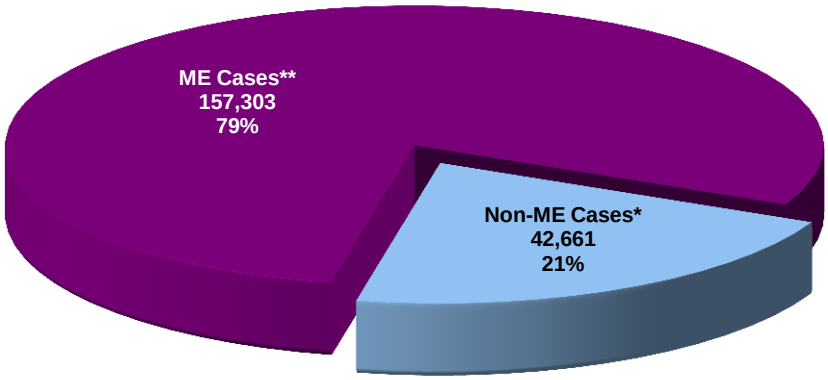

* *Includes 19,974 Cases Reviewed but Jurisdiction Declined*
** *Includes Cases Accepted and Cremation Approvals*

Chart Ib

2016 Medical Examiner Workload
Total Deaths Reviewed: 177,277

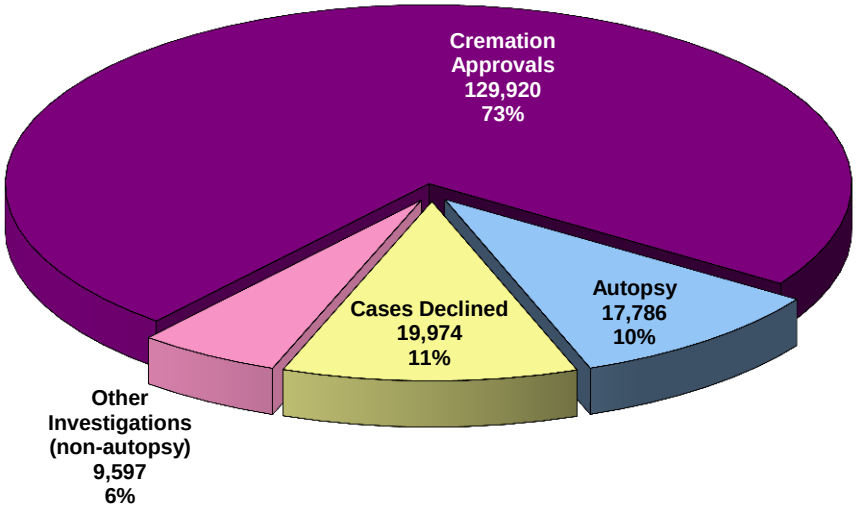

Chart IIa

2016 Violent vs. Non-Violent Deaths
Total Florida Deaths: 199,964

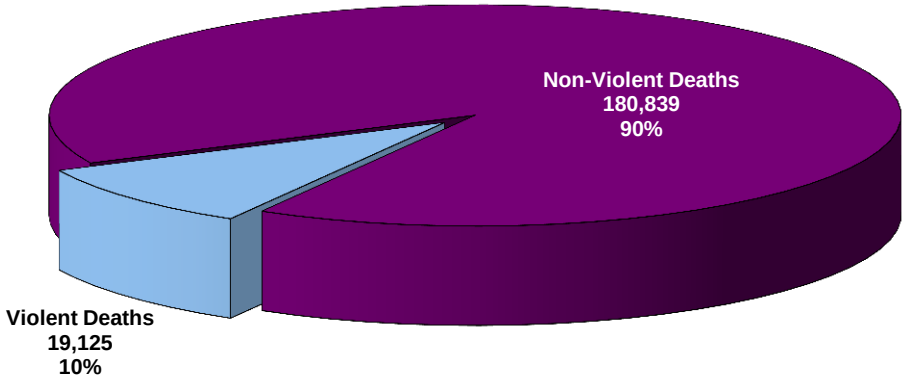

Chart IIb

2016 Violent Death Workload
Total Violent Deaths: 19,125

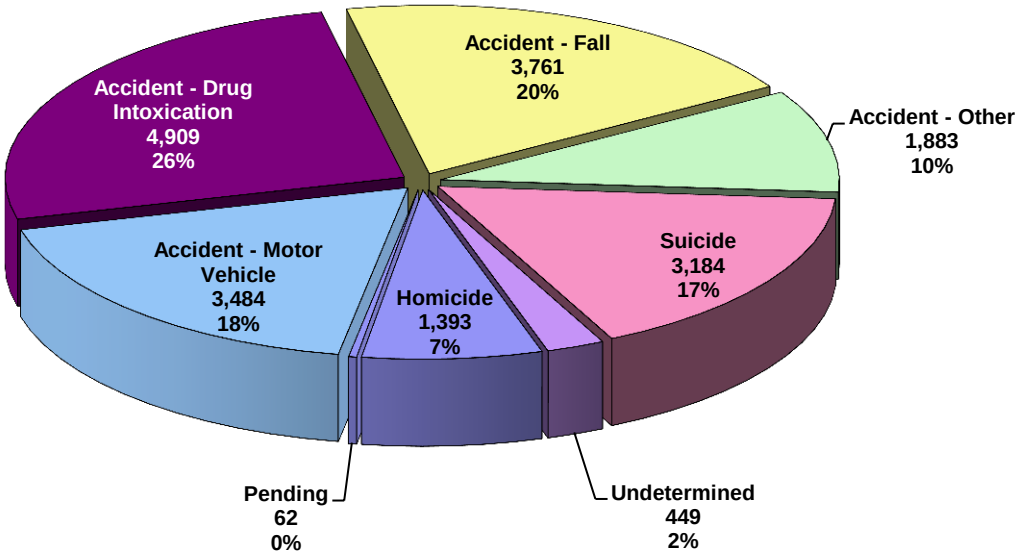

Chart IIIa

2016 Autopsy Workload
Total Florida Deaths: 199,964

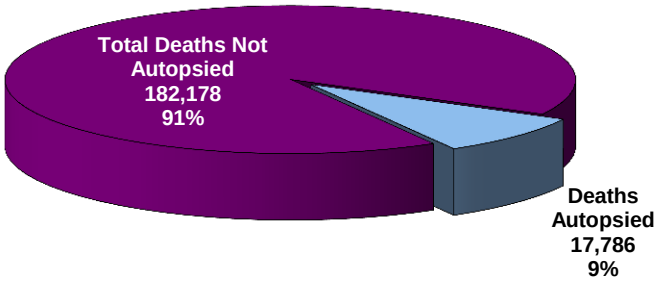

Chart IIIb

2016 Autopsy Workload as Percent of Deaths Referred to Medical Examiners

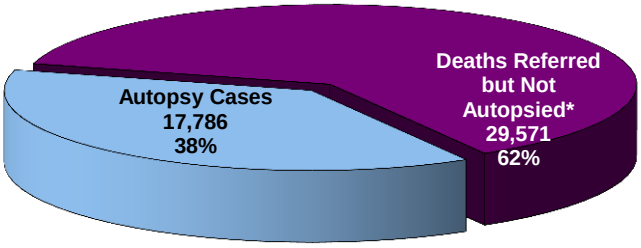

Total Deaths Referred: 47,357 (*excludes cremations)

Chart IIIc

2016 Autopsy Workload as Percent of Deaths Accepted
Total Deaths Accepted: 27,383

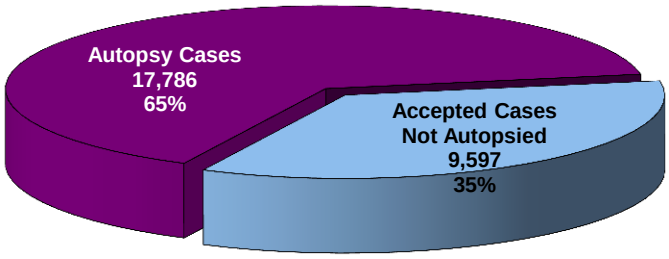

Chart IVa
2016 Workload by Depth of Examinations - Homicide

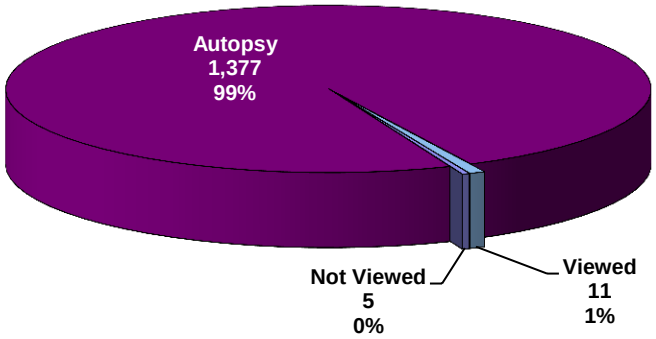

Chart IVb
2016 Workload by Depth of Examinations - Suicide

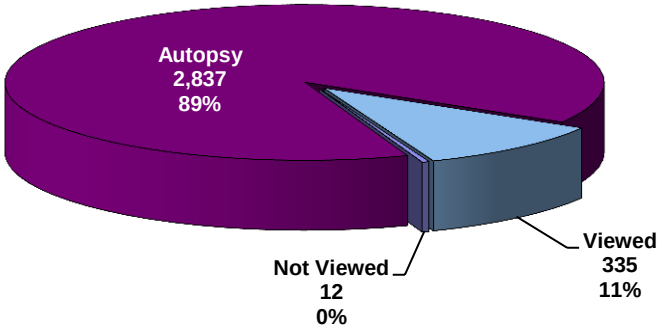

Chart IVc
2016 Workload by Depth of Examinations - Undetermined

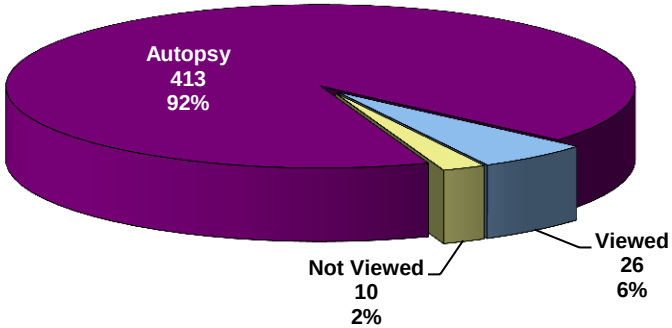

Chart IVd
2016 Workload by Depth of Examinations - Accident: Motor Vehicle

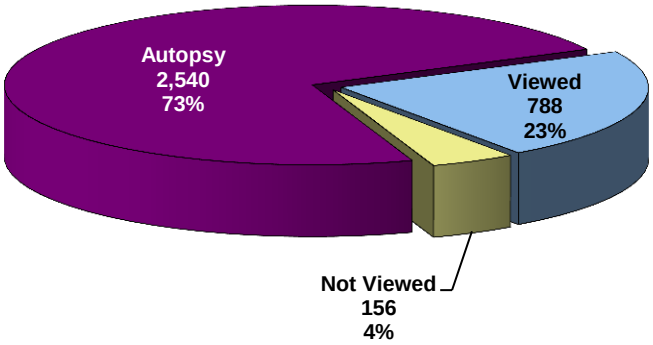

Chart IVe
2016 Workload by Depth of Examinations - Accident: Drug Intoxication

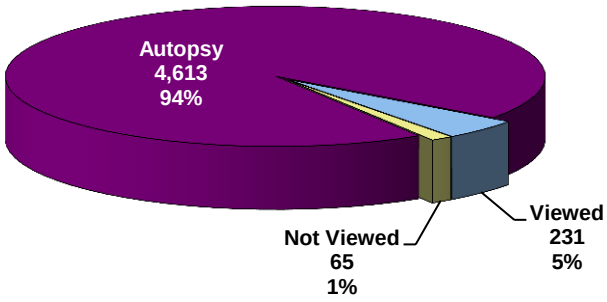

Chart IVf
2016 Workload by Depth of Examinations - Accident: Fall

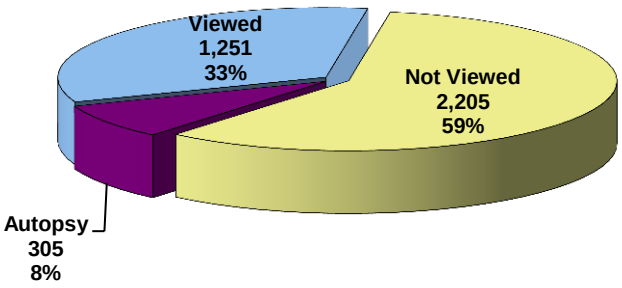

Chart IVg
2016 Workload by Depth of Examinations - Accident: Other (Non-motor vehicle)

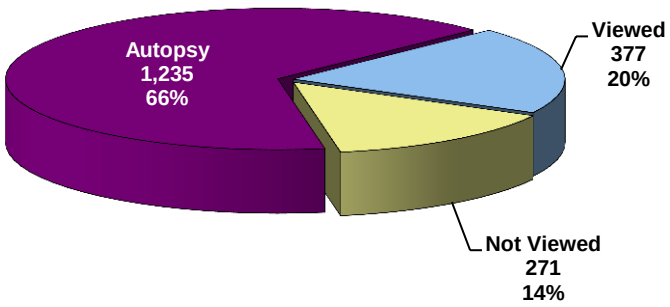

Chart IVh
2016 Workload by Depth of Examinations - Natural

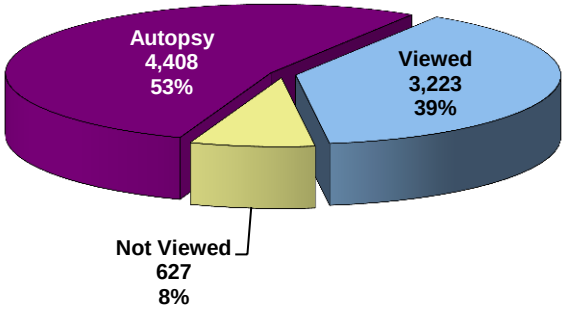

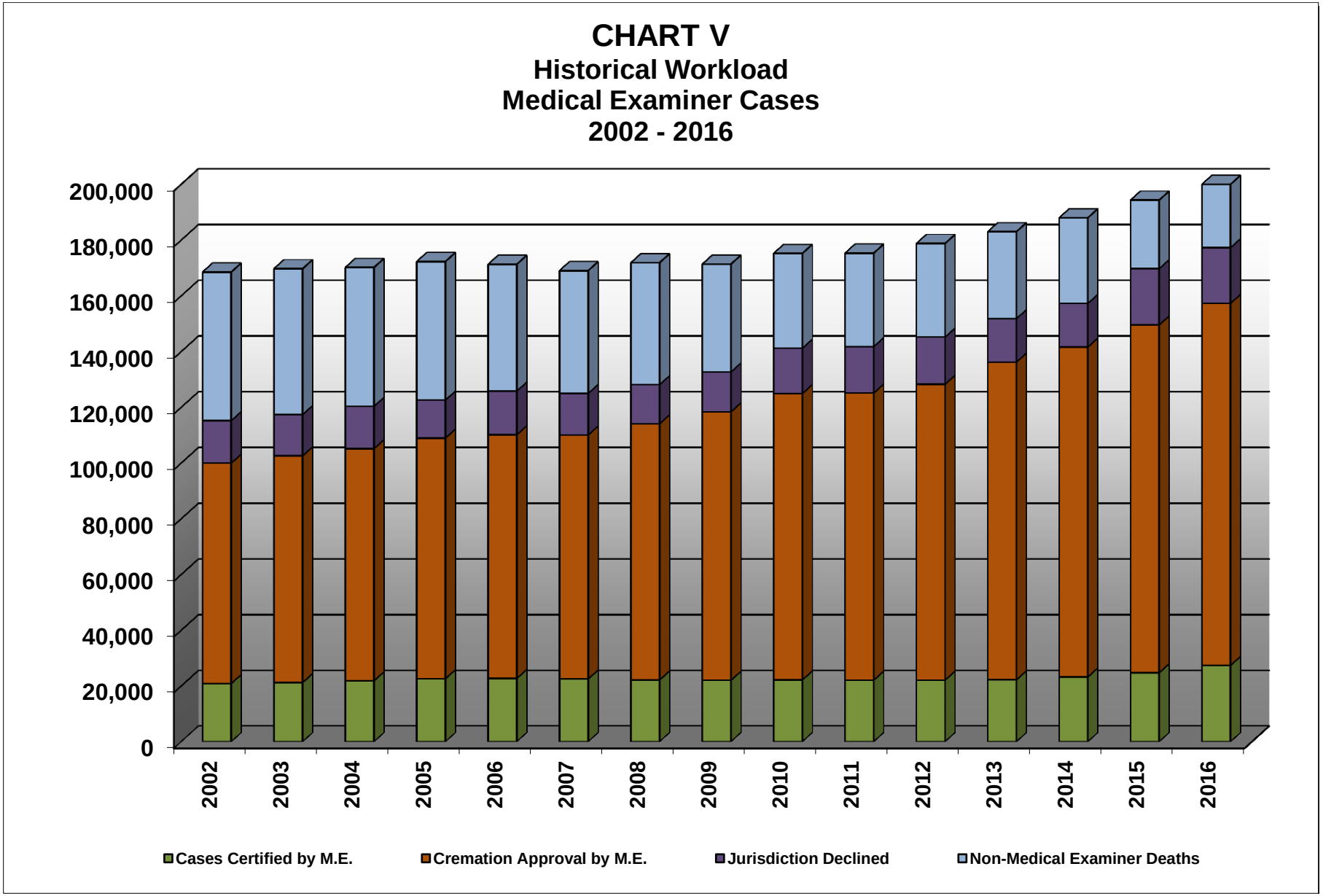
CHART V
Historical Workload
Medical Examiner Cases
2002 - 2016
200,000
180,000
160,000
140,000
120,000
100,000
80,000
60,000
40,000
20,000
0
2002
2003
2004
2005
2006
2007
2008
2009
2010
2011
2012
2013
2014
2015
2016
Cases Certified by M.E.
Cremation Approval by M.E.
Jurisdiction Declined
Non-Medical Examiner Deaths

MEDICAL EXAMINERS COMMISSION

Stephen J. Nelson, M.A., M.D., F.C.A.P.
Chairman
District 10 Medical Examiner
1021 Jim Keene Boulevard
Winter Haven, Florida 33880
(863) 298-4600
FAX: (863) 298-5264
email: StephenNelson@polk-county.net
First Term: 2/13/2014-7/1/2016

Barbara C. Wolf, M.D.
District 5 Medical Examiner
809 Pine Street
Leesburg, Florida 34748
(352) 326-5961
FAX: (352) 365-6438
email: barbara.wolf@marioncountyfl.org
First Term: 8/7/2015-7/1/2019

Vacant
Sheriff

Robin Giddens Sheppard, L.F.D.
Funeral Director/Vice President
Hardage-Giddens Funeral Homes
4801 San Jose Boulevard
Jacksonville, Florida 32207
(904) 737-7171
FAX: (904) 737-5924
email: Robin.Sheppard@dignitymemorial.com
First Term: 8/15/2013-7/1/2016

Mr. Kenneth T. Jones
State Registrar
Florida Department of Health
Bureau of Vital Statistics
Post Office Box 210
Jacksonville, Florida 32231
(904) 359-6900 ext. 1001
FAX: (904) 359-6931
email: Ken.Jones@flhealth.gov
Term: Not Applicable

Honorable James S. Purdy, J.D.
Public Defender, 7th Judicial Circuit
251 North Ridgewood Avenue
Daytona Beach, Florida 32114
(386) 239-7730
FAX: (386) 239-7702
email: purdy.james@pd7.org
Partial Term: 10/2/2008-6/30/2009
Second Term: 8/15/2013-7/1/2017

Wesley Heidt, J.D.
Office of the Attorney General
Bureau Chief, Criminal Appeals
444 Seabreeze Boulevard, Suite 500
Daytona Beach, Florida 32118
(386) 238-4990
FAX: (386) 238-4997
email: wesley.heidt@myfloridalegal.com
Term: Not Applicable

Vacant
State Attorney

Honorable Carol Whitmore
Manatee County Commission
Board of County Commissioners
Post Office Box 1000
Bradenton, Florida 34206-1000
(941) 745-3704
FAX: (941) 745-3790
email: carol.whitmore@mymanatee.org
First Term: 8/15/2013-7/1/2017

STAFF

Medical Examiners Commission
Florida Department of Law Enforcement
Post Office Box 1489
Tallahassee, Florida 32302
(850) 410-8600

Chief of Policy and Special Programs Vickie Koenig
(850) 410-8600
vickiekoenig@fdle.state.fl.us

Government Analyst II Beth McNeil
(850) 410-8608
bethmcneil@fdle.state.fl.us

Government Analyst II Doug Culbertson
(850) 410-8609
dougculbertson@fdle.state.fl.us

Deputy General Counsel James Martin, J.D.
(850) 410-7676
jamesmartin@fdle.state.fl.us

FLORIDA DISTRICT MEDICAL EXAMINERS

District 1
Andrea N. Minyard, M.D.
5151 North 9th Avenue
Pensacola, Florida 32504
Director of Operations Jeff Martin
(850) 416-7200
FAX: (850) 416-6475
e-mail: anminyard@aol.com

District 2
David T. Stewart, M.D.
Post Office Box 14389
Tallahassee, Florida 32317
Forensic Supervisor Tiffany Poston
(850) 942-7473
FAX: (850) 219-7690
e-mail: me2@kwbpathology.com

District 3
Dixie Co.
ME Services Provided by District 8
Lafayette, Madison & Suwannee Co.
ME Services Provided by District 2
Columbia & Hamilton Co.
ME Services Provided by District 4

District 4
Valerie J. Rao, M.D.
2100 Jefferson Street
Jacksonville, Florida 32206
Director of Operations Tim Crutchfield
(904) 255-4000
FAX: (904) 630-0964
e-mail: tcrutchfield@coj.net

District 5
Barbara C. Wolf, M.D.
809 Pine Street
Leesburg, Florida 34748
Director of Operations Lindsey Bayer
(352) 326-5961
FAX: (352) 365-6438
e-mail: Lindsey.Bayer@marioncounty fl.org

District 6
Jon R. Thogmartin, M.D.
10900 Ulmerton Road
Largo, Florida 33778
Chief Investigator Damon Breton
(727) 582-6800
FAX: (727) 582-6820
e-mail: dbreton@co.pinellas.fl.us

District 7 (Home Rule)
Marie A. Herrmann, M.D.
1360 Indian Lake Road
Daytona Beach, FL 32124-1001
Director of Operations Lindsey Crim
(386) 258-4060
FAX: (386) 258-4061
e-mail: lcrim@volusia.org

District 8
William F. Hamilton, M.D.
606 S.W. 3rd Avenue
Gainesville, Florida 32601
Forensic Investigator Coordinator Cathy Weldon
(352) 273-9292
FAX: (352) 273-9288
e-mail: weldonc@pathology.ufl.edu

District 9 (Home Rule)
Joshua D. Stephany, M.D.
2350 East Michigan Street
Orlando, Florida 32806
Program Manager Sheri Blanton
(407) 836-9400
FAX:(407) 836-9450
e-mail: Sheri.Blanton@ocfl.net

District 10
Stephen J. Nelson, M.A., M.D., F.C.A.P.
1021 Jim Keene Boulevard
Winter Haven, Florida 33880
Office Manager Sheli Wilson
(863) 298-4600
FAX:(863) 298-5264
e-mail: StephenNelson@polk-county.net

District 11 (Home Rule)
Emma O. Lew, M.D.
Number One on Bob Hope Road
Miami, Florida 33136-1133
Director of Operations Darren Caprara
(305) 545-2400
FAX: (305) 545-2412
e-mail: eol@miamidade.gov

District 12
Russell S. Vega, M.D.
2001 Siesta Drive, Suite 302
Sarasota, Florida 34239
Director of Operations David Winterhalter
(941) 361-6909
FAX: (941) 361-6914
email: rvega@fldist12me.com

District 13 (Home Rule)
Mary K. Mainland, M.D.
11025 North 46th Street
Tampa, Florida 33617
Manager of Operations Robert Salmon
(813) 914-4500
FAX: (813) 914-4594
email: mainlandm@hillsboroughcounty.org

District 14
Jay Radtke, M.D.
Interim Medical Examiner
3737 Frankford Avenue
Panama City, Florida 32405
Director of Operations Whit Majors
(850) 747-5740
FAX: (850) 747-5745
e-mail: wmajors@baycountyfl.gov

District 15 (Home Rule)
Michael D. Bell, M.D.
3126 Gun Club Road
West Palm Beach, Florida 33406
Forensic Supervisor Rich Long
(561) 688-4575
FAX: (561) 688-4588
e-mail: mbell@pbcgov.org

District 16
Michael Steckbauer, M.D.
Interim Medical Examiner
56639 Overseas Hwy
Marathon, Florida 33050
(305) 743-9011
FAX: (305) 743-9013
e-mail: District16medicalexaminer@aol.com

District 17 (Home Rule)
Craig Mallak, M.D.
5301 S.W. 31st Avenue
Ft. Lauderdale, Florida 33312
Division Admin Assistant Heather Galvez
(954) 357-5200
FAX: (954) 327-6580
e-mail: cmallak@broward.org

District 18
Sajid S. Qaiser, M.D.
1750 Cedar Street
Rockledge, Florida 32955
Lead Investigator Craig Engelson
(321) 633-1981
FAX: (321) 633-1986
e-mail: sajid.qaiser@brevardcounty.us

District 19
Roger E. Mittleman, M.D.
2500 South 35th Street
Ft. Pierce, Florida 34981
Administrative Manager Christine Weekes
(772) 464-7378
FAX: (772) 464-2409
e-mail: cweekes@irsc.edu

District 20
Marta U. Coburn, M.D.
3838 Domestic Avenue
Naples, Florida 34104
Office Manager Elizabeth Alfonso Nunez
(239) 434-5020
FAX: (239) 434-5027
e-mail: naplesme@d20me.net

District 21
Rebecca A. Hamilton, M.D.
70 South Danley Drive
Ft. Myers, Florida 33907
Operations Manager Patti Wheaton
(239) 533-6339
FAX: (239) 277-5017
e-mail: pwheaton@leegov.com

District 22
Riazul H. Imami, M.D., Ph.D.
18130 Paulson Drive
Pt. Charlotte, Florida 33954
Office Manager Penny Fulton
(941) 625-1111
FAX: (941) 627-0995
e-mail: medex22@embarqmail.com

District 23
Predrag Bulic, M.D.
4501 Avenue A
St. Augustine, Florida 32095
Operations Director Koni Rogers
(904) 209-0820
FAX: (800) 255-8617
e-mail: medex23@sjcfl.us

District 24
Marie A. Herrmann, M.D.
ME Services Provided by District 7

District 25 (Home Rule)
Joshua D. Stephany, M.D.
ME Services Provided by District 9

Updated July 19, 2017

FLORIDA ASSOCIATE MEDICAL EXAMINERS

District 1
(Wilson A. Broussard, M.D.)
(Aurelian Nicolaescu, M.D.)
(Cameron F. Snider, M.D.)

District 2
Anthony J. Clark, M.D.
Lisa M. Flannagan, M.D.
Jerry L. Harris, M.D.
L. Stephen Sarbeck, M.D.
Stephen L. Sgan, M.D.

District 3
Dixie Co.
ME Services Provided by District 8
Lafayette, Madison, & Suwannee Co.
ME Services Provided by District 2
Columbia & Hamilton Co.
ME Services Provided by District 4

District 4
Robert Buchsbaum, M.D., J.D.
Jennifer E. Dierksen, M.D.
Peter Gillespie, M.D.
Aurelian Nicolaescu, M.D.
Robert R. Pfalzgraf, M.D.
(Leszek Chrostwoski, M.D.)
(William F. Hamilton, M.D.)
(Wendy A. Stroh, D.O.)

District 5
Wendy A. Lavezzi, M.D.
Kyle C. Shaw, MBBS
(William F. Hamilton, M.D.)
(Susan S. Ignacio, M.D.)
(Wayne D. Kurz, M.D.)
(Noel A. Palma, M.D.)
(Joshua D. Stephany, M.D.)
(Wendy A. Stroh, D.O.)
(Jon Thogmartin, M.D.)
(Christopher I. Wilson, M.D.)

District 6
Susan S. Ignacio, M.D.
Wayne D. Kurz, M.D.
Noel A. Palma, M.D.
Christopher I. Wilson, M.D.
(Wilson A. Broussard, M.D.)
(Thomas M. Coyne, M.D., Ph.D.
(Rebecca A. Hamilton, M.D.)
(Sean P. Hurst, M.D.)
(Wendy A. Lavezzi, M.D.)
(Stephen J. Nelson, M.D.)
(Kyle C. Shaw, MBBS)
(Phoutthasone Thirakul, M.D.)
(Suzanne R. Utley-Bobak, M.D.)
(Russell S. Vega, M.D.)
(Vera Volnikh, M.D.)
(Barbara C. Wolf, M.D.)

District 7
Andrew S. Koopmeiners, M.D.
(Marie H. Hansen, M.D.)
(Joshua D. Stephany, M.D.)
(Sara H. Zydowicz, D.O.)

District 8
Wendy A. Stroh, D.O.
(Robert Buchsbaum, M.D., J.D.)
(Predrag Bulic, M.D.)
(Leszek Chrostwoski, M.D.)
(Peter Gillespie, M.D.)
(Wendy A. Lavezzi, M.D.)
(Roger E. Mittleman, M.D.)
(Stephen J. Nelson, M.D.)
(Aurelian Nicolaescu, M.D.)
(Deanna A. Oleske, M.D.)
(Valerie J. Rao, M.D.)
(Kyle Shaw, M.D.)
(Jon R. Thogmartin, M.D.)
(Barbara C. Wolf, M.D.)

District 9
Jesse C. Giles, M.D.
Marie H. Hansen, M.D.
Jennifer H. Park, D.O.
Gary L. Utz. M.D.
Sara H. Zydowicz, D.O.
(Julia V. Hegert, M.D.)
(Marie A. Herrmann, M.D.)
(Wendy Lavezzi, M.D.)
(Roger E. Mittleman, M.D.)
(Stephen J. Nelson, M.D.)
(Shanedelle S. Norford, M.D.)
(Linda Rush O'Neil, M.D.)
(Krzysztof Podjaski, M.D.)
(Sajid Qaiser, M.D.)
(Kyle Shaw, M.D.)
(Vera Volnikh, M.D.)
(Barbara Wolf, M.D.)

District 10
Vera Volnikh, M.D.
(Susan S. Ignacio, M.D.)
(Wayne D. Kurz, M.D.)
(Wendy Lavezzi, M.D.)
(Roger E. Mittleman, M.D.)
(Noel A. Palma, M.D.)
(Kyle C. Shaw, MBBS)
(Jon R. Thogmartin, M.D.)
(Christopher I. Wilson, M.D.)
(Barbara C. Wolf, M.D.)

District 11
Noel Agudo, M.D.
Fintan Garavan, Ph.D., M.D.
Kenneth D. Hutchins, M.D.
Kailee Imperatore, M.D.
Katherine Kenerson, M.D.
Benjamin Mathis, M.D.
Mark J. Shuman, M.D.
HyeJong Song Marshall, M.D.
Amber Wang, M.D.
(Michael D. Bell, M.D.)
(Iouri G. Boiko, M.D., Ph.D.)
(Manfred Borges, M.D.)
(Marcela Chiste, M.D.)
(Marta Coburn, M.D.)
(Gertrude M. Juste, M.D.)
(Rebecca MacDougall, M.D.)
(Craig Mallak, M.D.)
(Reinhard W. Motte, M.D.)
(Linda R. O'Neil, M.D.)
(Marlon Osbourne, M.D.)
(Stephen Robinson, M.D.)
(Stacey A. Simons, M.D.)
(Terrill Tops, M.D.)
(Lee Marie Tormos, M.D.)

District 12
Wilson A. Broussard, M.D.
Phoutthasone Thirakul, M.D.
Suzanne R. Utley-Bobak, M.D.
(Elise F. Arbefeville, M.D.)
(Leszek Chrostowski, M.D.)
(Laura S. Hair, M.D.)
(Stephen J. Nelson, M.D.)
(Robert R. Pfalzgraf, M.D.)
(Daniel L. Schultz, M.D.)
(Wendolyn Sneed, M.D.)

District 13
Leszek Chrostowski, M.D.
Ellen E. Connor, M.D., Ph.D.
Kelly G. Devers, M.D.
Selly Strauch Rivers, M.D.
Daniel L. Schultz, M.D.
(Wilson A. Broussard, M.D.)
(Wendy A. Lavezzi, M.D.)
(Stephen J. Nelson, M.D.)
(Kyle C. Shaw, MBBS)
(Phoutthasone Thirakul, M.D.)
(Vera V. Volnikh, M.D.)
(Barbara C. Wolf, M.D.)
(Sara H. Zydowicz, D.O.)

District 14
(Thomas M. Coyne, M.D.)
(Katherine L. Kenerson, M.D.)
(Andrea N. Minyard, M.D.)
(Mark J. Shuman, M.D.)
(Michael R. Steckbauer, M.D.)

District 15
Marcela Chiste, M.D.
Gertrude M. Juste, M.D.
Reinhard W. Motte, M.D.
Stacey A. Simons, M.D.
Lee Marie Tormos, M.D.
(Iouri G. Boiko, M.D. Ph.D.)
(Stuart M. Graham, M.D.)
(Kenneth D. Hutchins, M.D.)
(Katherine Kennerson, M.D.)
(Emma O. Lew, M.D.)
(Craig T. Mallak, M.D., J.D.)
(Benjamin Mathis, M.D.)
(Roger E. Mittleman, M.D.)
(Linda R. O'Neil, M.D.)
(Marlon Osbourne, M.D.)
(Jay Radtke, M.D.)
(Stephen Robinson, M.D.)
(Mark J. Shuman, M.D.)

District 16

District 17
Iouri G. Boiko, M.D., Ph.D.
Rebecca MacDougall, M.D.
Marlon Osbourne, M.D.
Stephen Robinson, M.D.
Wendolyn Sneed, M.D.
Terrill Tops, M.D.
Darin Trelka, M.D., Ph.D.
(Michael D. Bell, M.D.)
(Kenneth Hutchins, M.D.)
(Gertrude M. Juste, M.D.)
(Catherine Kenerson, M.D.)
(Emma O. Lew, M.D.)
(Benjamin Mathis, M.D.)
(Reinhard W. Motte, M.D.)
(Linda Rush O'Neil, M.D.)
(Jay Radtke, M.D.)
(Mark J. Shuman, M.D.)

District 18
Krzysztof Podjaski, M.D.
(Roger E. Mittleman, M.D.)

District 19
Shanedelle S. Norford, M.D.
Linda Rush O'Neil, M.D.
(Michael D. Bell, M.D.)
(Stuart M. Graham, M.D.)
(Marie H. Hansen, M.D.)
(Kenneth D. Hutchins, M.D.)
(Gertrude M. Juste, M.D.)
(Wendy A. Lavezzi, M.D.)
(Reinhard W. Motte, M.D.)
(Stephen J. Nelson, M.D.)
(Krzysztof Podjaski, M.D.)
(Kyle C. Shaw, MBBS)
(Joshua D. Stephany, M.D.)
(Sajid S. Qaiser, M.D.)
(Mark J. Shuman, M.D.)
(Gary L. Utz, M.D.)
(Vera Volnikh, M.D.)
(Barbara C. Wolf, M.D.)
(Sara H. Zydowicz, D.O.)

District 20
Manfred Borges, Jr., M.D.
John A. Hayes, M.D.
(Rebecca A. Hamilton, M.D.)
(Emma O. Lew, M.D.)

District 21
Thomas M. Coyne, M.D., Ph.D.
Sean P. Hurst, M.D.
Tracy L. Shipe, D.O.
(Elise F. Arbefeville, M.D.)
(Manfred C. Borges, M.D.)
(Wilson A. Broussard, Jr., M.D.)
(Marta U. Coburn, M. D.)
(John A. Hayes, M.D.)
(Riazul H. Imami, M.D., Ph.D.)
(Jay M. Radtke, M.D.)
(Mark J. Shuman, M.D.)
(Phoutthasone Thirakul, M.D.)

District 22
(Elise F. Arbefeville, M.D.)
(Wilson A. Broussard, Jr., M.D.)
(Daniel L. Schultz, M.D.)
(Suzanne R. Utley-Bobak, M.D.)
(Russell S. Vega, M.D.)

District 23
Deanna A. Oleske, M.D.

District 24
ME Services Provided by District 7

District 25
ME Services Provided by District 9

MEDICAL EXAMINERS COMMISSION

Representing	Commissioner	Appointment	Reappointment	Term
Medical Examiners	Stephen J. Nelson M.D.	2014	2016*	2020
	Barbara C. Wolf M.D.	2015	N/A	2019
State Attorney	Vacant	N/A	N/A	2019
Public Defender	James S. Purdy, J.D.	2008	2010/2013	2017
County Commissioner	Carol Whitmore	2013	2017*	2021
Sheriff	Vacant	N/A	N/A	2021
Funeral Home Industry	Robin Giddens Sheppard	2013	2016*	2020
Attorney General/Designee	Wesley H. Heidt, J.D.	Standing appointment with no term		
State Surgeon General/Designee	Kenneth T. Jones	Standing appointment with no term		

*Recommended for reappointment

District Medical Examiners
Three Year Schedule

District	Next Three Term Year		
1	2015	2018	2021
2	2015	2018	2021
3	2015	2018	2021
4	2015	2018	2021
5	2015	2018	2021
6	2015	2018	2021
7	Home Rule Authority Began 1997		
8	2016	2019	2022
9	Home Rule Authority Began 2016		
10	2016	2019	2022
11	Home Rule Authority Began 1992		
12	2016	2019	2022
13	Home Rule Authority Began 1992		
14	2016	2019	2022
15	Home Rule Authority Began 1993		
16	2017	2020	2023
17	Home Rule Authority Began 2011		
18	2017	2020	2023
19	2017	2020	2023
20	2017	2020	2023
21	2017	2020	2023
22	2017	2020	2023
23	2017	2020	2023
24	2017	2020	2023
25	Home Rule Authority Began 2016		

Medical Examiners Commission

www.fdle.state.fl.us