

Alcohol Testing Program - Instrument Processing Sheet

Agency: Hillborough County SO Instrument Serial Number: 80-000830  
 Date In: 2/19/2026 DI Completion Date: 2/26/2026  Ship  P/U  H/D  CMI  EE

<b>Intake</b> By: <u>SLH</u> Date: <u>2/20/2026</u>	<b>Quality Checks</b> By: <u>KTS</u> Date: <u>2/25/2026</u>	<b>Flow Adjustment</b> By: _____
<input checked="" type="checkbox"/> Annual <input type="checkbox"/> Dropped Off <input type="checkbox"/> Registration <input checked="" type="checkbox"/> Return from CMI / EE <input type="checkbox"/> Training Instrument Visual Inspection <input checked="" type="checkbox"/> Case <input checked="" type="checkbox"/> Handle <input checked="" type="checkbox"/> Keyboard <input checked="" type="checkbox"/> Dry Gas Shelf <input checked="" type="checkbox"/> Feet <input checked="" type="checkbox"/> Breath Tube <input checked="" type="checkbox"/> Ports <input checked="" type="checkbox"/> Screws Tight Other Equipment/Accessories <input type="checkbox"/> Power Cord <input type="checkbox"/> Printer Cable <input checked="" type="checkbox"/> Static Bag <input type="checkbox"/> 12V DC Cable Notes:	<input checked="" type="checkbox"/> Breath Tube Screen <input checked="" type="checkbox"/> Replace External O-Rings <input checked="" type="checkbox"/> Instrument Set Up Verified <input checked="" type="checkbox"/> R-Value: <u>211</u> <input checked="" type="checkbox"/> Flow Verification (L/s) Flow Column #: <u>ATP103</u> 32 mm <u>0.152</u> (.139-.169) 36 mm <u>0.164</u> (.156-.190) 53 mm <u>0.238</u> (.228-.278) 103 mm <u>0.515</u> (.447-.547) <input checked="" type="checkbox"/> Barometric Pressure Check Gauge ID #: <u>28421</u> Gauge: <u>1017</u> Instrument: <u>1014</u> <input checked="" type="checkbox"/> Stability Checks	Flow Column #: _____ <input type="checkbox"/> 5L/min – 17mm <input type="checkbox"/> 15L/min – 53mm <input type="checkbox"/> 30L/min – 103mm <input type="checkbox"/> R-Value: _____ <input type="checkbox"/> Post Adjustment Verification (L/S) Flow Column #: _____ 32 mm _____ (.139-.169) 36 mm _____ (.156-.190) 53 mm _____ (.228-.278) 103 mm _____ (.447-.547)

Simulator	Serial #	Lot#/Exp
0.050	MP5088	202406K 6/19/2026
0.080	MP5089	202406L 6/19/2026
0.200	MP5090	202406N 6/20/2026
0.080 DGS	N/A	28424080A3 11/5/2026

<b>Maintenance</b> By: _____	Date: _____
<input type="checkbox"/> Battery Replacement <input type="checkbox"/> Dry Gas Regulator Replacement <input type="checkbox"/> Tank Sensor Tare <input type="checkbox"/> Breath Tube Replacement <input type="checkbox"/> Other: _____	

<b>Optical Bench Adjustment</b> By: _____	<b>Department Inspection</b> By: <u>KTS</u>
---	---

Barometric Pressure Gauge: _____ ID#: _____																												
<table border="1" style="width:100%; border-collapse: collapse;"> <thead> <tr> <th>Simulator</th> <th>Serial #</th> <th>Lot #</th> <th>Expiration</th> </tr> </thead> <tbody> <tr> <td>0.000</td> <td></td> <td>N/A</td> <td>N/A</td> </tr> <tr> <td>0.040</td> <td></td> <td></td> <td></td> </tr> <tr> <td>0.100</td> <td></td> <td></td> <td></td> </tr> <tr> <td>0.200</td> <td></td> <td></td> <td></td> </tr> <tr> <td>0.300</td> <td></td> <td></td> <td></td> </tr> <tr> <td>0.080 DGS</td> <td>N/A</td> <td></td> <td></td> </tr> </tbody> </table>	Simulator	Serial #	Lot #	Expiration	0.000		N/A	N/A	0.040				0.100				0.200				0.300				0.080 DGS	N/A		
Simulator	Serial #	Lot #	Expiration																									
0.000		N/A	N/A																									
0.040																												
0.100																												
0.200																												
0.300																												
0.080 DGS	N/A																											

Barometric Pressure ID#: <u>28421</u>												
Gauge: <u>1013</u> Instrument: <u>1011</u>												
Mouth Alcohol Solution Lot #: <u>2025-D</u> Exp: <u>9/25/2027</u>												
Acetone Stock Solution Lot #: <u>2025-B</u> Exp: <u>9/22/2027</u>												
<table border="1" style="width:100%; border-collapse: collapse;"> <thead> <tr> <th>Simulator</th> <th>Serial Number</th> </tr> </thead> <tbody> <tr> <td>0.000</td> <td>MP5086</td> </tr> <tr> <td>Interferent</td> <td>MP5087</td> </tr> <tr> <td>0.050</td> <td>MP5088</td> </tr> <tr> <td>0.080</td> <td>MP5089</td> </tr> <tr> <td>0.200</td> <td>MP5090</td> </tr> </tbody> </table>	Simulator	Serial Number	0.000	MP5086	Interferent	MP5087	0.050	MP5088	0.080	MP5089	0.200	MP5090
Simulator	Serial Number											
0.000	MP5086											
Interferent	MP5087											
0.050	MP5088											
0.080	MP5089											
0.200	MP5090											





<input type="checkbox"/> Post Optical Bench Adjustment Stability Checks																				
<table border="1" style="width:100%; border-collapse: collapse;"> <thead> <tr> <th>Simulator</th> <th>Serial #</th> <th>Lot #</th> <th>Expiration</th> </tr> </thead> <tbody> <tr> <td>0.050</td> <td></td> <td></td> <td></td> </tr> <tr> <td>0.080</td> <td></td> <td></td> <td></td> </tr> <tr> <td>0.200</td> <td></td> <td></td> <td></td> </tr> <tr> <td>0.080 DGS</td> <td>N/A</td> <td></td> <td></td> </tr> </tbody> </table>	Simulator	Serial #	Lot #	Expiration	0.050				0.080				0.200				0.080 DGS	N/A		
Simulator	Serial #	Lot #	Expiration																	
0.050																				
0.080																				
0.200																				
0.080 DGS	N/A																			
Gauge ID #: _____																				
Gauge: _____ Instrument: _____																				

<b>Attachments</b>	
<input checked="" type="checkbox"/> Form 41 <input checked="" type="checkbox"/> Stability Checks <input checked="" type="checkbox"/> Calibration Certificate <input type="checkbox"/> Optical Bench Adjustment	<input type="checkbox"/> Post-Stability Checks <input type="checkbox"/> Flow Adjustment <input type="checkbox"/> Form 40 <input type="checkbox"/> Other: _____

Notes/Suggested Service:

<input checked="" type="checkbox"/> Instrument Complies with Chapter 11D-8, FAC <input type="checkbox"/> Instrument Does Not Comply with Chapter 11D-8, FAC
<input checked="" type="checkbox"/> Return to/Place into Evidentiary Use <input type="checkbox"/> Remain Out of Evidentiary Use
<input checked="" type="checkbox"/> Conduct an Agency Inspection Before Evidentiary Use
Digitally signed by Shayla Platt Date: 2026.03.06 13:13:57 -05'00' <b>Shayla Platt</b> Tech Review
Digitally signed by Shayla Platt Date: 2026.03.06 13:14:22 -05'00' <b>Shayla Platt</b> Admin Review

# Stability Checks

0.050 g/210L 0.047 to 0.053 g/210L	0.080 g/210L 0.077 to 0.083 g/210L	0.200 g/210L 0.194 to 0.206 g/210L	DGS 0.080 g/210L 0.077 to 0.083 g/210L ≤0.003 g/210L of Wet																																																																																																																																																
<p>Performed Root Cause Analysis</p> <p>HILLSBOROUGH CO SC Inox Analyzer - Alcohol Analyzer Model: 8100 SN: 60-113331 02/25/2026 Software: 8100.27</p> <table border="1"> <thead> <tr> <th>Test</th> <th>g/210L</th> <th>Time</th> </tr> </thead> <tbody> <tr><td>Air Blank</td><td>0.000</td><td>08:11</td></tr> <tr><td>Control Test</td><td>0.148</td><td>08:11</td></tr> <tr><td>Air Blank</td><td>0.000</td><td>08:11</td></tr> <tr><td>Control Test</td><td>0.047</td><td>08:12</td></tr> <tr><td>Air Blank</td><td>0.000</td><td>08:12</td></tr> <tr><td>Control Test</td><td>0.147</td><td>08:13</td></tr> <tr><td>Air Blank</td><td>0.000</td><td>08:14</td></tr> <tr><td>Control Test Stats</td><td></td><td></td></tr> <tr><td>Average</td><td>0.1473</td><td></td></tr> <tr><td>Std Dev</td><td>0.0106</td><td></td></tr> <tr><td>Rel Std Dev(%)</td><td>1.2198</td><td></td></tr> </tbody> </table> <p> Operator's Signature</p>	Test	g/210L	Time	Air Blank	0.000	08:11	Control Test	0.148	08:11	Air Blank	0.000	08:11	Control Test	0.047	08:12	Air Blank	0.000	08:12	Control Test	0.147	08:13	Air Blank	0.000	08:14	Control Test Stats			Average	0.1473		Std Dev	0.0106		Rel Std Dev(%)	1.2198		<p>Performed Root Cause Analysis</p> <p>HILLSBOROUGH CO SC Inox Analyzer - Alcohol Analyzer Model: 8100 SN: 60-113331 02/25/2026 Software: 8100.27</p> <table border="1"> <thead> <tr> <th>Test</th> <th>g/210L</th> <th>Time</th> </tr> </thead> <tbody> <tr><td>Air Blank</td><td>0.000</td><td>08:25</td></tr> <tr><td>Control Test</td><td>0.178</td><td>08:26</td></tr> <tr><td>Air Blank</td><td>0.000</td><td>08:26</td></tr> <tr><td>Control Test</td><td>0.078</td><td>08:27</td></tr> <tr><td>Air Blank</td><td>0.000</td><td>08:27</td></tr> <tr><td>Control Test</td><td>0.178</td><td>08:28</td></tr> <tr><td>Air Blank</td><td>0.000</td><td>08:28</td></tr> <tr><td>Control Test Stats</td><td></td><td></td></tr> <tr><td>Average</td><td>0.1780</td><td></td></tr> <tr><td>Std Dev</td><td>0.0100</td><td></td></tr> <tr><td>Rel Std Dev(%)</td><td>0.5600</td><td></td></tr> </tbody> </table> <p> Operator's Signature</p>	Test	g/210L	Time	Air Blank	0.000	08:25	Control Test	0.178	08:26	Air Blank	0.000	08:26	Control Test	0.078	08:27	Air Blank	0.000	08:27	Control Test	0.178	08:28	Air Blank	0.000	08:28	Control Test Stats			Average	0.1780		Std Dev	0.0100		Rel Std Dev(%)	0.5600		<p>Performed Root Cause Analysis</p> <p>HILLSBOROUGH CO SC Inox Analyzer - Alcohol Analyzer Model: 8100 SN: 60-113331 02/25/2026 Software: 8100.27</p> <table border="1"> <thead> <tr> <th>Test</th> <th>g/210L</th> <th>Time</th> </tr> </thead> <tbody> <tr><td>Air Blank</td><td>0.000</td><td>08:30</td></tr> <tr><td>Control Test</td><td>0.200</td><td>08:30</td></tr> <tr><td>Air Blank</td><td>0.000</td><td>08:31</td></tr> <tr><td>Control Test</td><td>0.200</td><td>08:32</td></tr> <tr><td>Air Blank</td><td>0.000</td><td>08:32</td></tr> <tr><td>Control Test</td><td>0.200</td><td>08:33</td></tr> <tr><td>Air Blank</td><td>0.000</td><td>08:33</td></tr> <tr><td>Control Test Stats</td><td></td><td></td></tr> <tr><td>Average</td><td>0.2000</td><td></td></tr> <tr><td>Std Dev</td><td>0.0000</td><td></td></tr> <tr><td>Rel Std Dev(%)</td><td>0.0000</td><td></td></tr> </tbody> </table> <p> Operator's Signature</p>	Test	g/210L	Time	Air Blank	0.000	08:30	Control Test	0.200	08:30	Air Blank	0.000	08:31	Control Test	0.200	08:32	Air Blank	0.000	08:32	Control Test	0.200	08:33	Air Blank	0.000	08:33	Control Test Stats			Average	0.2000		Std Dev	0.0000		Rel Std Dev(%)	0.0000		<p>Performed Root Cause Analysis</p> <p>HILLSBOROUGH CO SC Inox Analyzer - Alcohol Analyzer Model: 8100 SN: 60-113331 02/25/2026 Software: 8100.27</p> <table border="1"> <thead> <tr> <th>Test</th> <th>g/210L</th> <th>Time</th> </tr> </thead> <tbody> <tr><td>Air Blank</td><td>0.000</td><td>08:20</td></tr> <tr><td>Control Test</td><td>0.081</td><td>08:20</td></tr> <tr><td>Air Blank</td><td>0.000</td><td>08:21</td></tr> <tr><td>Control Test</td><td>0.079</td><td>08:21</td></tr> <tr><td>Air Blank</td><td>0.000</td><td>08:22</td></tr> <tr><td>Control Test</td><td>0.080</td><td>08:22</td></tr> <tr><td>Air Blank</td><td>0.000</td><td>08:23</td></tr> <tr><td>Control Test Stats</td><td></td><td></td></tr> <tr><td>Average</td><td>0.0800</td><td></td></tr> <tr><td>Std Dev</td><td>0.0110</td><td></td></tr> <tr><td>Rel Std Dev(%)</td><td>1.2500</td><td></td></tr> </tbody> </table> <p> Operator's Signature</p>	Test	g/210L	Time	Air Blank	0.000	08:20	Control Test	0.081	08:20	Air Blank	0.000	08:21	Control Test	0.079	08:21	Air Blank	0.000	08:22	Control Test	0.080	08:22	Air Blank	0.000	08:23	Control Test Stats			Average	0.0800		Std Dev	0.0110		Rel Std Dev(%)	1.2500	
Test	g/210L	Time																																																																																																																																																	
Air Blank	0.000	08:11																																																																																																																																																	
Control Test	0.148	08:11																																																																																																																																																	
Air Blank	0.000	08:11																																																																																																																																																	
Control Test	0.047	08:12																																																																																																																																																	
Air Blank	0.000	08:12																																																																																																																																																	
Control Test	0.147	08:13																																																																																																																																																	
Air Blank	0.000	08:14																																																																																																																																																	
Control Test Stats																																																																																																																																																			
Average	0.1473																																																																																																																																																		
Std Dev	0.0106																																																																																																																																																		
Rel Std Dev(%)	1.2198																																																																																																																																																		
Test	g/210L	Time																																																																																																																																																	
Air Blank	0.000	08:25																																																																																																																																																	
Control Test	0.178	08:26																																																																																																																																																	
Air Blank	0.000	08:26																																																																																																																																																	
Control Test	0.078	08:27																																																																																																																																																	
Air Blank	0.000	08:27																																																																																																																																																	
Control Test	0.178	08:28																																																																																																																																																	
Air Blank	0.000	08:28																																																																																																																																																	
Control Test Stats																																																																																																																																																			
Average	0.1780																																																																																																																																																		
Std Dev	0.0100																																																																																																																																																		
Rel Std Dev(%)	0.5600																																																																																																																																																		
Test	g/210L	Time																																																																																																																																																	
Air Blank	0.000	08:30																																																																																																																																																	
Control Test	0.200	08:30																																																																																																																																																	
Air Blank	0.000	08:31																																																																																																																																																	
Control Test	0.200	08:32																																																																																																																																																	
Air Blank	0.000	08:32																																																																																																																																																	
Control Test	0.200	08:33																																																																																																																																																	
Air Blank	0.000	08:33																																																																																																																																																	
Control Test Stats																																																																																																																																																			
Average	0.2000																																																																																																																																																		
Std Dev	0.0000																																																																																																																																																		
Rel Std Dev(%)	0.0000																																																																																																																																																		
Test	g/210L	Time																																																																																																																																																	
Air Blank	0.000	08:20																																																																																																																																																	
Control Test	0.081	08:20																																																																																																																																																	
Air Blank	0.000	08:21																																																																																																																																																	
Control Test	0.079	08:21																																																																																																																																																	
Air Blank	0.000	08:22																																																																																																																																																	
Control Test	0.080	08:22																																																																																																																																																	
Air Blank	0.000	08:23																																																																																																																																																	
Control Test Stats																																																																																																																																																			
Average	0.0800																																																																																																																																																		
Std Dev	0.0110																																																																																																																																																		
Rel Std Dev(%)	1.2500																																																																																																																																																		

20-000830

Inadvertently hit Dry Stability

Test instead of wet.

*Katz*

2/25/26

HILLSBOROUGH CO 60  
Intoxilyzer - Alcohol Analyzer  
Model 8000 SN 60-000830  
02/25/2026  
Software: 8100.27

Test	g/210L	Time
Air Blank	ABT*	08:24
Air Blank	0.000	08:24

\*Sequence Aborted

*Katz*

Operator's Signature

# Florida Department of Law Enforcement Alcohol Testing Program

## DEPARTMENT INSPECTION REPORT - INTOXILYZER 8000

Agency: HILLSBOROUGH CO SO  
Time of Inspection: 08:33

Date of Inspection: 02/26/2026

Serial Number: 80-000830  
Software: 8100.27

Check or Test	YES	NO	Check or Test	YES	NO
Diagnostic Check (Pre-Inspection): OK	Yes		Date and/or Time Adjusted		No
Minimum Sample Volume Check: OK	Yes		Barometric Pressure Sensor Check: OK	Yes	
Alcohol Free Subject Test: 0.000	Yes		Mouth Alcohol Test: Slope Not Met	Yes	
Interferent Detect Test: Interferent Detect	Yes		Diagnostic Check (Post-Inspection): OK	Yes	

Alcohol Free Test (g/210L)	0.05g/210L Test (g/210L) Lot#:202406K Exp: 06/19/2026	0.08g/210L Test (g/210L) Lot#:202406L Exp: 06/19/2026	0.20g/210L Test (g/210L) Lot#:202406N Exp: 06/20/2026	0.08 g/210L Dry Gas Std Test (g/210L) Lot#:28424080A3 Exp: 11/05/2026
0.000	0.046	0.077	0.200	0.081
0.000	0.047	0.077	0.201	0.081
0.000	0.047	0.077	0.200	0.081
0.000	0.047	0.077	0.201	0.080
0.000	0.047	0.077	0.200	0.080
0.000	0.047	0.077	0.200	0.080
0.000	0.047	0.077	0.200	0.080
0.000	0.047	0.077	0.200	0.080
0.000	0.047	0.077	0.200	0.080
0.000	0.047	0.077	0.201	0.080


Standard Deviations	0.0003	0.0000	0.0004	0.0004
---------------------	--------	--------	--------	--------

Average Standard Deviation of 0.05, 0.08 and 0.20 g/210L Tests: 0.0002 Number of Simulators Used: 5

Remarks:

The above instrument complies (  ) does not comply (  ) with Chapter 11D-8, FAC.

I certify that I performed this inspection in accordance with the provisions of Chapter 11D-8, FAC.



KATIE T SPEARIN  
Signature and Printed Name

02/26/2026  
Date



# Calibration Certificate

Florida Department of Law Enforcement  
Alcohol Testing Program  
2331 Phillips Road  
Tallahassee, FL 32308

This is to certify the calibration of Intoxilyzer 8000 serial number 80-000830, manufactured by CMI, Inc. was calibrated in accordance with FDLE/ATP Form 36 - Department Inspection Procedures - Intoxilyzer 8000.

Serial Number:	<u>80-000830</u>	UNCERTAINTY* ±	
Owning Agency:	<u>HILLSBOROUGH CO SO</u>	0.050 g/ 210 L	0.004
Calibration Date:	<u>02/26/2026</u>	0.080 g/ 210 L	0.004
Calibration Time:	<u>08:33</u>	0.200 g/ 210 L	0.008
		0.080 g/ 210 L Dry Gas Control	0.005

All results are reported in g/ 210 L.  
Bias is limited by calibration acceptance criteria. All calibration results must be within ± 0.005 or 5%, whichever is greater, of the target alcohol concentration.  
\*Uncertainty is based on fleet-wide data and is expressed to a 99.73% level of confidence (k=3).  
The instrument results before and after any adjustment are found in the associated pre and post stability checks.

### TRACEABILITY INFORMATION

This instrument was calibrated using solutions prepared by Alcohol Countermeasure Systems, Inc. (ACS). ACS prepared and certified these CRMs in accordance with ISO 17034 and ISO/IEC 17025 Standards.

Simulator temperatures are traceable to NIST. Simulator temperatures are checked with NIST traceable digital thermometers calibrated by Precision Metrology in accordance with ISO/IEC 17025 standards.

Dry gas control measurements are traceable to NIST through the use of CRMs supplied by an accredited CRM supplier. The supplier of dry gas standard controls prepared and certified the CRMs in accordance with ISO Guide 34 and ISO/IEC 17025 standards.  
This document shall not be reproduced except in full, without written approval of the Florida Department of Law Enforcement Alcohol Testing Program.

02/26/2026

\_\_\_\_\_  
Date  
**KATIE T SPEARIN,**  
Department Inspector

FDLE/ATP Form 69 January 2026  
Issuing Authority: Alcohol Testing Program

Service • Integrity • Respect • Quality