







INSTRUMENT PROCESSING SHEET

Agency Eglin Air Force BaseS/N 80-001155Florida Department of
Law EnforcementDate In 4/11/2025DI Completion Date 5/12/25 Ship P/U H/D CMI EE

Intake By <u>SP</u> Date <u>4/16/25</u> <input checked="" type="checkbox"/> Annual <input type="checkbox"/> Registration <input type="checkbox"/> Return from CMI / EE Visual Inspection: <input checked="" type="checkbox"/> Case <input type="checkbox"/> Handle <input checked="" type="checkbox"/> Keyboard <input type="checkbox"/> Dry Gas Shelf <input checked="" type="checkbox"/> Feet <input type="checkbox"/> Breath Tube <input checked="" type="checkbox"/> Ports <input type="checkbox"/> Screws Tight Other Equipment/ Accessories: <input type="checkbox"/> Power cord <input type="checkbox"/> Printer Cable <input type="checkbox"/> Static Bag <input type="checkbox"/> 12V DC Cable Notes: <u>Instrument dropped off w/box.</u> <u>Agency requests instrument be</u> <u>shipped when completed. SP</u>	Quality Checks By <u>SLH</u> Date <u>4/25/2025*</u> <input checked="" type="checkbox"/> Breath Tube Screen <input checked="" type="checkbox"/> Replace External O-Rings <input checked="" type="checkbox"/> Instrument Set Up Verified <input checked="" type="checkbox"/> R-Value <u>212</u> <input checked="" type="checkbox"/> Flow Verification (L/s) Flow Column # <u>ATP 105</u> 32 mm <u>0.148</u> (.139 - .169) 36 mm <u>0.164</u> (.156 - .190) 53 mm <u>0.230</u> (.228 - .278) 103 mm <u>0.503</u> (.447 - .547) <input checked="" type="checkbox"/> Barometric Pressure Check Gauge ID # <u>28427</u> <input checked="" type="checkbox"/> Stability Checks	Flow Calibration By _____ Date _____ Flow Column # _____ <input type="checkbox"/> 5L/min – 17mm <input type="checkbox"/> 15L/min – 53mm <input type="checkbox"/> 30L/min – 103mm <input type="checkbox"/> R-Value _____ <input type="checkbox"/> Post Calibration Verification (L/s) Flow Column # _____ 32 mm _____ (.139 - .169) 36 mm _____ (.156 - .190) 53 mm _____ (.228 - .278) 103 mm _____ (.447 - .547)																																																											
	<table border="1" style="width:100%; border-collapse: collapse;"> <thead> <tr> <th>Simulator</th> <th>Serial #</th> <th>Lot #/Exp</th> </tr> </thead> <tbody> <tr> <td>0.050</td> <td>MP6291</td> <td>202406K 06/19/2026</td> </tr> <tr> <td>0.080</td> <td>MP6292</td> <td>202406L 06/19/2026</td> </tr> <tr> <td>0.200</td> <td>MP6293</td> <td>202406N 06/20/2026</td> </tr> <tr> <td>0.080 DGS</td> <td>N/A</td> <td>AG429602 10/22/2026</td> </tr> </tbody> </table>	Simulator	Serial #	Lot #/Exp	0.050	MP6291	202406K 06/19/2026	0.080	MP6292	202406L 06/19/2026	0.200	MP6293	202406N 06/20/2026	0.080 DGS	N/A	AG429602 10/22/2026	Maintenance By <u>SP</u> Date <u>4/21/25</u> <input checked="" type="checkbox"/> Battery Replacement <input type="checkbox"/> Dry Gas Regulator Replacement <input type="checkbox"/> Breath Tube Replacement <input type="checkbox"/> Other _____																																												
Simulator	Serial #	Lot #/Exp																																																											
0.050	MP6291	202406K 06/19/2026																																																											
0.080	MP6292	202406L 06/19/2026																																																											
0.200	MP6293	202406N 06/20/2026																																																											
0.080 DGS	N/A	AG429602 10/22/2026																																																											
Calibration Adjustment By _____ Barometric Pressure Gauge _____ ID # _____ <table border="1" style="width:100%; border-collapse: collapse;"> <thead> <tr> <th>Simulator</th> <th>Serial #</th> <th>Lot #</th> <th>Expiration</th> </tr> </thead> <tbody> <tr> <td>0.000</td> <td></td> <td>N/A</td> <td>N/A</td> </tr> <tr> <td>0.040</td> <td></td> <td></td> <td></td> </tr> <tr> <td>0.100</td> <td></td> <td></td> <td></td> </tr> <tr> <td>0.200</td> <td></td> <td></td> <td></td> </tr> <tr> <td>0.300</td> <td></td> <td></td> <td></td> </tr> <tr> <td>0.080 DGS</td> <td>N/A</td> <td></td> <td></td> </tr> </tbody> </table> <input type="checkbox"/> Post Calibration Adjustment Stability Checks <table border="1" style="width:100%; border-collapse: collapse;"> <thead> <tr> <th>Simulator</th> <th>Serial #</th> <th>Lot #</th> <th>Expiration</th> </tr> </thead> <tbody> <tr> <td>0.050</td> <td></td> <td></td> <td></td> </tr> <tr> <td>0.080</td> <td></td> <td></td> <td></td> </tr> <tr> <td>0.200</td> <td></td> <td></td> <td></td> </tr> <tr> <td>0.080 DGS</td> <td>N/A</td> <td></td> <td></td> </tr> </tbody> </table>	Simulator	Serial #	Lot #	Expiration	0.000		N/A	N/A	0.040				0.100				0.200				0.300				0.080 DGS	N/A			Simulator	Serial #	Lot #	Expiration	0.050				0.080				0.200				0.080 DGS	N/A			Department Inspection By <u>SP</u> Barometric Pressure ID# <u>28427</u> Gauge <u>1010</u> Instrument <u>1012</u> Mouth Alcohol Solution Lot # <u>2024-A</u> Acetone Stock Solution Lot # <u>2024-B</u> <table border="1" style="width:100%; border-collapse: collapse;"> <thead> <tr> <th>Simulator</th> <th>Serial Number</th> </tr> </thead> <tbody> <tr> <td>0.000</td> <td>MP6289</td> </tr> <tr> <td>Interferent</td> <td>MP6290</td> </tr> <tr> <td>0.050</td> <td>MP6291</td> </tr> <tr> <td>0.080</td> <td>MP6292</td> </tr> <tr> <td>0.200</td> <td>MP6293</td> </tr> </tbody> </table>	Simulator	Serial Number	0.000	MP6289	Interferent	MP6290	0.050	MP6291	0.080	MP6292	0.200	MP6293
Simulator	Serial #	Lot #	Expiration																																																										
0.000		N/A	N/A																																																										
0.040																																																													
0.100																																																													
0.200																																																													
0.300																																																													
0.080 DGS	N/A																																																												
Simulator	Serial #	Lot #	Expiration																																																										
0.050																																																													
0.080																																																													
0.200																																																													
0.080 DGS	N/A																																																												
Simulator	Serial Number																																																												
0.000	MP6289																																																												
Interferent	MP6290																																																												
0.050	MP6291																																																												
0.080	MP6292																																																												
0.200	MP6293																																																												
Notes/Suggested Service: _____ <u>*First 3 Quality Checks performed 4/18/2025. SLH</u> <u>4/25/2025</u> <u>The 0.080 wet stability check on 4/25/25 was repeated</u> <u>a total of 3 times due to printing error only.SLH 4/30/25</u> <u>Tech Review: Added compliance note to Form 40. SP 5/20/25</u>	<input checked="" type="checkbox"/> Instrument Complies with Chapter 11D-8, FAC <input type="checkbox"/> Instrument Does Not Comply with Chapter 11D-8, FAC <input checked="" type="checkbox"/> Return to/Place into Evidentiary Use <input type="checkbox"/> Remain Out of Evidentiary Use <input checked="" type="checkbox"/> Conduct an Agency Inspection Before Evidentiary Use																																																												
	<table style="width:100%;"> <tr> <td style="width:50%;"> Taylor Gutschow <small>Digitally signed by Taylor Gutschow Date: 2025.05.20 14:49:47 -0400</small> </td> <td style="width:50%;"> Phil Nicodemo <small>Digitally signed by Phil Nicodemo Date: 2025.05.23 13:38:22 -0400</small> </td> </tr> <tr> <td>Tech Review / Date</td> <td>Admin Review / Date</td> </tr> </table>	Taylor Gutschow <small>Digitally signed by Taylor Gutschow Date: 2025.05.20 14:49:47 -0400</small>	Phil Nicodemo <small>Digitally signed by Phil Nicodemo Date: 2025.05.23 13:38:22 -0400</small>	Tech Review / Date	Admin Review / Date																																																								
Taylor Gutschow <small>Digitally signed by Taylor Gutschow Date: 2025.05.20 14:49:47 -0400</small>	Phil Nicodemo <small>Digitally signed by Phil Nicodemo Date: 2025.05.23 13:38:22 -0400</small>																																																												
Tech Review / Date	Admin Review / Date																																																												

Stability Checks

S/N: 80-001155

0.05g/210L	0.08g/210L	0.20g/210L	DGS 0.08g/210L																																																																																																																																				
<p>0.047 to 0.053 g/210L ✓</p> <p>Performed Root Case Analysis</p> <p>EGLIN AFB Intoxilyzer - Alcohol Analyzer Model: 8000 SN 80-001155 04/25/2025 Software: 8100.27</p> <p>Test g/210L Time</p> <table border="0"> <tr><td>Air Blank</td><td>0.000</td><td>15:05</td></tr> <tr><td>Control Test</td><td>0.051</td><td>15:06</td></tr> <tr><td>Air Blank</td><td>0.000</td><td>15:06</td></tr> <tr><td>Control Test</td><td>0.050</td><td>15:07</td></tr> <tr><td>Air Blank</td><td>0.000</td><td>15:08</td></tr> <tr><td>Control Test</td><td>0.049</td><td>15:08</td></tr> <tr><td>Air Blank</td><td>0.000</td><td>15:09</td></tr> <tr><td>Control Test Stats</td><td></td><td></td></tr> <tr><td>Average</td><td>0.0500</td><td></td></tr> <tr><td>Std Dev</td><td>0.0010</td><td></td></tr> <tr><td>Rel Std Dev(%)</td><td>2.0000</td><td></td></tr> </table>	Air Blank	0.000	15:05	Control Test	0.051	15:06	Air Blank	0.000	15:06	Control Test	0.050	15:07	Air Blank	0.000	15:08	Control Test	0.049	15:08	Air Blank	0.000	15:09	Control Test Stats			Average	0.0500		Std Dev	0.0010		Rel Std Dev(%)	2.0000		<p>0.077 to 0.083 g/210L ✓</p> <p>Performed Root Case Analysis</p> <p>EGLIN AFB Intoxilyzer - Alcohol Analyzer Model: 8000 SN 80-001155 04/25/2025 Software: 8100.27</p> <p>Test g/210L Time</p> <table border="0"> <tr><td>Air Blank</td><td>0.000</td><td>14:56</td></tr> <tr><td>Control Test</td><td>0.080</td><td>14:56</td></tr> <tr><td>Air Blank</td><td>0.000</td><td>14:57</td></tr> <tr><td>Control Test</td><td>0.079</td><td>14:58</td></tr> <tr><td>Air Blank</td><td>0.000</td><td>14:58</td></tr> <tr><td>Control Test</td><td>0.080</td><td>14:59</td></tr> <tr><td>Air Blank</td><td>0.000</td><td>15:00</td></tr> <tr><td>Control Test Stats</td><td></td><td></td></tr> <tr><td>Average</td><td>0.0797</td><td></td></tr> <tr><td>Std Dev</td><td>0.0006</td><td></td></tr> <tr><td>Rel Std Dev(%)</td><td>0.7247</td><td></td></tr> </table>	Air Blank	0.000	14:56	Control Test	0.080	14:56	Air Blank	0.000	14:57	Control Test	0.079	14:58	Air Blank	0.000	14:58	Control Test	0.080	14:59	Air Blank	0.000	15:00	Control Test Stats			Average	0.0797		Std Dev	0.0006		Rel Std Dev(%)	0.7247		<p>0.194 to 0.206 g/210L ✓</p> <p>Performed Root Case Analysis</p> <p>EGLIN AFB Intoxilyzer - Alcohol Analyzer Model: 8000 SN 80-001155 04/25/2025 Software: 8100.27</p> <p>Test g/210L Time</p> <table border="0"> <tr><td>Air Blank</td><td>0.000</td><td>15:10</td></tr> <tr><td>Control Test</td><td>0.202</td><td>15:11</td></tr> <tr><td>Air Blank</td><td>0.000</td><td>15:11</td></tr> <tr><td>Control Test</td><td>0.201</td><td>15:12</td></tr> <tr><td>Air Blank</td><td>0.000</td><td>15:12</td></tr> <tr><td>Control Test</td><td>0.201</td><td>15:13</td></tr> <tr><td>Air Blank</td><td>0.000</td><td>15:14</td></tr> <tr><td>Control Test Stats</td><td></td><td></td></tr> <tr><td>Average</td><td>0.2013</td><td></td></tr> <tr><td>Std Dev</td><td>0.0006</td><td></td></tr> <tr><td>Rel Std Dev(%)</td><td>0.2868</td><td></td></tr> </table>	Air Blank	0.000	15:10	Control Test	0.202	15:11	Air Blank	0.000	15:11	Control Test	0.201	15:12	Air Blank	0.000	15:12	Control Test	0.201	15:13	Air Blank	0.000	15:14	Control Test Stats			Average	0.2013		Std Dev	0.0006		Rel Std Dev(%)	0.2868		<p>0.077 to 0.083 g/210L ✓</p> <p>5/21/25 Performed Root Case Analysis</p> <p>EGLIN AFB Intoxilyzer - Alcohol Analyzer Model: 8000 SN 80-001155 04/25/2025 Software: 8100.27</p> <p>Test g/210L Time</p> <table border="0"> <tr><td>Air Blank</td><td>0.000</td><td>15:16</td></tr> <tr><td>Control Test</td><td>0.081</td><td>15:16</td></tr> <tr><td>Air Blank</td><td>0.000</td><td>15:17</td></tr> <tr><td>Control Test</td><td>0.081</td><td>15:17</td></tr> <tr><td>Air Blank</td><td>0.000</td><td>15:18</td></tr> <tr><td>Control Test</td><td>0.080</td><td>15:18</td></tr> <tr><td>Air Blank</td><td>0.000</td><td>15:18</td></tr> <tr><td>Control Test Stats</td><td></td><td></td></tr> <tr><td>Average</td><td>0.0807</td><td></td></tr> <tr><td>Std Dev</td><td>0.0006</td><td></td></tr> <tr><td>Rel Std Dev(%)</td><td>0.7157</td><td></td></tr> </table>	Air Blank	0.000	15:16	Control Test	0.081	15:16	Air Blank	0.000	15:17	Control Test	0.081	15:17	Air Blank	0.000	15:18	Control Test	0.080	15:18	Air Blank	0.000	15:18	Control Test Stats			Average	0.0807		Std Dev	0.0006		Rel Std Dev(%)	0.7157	
Air Blank	0.000	15:05																																																																																																																																					
Control Test	0.051	15:06																																																																																																																																					
Air Blank	0.000	15:06																																																																																																																																					
Control Test	0.050	15:07																																																																																																																																					
Air Blank	0.000	15:08																																																																																																																																					
Control Test	0.049	15:08																																																																																																																																					
Air Blank	0.000	15:09																																																																																																																																					
Control Test Stats																																																																																																																																							
Average	0.0500																																																																																																																																						
Std Dev	0.0010																																																																																																																																						
Rel Std Dev(%)	2.0000																																																																																																																																						
Air Blank	0.000	14:56																																																																																																																																					
Control Test	0.080	14:56																																																																																																																																					
Air Blank	0.000	14:57																																																																																																																																					
Control Test	0.079	14:58																																																																																																																																					
Air Blank	0.000	14:58																																																																																																																																					
Control Test	0.080	14:59																																																																																																																																					
Air Blank	0.000	15:00																																																																																																																																					
Control Test Stats																																																																																																																																							
Average	0.0797																																																																																																																																						
Std Dev	0.0006																																																																																																																																						
Rel Std Dev(%)	0.7247																																																																																																																																						
Air Blank	0.000	15:10																																																																																																																																					
Control Test	0.202	15:11																																																																																																																																					
Air Blank	0.000	15:11																																																																																																																																					
Control Test	0.201	15:12																																																																																																																																					
Air Blank	0.000	15:12																																																																																																																																					
Control Test	0.201	15:13																																																																																																																																					
Air Blank	0.000	15:14																																																																																																																																					
Control Test Stats																																																																																																																																							
Average	0.2013																																																																																																																																						
Std Dev	0.0006																																																																																																																																						
Rel Std Dev(%)	0.2868																																																																																																																																						
Air Blank	0.000	15:16																																																																																																																																					
Control Test	0.081	15:16																																																																																																																																					
Air Blank	0.000	15:17																																																																																																																																					
Control Test	0.081	15:17																																																																																																																																					
Air Blank	0.000	15:18																																																																																																																																					
Control Test	0.080	15:18																																																																																																																																					
Air Blank	0.000	15:18																																																																																																																																					
Control Test Stats																																																																																																																																							
Average	0.0807																																																																																																																																						
Std Dev	0.0006																																																																																																																																						
Rel Std Dev(%)	0.7157																																																																																																																																						
<p>DGS</p>	<p>EGLIN AFB Intoxilyzer - Alcohol Analyzer Model: 8000 SN 80-001155 04/25/2025 Software: 8100.27</p>	<p>EGLIN AFB Intoxilyzer - Alcohol Analyzer Model: 8000 SN 80-001155 04/25/2025 Software: 8100.27</p>	<p>EGLIN AFB Intoxilyzer - Alcohol Analyzer Model: 8000 SN 80-001155 04/25/2025 Software: 8100.27</p>																																																																																																																																				
 <p>Operator's Signature</p>	 <p>Operator's Signature</p>	 <p>Operator's Signature</p>	 <p>Operator's Signature</p>																																																																																																																																				

Florida Department of Law Enforcement Alcohol Testing Program

DEPARTMENT INSPECTION REPORT - INTOXILYZER 8000

Agency: EGLIN AFB
Time of Inspection: 11:31

Date of Inspection: 05/12/2025

Serial Number: 80-001155
Software: 8100.27

Check or Test	YES	NO	Check or Test	YES	NO
Diagnostic Check (Pre-Inspection): OK	Yes		Date and/or Time Adjusted		No
Minimum Sample Volume Check: OK	Yes		Barometric Pressure Sensor Check: OK	Yes	
Alcohol Free Subject Test: 0.000	Yes		Mouth Alcohol Test: Slope Not Met	Yes	
Interferent Detect Test: Interferent Detect	Yes		Diagnostic Check (Post-Inspection): OK	Yes	

Alcohol Free Test (g/210L)	0.05g/210L Test (g/210L) Lot#:202406K Exp: 06/19/2026	0.08g/210L Test (g/210L) Lot#:202406L Exp: 06/19/2026	0.20g/210L Test (g/210L) Lot#:202406N Exp: 06/20/2026	0.08 g/210L Dry Gas Std Test (g/210L) Lot#:AG429602 Exp: 10/22/2026
0.000	0.037 / 0.050	0.079	0.202	0.080
0.000	0.037 / 0.050	0.079	0.202	0.080
0.000	0.038 / 0.050	0.080	0.202	0.079
0.000	0.040 / 0.050	0.079	0.203	0.079
0.000	0.038 / 0.050	0.078	0.202	0.080
0.000	0.040 / 0.050	0.079	0.203	0.080
0.000	0.041 / 0.050	0.080	0.203	0.079
0.000	0.041 / 0.050	0.079	0.203	0.079
0.000	0.042 / 0.051	0.079	0.202	0.079
0.000	0.050 / 0.050	0.080	0.203	0.079

Standard Deviations	0.0038 / 0.0003	0.0006	0.0005	0.0005
---------------------	-----------------	--------	--------	--------

Average Standard Deviation of 0.05, 0.08 and 0.20 g/210L Tests: 0.0004 Number of Simulators Used: 5

Remarks:

05: Control Outside Tolerance- SIM JAR LOOSE.

The above instrument complies () does not comply () with Chapter 11D-8, FAC.

I certify that I performed this inspection in accordance with the provisions of Chapter 11D-8, FAC.

Shayla Platt

SHAYLA D PLATT

Signature and Printed Name

05/12/2025
Date

Florida Department of Law Enforcement Alcohol Testing Program

AGENCY INSPECTION REPORT - INTOXILYZER 8000

Agency: EGLIN AFB
Time of Inspection: 08:43

Date of Inspection: 05/12/2025

Serial Number: 80-001155
Software: 8100.27

Check or Test	YES	NO
Date and/or Time Adjusted		No
Diagnostic Check (Pre-Inspection): OK		No
Alcohol Free Subject Test: 0.000		No
Mouth Alcohol Test: Slope Not Met		No
Interferent Detect Test: Interferent Detect		No
Diagnostic Check (Post-Inspection): OK		No

Alcohol Free Test (g/210L)	0.05g/210L Test (g/210L) Lot#: _____ Exp: _____	0.08g/210L Test (g/210L) Lot#: _____ Exp: _____	0.20g/210L Test (g/210L) Lot#: _____ Exp: _____	0.08 g/210L Dry Gas Std Test (g/210L) Lot#: _____ Exp: _____

Number of Simulators Used: _____

Remarks:
BYPASSED AI TO OPERATE

N/A Compliance not determined. SP 5/20/25

The above instrument complies (X-) does not comply () with Chapter 11D-8, FAC.

I certify that I hold a valid Florida Department of Law Enforcement Agency Inspector Permit and that I performed this inspection in accordance with the provisions of Chapter 11D-8, FAC.

Shayla Platt

SHAYLA D PLATT

Signature and Printed Name

05/12/2025
Date



Calibration Certificate

Florida Department of Law Enforcement
Alcohol Testing Program
2331 Phillips Road
Tallahassee, FL 32308

This is to certify the calibration of Intoxilyzer 8000 serial number 80-001155, manufactured by CMI, Inc. was calibrated in accordance with FDLE/ATP Form 36 - Department Inspection Procedures - Intoxilyzer 8000.

Serial Number:	<u>80-001155</u>	UNCERTAINTY* \pm	
Owning Agency:	<u>EGLIN AFB</u>	0.050 g/ 210 L	0.004
Calibration Date:	<u>05/12/2025</u>	0.080 g/ 210 L	0.004
Calibration Time:	<u>11:31</u>	0.200 g/ 210 L	0.007
		0.080 g/ 210 L Dry Gas Control	0.005

All results are reported in g/ 210 L.

Bias is limited by calibration acceptance criteria. All calibration results must be within ± 0.005 or 5%, whichever is greater, of the target alcohol concentration.

*Uncertainty is based on fleet-wide data and is expressed to a 99.73% level of confidence (k=3).

The instrument results before and after any adjustment are found in the associated pre and post stability checks.

TRACEABILITY INFORMATION

This instrument was calibrated using solutions prepared by Alcohol Countermeasure Systems, Inc. (ACS). ACS prepared and certified these CRMs in accordance with ISO 17034 and ISO/ IEC 17025 Standards.

Simulator temperatures are traceable to NIST. Simulator temperatures are checked with NIST traceable digital thermometers calibrated by Precision Metrology in accordance with ISO/ IEC 17025 standards.

Dry gas control measurements are traceable to NIST through the use of CRMs supplied by an accredited CRM supplier. The supplier of dry gas standard controls prepared and certified the CRMs in accordance with ISO Guide 34 and ISO/ IEC 17025 standards. **Shayla Platt** Digitally signed by Shayla Platt Date: 2025.05.15 21:00:31 -04'00'

05/12/2025 Date
SHAYLA D PLATT,
Department Inspector

FDLE/ATP Form 69 October 2024

Issuing Authority: Alcohol Testing Program

Service • Integrity • Respect • Quality