

Alcohol Testing Program - Instrument Processing Sheet

Agency: SARASOTA COUNTY SO Instrument Serial Number: 80-001347
 Date In: 1/30/2026 DI Completion Date: 2/5/2026 Ship P/U H/D CMI EE

Intake By: <u>WKP</u> Date: <u>1/30/2026</u>	Quality Checks By: <u>KTS</u> Date: <u>2/4/2026</u>	Flow Adjustment By: _____																																
<input checked="" type="checkbox"/> Annual <input checked="" type="checkbox"/> Dropped Off <input type="checkbox"/> Registration <input type="checkbox"/> Return from CMI / EE <input type="checkbox"/> Training Instrument Visual Inspection <input checked="" type="checkbox"/> Case <input checked="" type="checkbox"/> Handle <input checked="" type="checkbox"/> Keyboard <input checked="" type="checkbox"/> Dry Gas Shelf <input checked="" type="checkbox"/> Feet <input checked="" type="checkbox"/> Breath Tube <input checked="" type="checkbox"/> Ports <input checked="" type="checkbox"/> Screws Tight Other Equipment/Accessories <input type="checkbox"/> Power Cord <input type="checkbox"/> Printer Cable <input type="checkbox"/> Static Bag <input type="checkbox"/> 12V DC Cable Notes:	<input checked="" type="checkbox"/> Breath Tube Screen <input checked="" type="checkbox"/> Replace External O-Rings <input checked="" type="checkbox"/> Instrument Set Up Verified <input checked="" type="checkbox"/> R-Value: <u>258</u> <input checked="" type="checkbox"/> Flow Verification (L/s) Flow Column #: <u>ATP103</u> 32 mm <u>0.148</u> (.139-.169) 36 mm <u>0.167</u> (.156-.190) 53 mm <u>0.234</u> (.228-.278) 103 mm <u>0.488</u> (.447-.547) <input checked="" type="checkbox"/> Barometric Pressure Check Gauge ID #: <u>28421</u> Gauge: <u>1019</u> Instrument: <u>1019</u> <input checked="" type="checkbox"/> Stability Checks	Flow Column #: _____ <input type="checkbox"/> 5L/min – 17mm <input type="checkbox"/> 15L/min – 53mm <input type="checkbox"/> 30L/min – 103mm <input type="checkbox"/> R-Value: _____ <input type="checkbox"/> Post Adjustment Verification (L/S) Flow Column #: _____ 32 mm _____ (.139-.169) 36 mm _____ (.156-.190) 53 mm _____ (.228-.278) 103 mm _____ (.447-.547)																																
	<table border="1" style="width:100%; border-collapse: collapse;"> <thead> <tr> <th>Simulator</th> <th>Serial #</th> <th>Lot#/Exp</th> </tr> </thead> <tbody> <tr> <td>0.050</td> <td>MP6291</td> <td>202406K 6/19/2026</td> </tr> <tr> <td>0.080</td> <td>MP6292</td> <td>202406L 6/19/2026</td> </tr> <tr> <td>0.200</td> <td>MP6293</td> <td>202406N 6/20/2026</td> </tr> <tr> <td>0.080 DGS</td> <td>N/A</td> <td>AG510701 4/17/2027</td> </tr> </tbody> </table>	Simulator	Serial #	Lot#/Exp	0.050	MP6291	202406K 6/19/2026	0.080	MP6292	202406L 6/19/2026	0.200	MP6293	202406N 6/20/2026	0.080 DGS	N/A	AG510701 4/17/2027	Maintenance By: _____ Date: _____ <input type="checkbox"/> Battery Replacement <input type="checkbox"/> Dry Gas Regulator Replacement <input type="checkbox"/> Tank Sensor Tare <input type="checkbox"/> Breath Tube Replacement <input type="checkbox"/> Other:																	
Simulator	Serial #	Lot#/Exp																																
0.050	MP6291	202406K 6/19/2026																																
0.080	MP6292	202406L 6/19/2026																																
0.200	MP6293	202406N 6/20/2026																																
0.080 DGS	N/A	AG510701 4/17/2027																																
Optical Bench Adjustment By: _____	Department Inspection By: <u>KTS</u>																																	
Barometric Pressure Gauge: _____ ID#: _____	Barometric Pressure ID#: <u>28421</u>																																	
<table border="1" style="width:100%; border-collapse: collapse;"> <thead> <tr> <th>Simulator</th> <th>Serial #</th> <th>Lot #</th> <th>Expiration</th> </tr> </thead> <tbody> <tr> <td>0.000</td> <td></td> <td>N/A</td> <td>N/A</td> </tr> <tr> <td>0.040</td> <td></td> <td></td> <td></td> </tr> <tr> <td>0.100</td> <td></td> <td></td> <td></td> </tr> <tr> <td>0.200</td> <td></td> <td></td> <td></td> </tr> <tr> <td>0.300</td> <td></td> <td></td> <td></td> </tr> <tr> <td>0.080 DGS</td> <td>N/A</td> <td></td> <td></td> </tr> </tbody> </table>	Simulator	Serial #	Lot #	Expiration	0.000		N/A	N/A	0.040				0.100				0.200				0.300				0.080 DGS	N/A			Gauge: <u>1016</u> Instrument: <u>1016</u> Mouth Alcohol Solution Lot #: <u>2025-D</u> Exp: <u>9/25/2027</u> Acetone Stock Solution Lot #: <u>2025-B</u> Exp: <u>9/22/2027</u>					
Simulator	Serial #	Lot #	Expiration																															
0.000		N/A	N/A																															
0.040																																		
0.100																																		
0.200																																		
0.300																																		
0.080 DGS	N/A																																	
<table border="1" style="width:100%; border-collapse: collapse;"> <thead> <tr> <th>Simulator</th> <th>Serial #</th> <th>Lot #</th> <th>Expiration</th> </tr> </thead> <tbody> <tr> <td>0.050</td> <td></td> <td></td> <td></td> </tr> <tr> <td>0.080</td> <td></td> <td></td> <td></td> </tr> <tr> <td>0.200</td> <td></td> <td></td> <td></td> </tr> <tr> <td>0.080 DGS</td> <td>N/A</td> <td></td> <td></td> </tr> </tbody> </table>	Simulator	Serial #	Lot #	Expiration	0.050				0.080				0.200				0.080 DGS	N/A			<table border="1" style="width:100%; border-collapse: collapse;"> <thead> <tr> <th>Simulator</th> <th>Serial Number</th> </tr> </thead> <tbody> <tr> <td>0.000</td> <td>MP5086</td> </tr> <tr> <td>Interferent</td> <td>MP5087</td> </tr> <tr> <td>0.050</td> <td>MP5088</td> </tr> <tr> <td>0.080</td> <td>MP5089</td> </tr> <tr> <td>0.200</td> <td>MP5090</td> </tr> </tbody> </table>	Simulator	Serial Number	0.000	MP5086	Interferent	MP5087	0.050	MP5088	0.080	MP5089	0.200	MP5090	
Simulator	Serial #	Lot #	Expiration																															
0.050																																		
0.080																																		
0.200																																		
0.080 DGS	N/A																																	
Simulator	Serial Number																																	
0.000	MP5086																																	
Interferent	MP5087																																	
0.050	MP5088																																	
0.080	MP5089																																	
0.200	MP5090																																	
<input type="checkbox"/> Post Optical Bench Adjustment Stability Checks	Attachments																																	
<table border="1" style="width:100%; border-collapse: collapse;"> <thead> <tr> <th>Simulator</th> <th>Serial #</th> <th>Lot #</th> <th>Expiration</th> </tr> </thead> <tbody> <tr> <td>0.050</td> <td></td> <td></td> <td></td> </tr> <tr> <td>0.080</td> <td></td> <td></td> <td></td> </tr> <tr> <td>0.200</td> <td></td> <td></td> <td></td> </tr> <tr> <td>0.080 DGS</td> <td>N/A</td> <td></td> <td></td> </tr> </tbody> </table>	Simulator	Serial #	Lot #	Expiration	0.050				0.080				0.200				0.080 DGS	N/A			<input checked="" type="checkbox"/> Form 41 <input checked="" type="checkbox"/> Stability Checks <input checked="" type="checkbox"/> Calibration Certificate <input type="checkbox"/> Optical Bench Adjustment	<input type="checkbox"/> Post-Stability Checks <input type="checkbox"/> Flow Adjustment <input type="checkbox"/> Form 40 <input type="checkbox"/> Other:												
Simulator	Serial #	Lot #	Expiration																															
0.050																																		
0.080																																		
0.200																																		
0.080 DGS	N/A																																	
Gauge ID #: _____ Gauge: _____ Instrument: _____																																		
Notes/Suggested Service: Reprinted Form 41 due to printer issues. KTS 2/5/26	<input checked="" type="checkbox"/> Instrument Complies with Chapter 11D-8, FAC <input type="checkbox"/> Instrument Does Not Comply with Chapter 11D-8, FAC <input checked="" type="checkbox"/> Return to/Place into Evidentiary Use <input type="checkbox"/> Remain Out of Evidentiary Use <input checked="" type="checkbox"/> Conduct an Agency Inspection Before Evidentiary Use																																	
	Taylor Gutschow <small>Digitally signed by Taylor Gutschow Date: 2026.02.10 09:35:15 -05'00'</small>	Wen-Chi Pierson <small>Digitally signed by Wen-Chi Pierson Date: 2026.02.10 10:06:09 -05'00'</small>																																
	Tech Review	Admin Review																																

Stability Checks

0.050 g/210L 0.047 to 0.053 g/210L	0.080 g/210L 0.077 to 0.083 g/210L	0.200 g/210L 0.194 to 0.206 g/210L	DGS 0.080 g/210L 0.077 to 0.083 g/210L 50.003 g/210L of Wet																																																																																																																																																
<p>SARASOTA COUNTY SO Intoxilyzer - Alcohol Analyzer Model: 8000 SN 80-001347 02/04/2026 Software: 8100.27</p>	<p>SARASOTA COUNTY SO Intoxilyzer - Alcohol Analyzer Model: 8000 SN 80-001347 02/04/2026 Software: 8100.27</p>	<p>SARASOTA COUNTY SO Intoxilyzer - Alcohol Analyzer Model: 8000 SN 80-001347 02/04/2026 Software: 8100.27</p>	<p>SARASOTA COUNTY SO Intoxilyzer - Alcohol Analyzer Model: 8000 SN 80-001347 02/04/2026 Software: 8100.27</p>																																																																																																																																																
<table border="1"> <thead> <tr> <th>Test</th> <th>g/210L</th> <th>Time</th> </tr> </thead> <tbody> <tr><td>Air Blank</td><td>0.000</td><td>09:24</td></tr> <tr><td>Control Test</td><td>0.048</td><td>09:25</td></tr> <tr><td>Air Blank</td><td>0.000</td><td>09:25</td></tr> <tr><td>Control Test</td><td>0.048</td><td>09:26</td></tr> <tr><td>Air Blank</td><td>0.000</td><td>09:26</td></tr> <tr><td>Control Test</td><td>0.049</td><td>09:27</td></tr> <tr><td>Air Blank</td><td>0.000</td><td>09:28</td></tr> <tr><td>Control Test Stats</td><td></td><td></td></tr> <tr><td>Average</td><td>0.0483</td><td></td></tr> <tr><td>Std Dev</td><td>0.0006</td><td></td></tr> <tr><td>Rel. Std Dev(%)</td><td>1.1945</td><td></td></tr> </tbody> </table>	Test	g/210L	Time	Air Blank	0.000	09:24	Control Test	0.048	09:25	Air Blank	0.000	09:25	Control Test	0.048	09:26	Air Blank	0.000	09:26	Control Test	0.049	09:27	Air Blank	0.000	09:28	Control Test Stats			Average	0.0483		Std Dev	0.0006		Rel. Std Dev(%)	1.1945		<table border="1"> <thead> <tr> <th>Test</th> <th>g/210L</th> <th>Time</th> </tr> </thead> <tbody> <tr><td>Air Blank</td><td>0.000</td><td>09:08</td></tr> <tr><td>Control Test</td><td>0.081</td><td>09:09</td></tr> <tr><td>Air Blank</td><td>0.000</td><td>09:10</td></tr> <tr><td>Control Test</td><td>0.078</td><td>09:10</td></tr> <tr><td>Air Blank</td><td>0.000</td><td>09:11</td></tr> <tr><td>Control Test</td><td>0.079</td><td>09:11</td></tr> <tr><td>Air Blank</td><td>0.000</td><td>09:12</td></tr> <tr><td>Control Test Stats</td><td></td><td></td></tr> <tr><td>Average</td><td>0.0793</td><td></td></tr> <tr><td>Std Dev</td><td>0.0015</td><td></td></tr> <tr><td>Rel. Std Dev(%)</td><td>1.9255</td><td></td></tr> </tbody> </table>	Test	g/210L	Time	Air Blank	0.000	09:08	Control Test	0.081	09:09	Air Blank	0.000	09:10	Control Test	0.078	09:10	Air Blank	0.000	09:11	Control Test	0.079	09:11	Air Blank	0.000	09:12	Control Test Stats			Average	0.0793		Std Dev	0.0015		Rel. Std Dev(%)	1.9255		<table border="1"> <thead> <tr> <th>Test</th> <th>g/210L</th> <th>Time</th> </tr> </thead> <tbody> <tr><td>Air Blank</td><td>0.000</td><td>09:14</td></tr> <tr><td>Control Test</td><td>0.198</td><td>09:14</td></tr> <tr><td>Air Blank</td><td>0.000</td><td>09:15</td></tr> <tr><td>Control Test</td><td>0.199</td><td>09:16</td></tr> <tr><td>Air Blank</td><td>0.000</td><td>09:16</td></tr> <tr><td>Control Test</td><td>0.198</td><td>09:17</td></tr> <tr><td>Air Blank</td><td>0.000</td><td>09:17</td></tr> <tr><td>Control Test Stats</td><td></td><td></td></tr> <tr><td>Average</td><td>0.1983</td><td></td></tr> <tr><td>Std Dev</td><td>0.0006</td><td></td></tr> <tr><td>Rel. Std Dev(%)</td><td>0.2911</td><td></td></tr> </tbody> </table>	Test	g/210L	Time	Air Blank	0.000	09:14	Control Test	0.198	09:14	Air Blank	0.000	09:15	Control Test	0.199	09:16	Air Blank	0.000	09:16	Control Test	0.198	09:17	Air Blank	0.000	09:17	Control Test Stats			Average	0.1983		Std Dev	0.0006		Rel. Std Dev(%)	0.2911		<table border="1"> <thead> <tr> <th>Test</th> <th>g/210L</th> <th>Time</th> </tr> </thead> <tbody> <tr><td>Air Blank</td><td>0.000</td><td>08:58</td></tr> <tr><td>Control Test</td><td>0.081</td><td>08:58</td></tr> <tr><td>Air Blank</td><td>0.000</td><td>08:58</td></tr> <tr><td>Control Test</td><td>0.081</td><td>08:59</td></tr> <tr><td>Air Blank</td><td>0.000</td><td>08:59</td></tr> <tr><td>Control Test</td><td>0.082</td><td>09:00</td></tr> <tr><td>Air Blank</td><td>0.000</td><td>09:00</td></tr> <tr><td>Control Test Stats</td><td></td><td></td></tr> <tr><td>Average</td><td>0.0813</td><td></td></tr> <tr><td>Std Dev</td><td>0.0006</td><td></td></tr> <tr><td>Rel. Std Dev(%)</td><td>0.7099</td><td></td></tr> </tbody> </table>	Test	g/210L	Time	Air Blank	0.000	08:58	Control Test	0.081	08:58	Air Blank	0.000	08:58	Control Test	0.081	08:59	Air Blank	0.000	08:59	Control Test	0.082	09:00	Air Blank	0.000	09:00	Control Test Stats			Average	0.0813		Std Dev	0.0006		Rel. Std Dev(%)	0.7099	
Test	g/210L	Time																																																																																																																																																	
Air Blank	0.000	09:24																																																																																																																																																	
Control Test	0.048	09:25																																																																																																																																																	
Air Blank	0.000	09:25																																																																																																																																																	
Control Test	0.048	09:26																																																																																																																																																	
Air Blank	0.000	09:26																																																																																																																																																	
Control Test	0.049	09:27																																																																																																																																																	
Air Blank	0.000	09:28																																																																																																																																																	
Control Test Stats																																																																																																																																																			
Average	0.0483																																																																																																																																																		
Std Dev	0.0006																																																																																																																																																		
Rel. Std Dev(%)	1.1945																																																																																																																																																		
Test	g/210L	Time																																																																																																																																																	
Air Blank	0.000	09:08																																																																																																																																																	
Control Test	0.081	09:09																																																																																																																																																	
Air Blank	0.000	09:10																																																																																																																																																	
Control Test	0.078	09:10																																																																																																																																																	
Air Blank	0.000	09:11																																																																																																																																																	
Control Test	0.079	09:11																																																																																																																																																	
Air Blank	0.000	09:12																																																																																																																																																	
Control Test Stats																																																																																																																																																			
Average	0.0793																																																																																																																																																		
Std Dev	0.0015																																																																																																																																																		
Rel. Std Dev(%)	1.9255																																																																																																																																																		
Test	g/210L	Time																																																																																																																																																	
Air Blank	0.000	09:14																																																																																																																																																	
Control Test	0.198	09:14																																																																																																																																																	
Air Blank	0.000	09:15																																																																																																																																																	
Control Test	0.199	09:16																																																																																																																																																	
Air Blank	0.000	09:16																																																																																																																																																	
Control Test	0.198	09:17																																																																																																																																																	
Air Blank	0.000	09:17																																																																																																																																																	
Control Test Stats																																																																																																																																																			
Average	0.1983																																																																																																																																																		
Std Dev	0.0006																																																																																																																																																		
Rel. Std Dev(%)	0.2911																																																																																																																																																		
Test	g/210L	Time																																																																																																																																																	
Air Blank	0.000	08:58																																																																																																																																																	
Control Test	0.081	08:58																																																																																																																																																	
Air Blank	0.000	08:58																																																																																																																																																	
Control Test	0.081	08:59																																																																																																																																																	
Air Blank	0.000	08:59																																																																																																																																																	
Control Test	0.082	09:00																																																																																																																																																	
Air Blank	0.000	09:00																																																																																																																																																	
Control Test Stats																																																																																																																																																			
Average	0.0813																																																																																																																																																		
Std Dev	0.0006																																																																																																																																																		
Rel. Std Dev(%)	0.7099																																																																																																																																																		
<p style="text-align: center;"><i>KATY</i> Operator's Signature</p>	<p style="text-align: center;"><i>KATY</i> Operator's Signature</p>	<p style="text-align: center;"><i>KATY</i> Operator's Signature</p>	<p style="text-align: center;"><i>KATY</i> Operator's Signature</p>																																																																																																																																																

SARASOTA COUNTY SO
Intoxilyzer - Alcohol Analyzer
Model 8000 SN 80-001347
02/04/2026
Software: 8100.27

Test	g/210L	Time
Air Blank	0.000	09:03
Control Test	0.046	09:03
Air Blank	0.000	09:04
Control Test	0.048	09:05
Air Blank	0.000	09:05
Control Test	0.050	09:06
Air Blank	0.000	09:06
Control Test Stats		
Average	0.0480	
Std Dev	0.0020	

Katg

Stability Check : 0.050
first trial. Tightened simulator
head & reran analysis.

Katg 2/4/26

Florida Department of Law Enforcement Alcohol Testing Program

DEPARTMENT INSPECTION REPORT - INTOXILYZER 8000

Agency: SARASOTA COUNTY SO

Serial Number: 80-001347

Time of Inspection: 13:45

Date of Inspection: 02/05/2026

Software: 8100.27

Check or Test	YES	NO	Check or Test	YES	NO
Diagnostic Check (Pre-Inspection): OK	Yes		Date and/or Time Adjusted		No
Minimum Sample Volume Check: OK	Yes		Barometric Pressure Sensor Check: OK	Yes	
Alcohol Free Subject Test: 0.000	Yes		Mouth Alcohol Test: Slope Not Met	Yes	
Interferent Detect Test: Interferent Detect	Yes		Diagnostic Check (Post-Inspection): OK	Yes	

Alcohol Free Test (g/210L)	0.05g/210L Test (g/210L) Lot#: 202406K Exp: 06/19/2026	0.08g/210L Test (g/210L) Lot#: 202406L Exp: 06/19/2026	0.20g/210L Test (g/210L) Lot#: 202406N Exp: 06/20/2026	0.08 g/210L Dry Gas Std Test (g/210L) Lot#: AG510701 Exp: 04/17/2027
0.000	0.052	0.080	0.202	0.082
0.000	0.053	0.080	0.203	0.081
0.000	0.053	0.080	0.203	0.081
0.000	0.053	0.079	0.203	0.080
0.000	0.052	0.079	0.203	0.081
0.000	0.053	0.078	0.203	0.081
0.000	0.053	0.079	0.204	0.080
0.000	0.052	0.079	0.203	0.080
0.000	0.052	0.079	0.203	0.080
0.000	0.052	0.078	0.202	0.080


Standard Deviations	0.0005	0.0007	0.0005	0.0006
---------------------	--------	--------	--------	--------

Average Standard Deviation of 0.05, 0.08 and 0.20 g/210L Tests: 0.0005 Number of Simulators Used: 5

Remarks:

The above instrument complies () does not comply () with Chapter 11D-8, FAC.

I certify that I performed this inspection in accordance with the provisions of Chapter 11D-8, FAC.


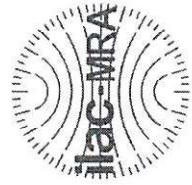


KATIE T SPEARIN

Signature and Printed Name

02/05/2026

Date



Calibration Certificate

Florida Department of Law Enforcement
Alcohol Testing Program
2331 Phillips Road
Tallahassee, FL 32308

This is to certify the calibration of Intoxilyzer 8000 serial number 80-001347, manufactured by CMI, Inc. was calibrated in accordance with FDLE/ATP Form 36 - Department Inspection Procedures - Intoxilyzer 8000.

Serial Number:	<u>80-001347</u>	UNCERTAINTY * ±	
Owning Agency:	<u>SARASOTA COUNTY SO</u>	0.050 g/ 210 L	0.004
Calibration Date:	<u>02/05/2026</u>	0.080 g/ 210 L	0.004
Calibration Time:	<u>13:45</u>	0.200 g/ 210 L	0.008
		0.080 g/ 210 L Dry Gas Control	0.005

All results are reported in g/ 210 L.

Bias is limited by calibration acceptance criteria. All calibration results must be within ± 0.005 or 5%, whichever is greater, of the target alcohol concentration.
*Uncertainty is based on fleet-wide data and is expressed to a 99.73% level of confidence (k=3).
The instrument results before and after any adjustment are found in the associated pre and post stability checks.

TRACEABILITY INFORMATION

This instrument was calibrated using solutions prepared by Alcohol Countermeasure Systems, Inc. (ACS). ACS prepared and certified these CRMs in accordance with ISO 17034 and ISO/ IEC 17025 Standards.

Simulator temperatures are traceable to NIST. Simulator temperatures are checked with NIST traceable digital thermometers calibrated by Precision Metrology in accordance with ISO/ IEC 17025 standards.

Dry gas control measurements are traceable to NIST through the use of CRMs supplied by an accredited CRM supplier. The supplier of dry gas standard controls prepared and certified the CRMs in accordance with ISO Guide 34 and ISO/ IEC 17025 standards.
This document shall not be reproduced except in full, without written approval of the Florida Department of Law Enforcement Alcohol Testing Program.

FDLE/ATP Form 69 January 2026
Issuing Authority: Alcohol Testing Program

02/05/2026 Date
KATH T SPEARIN,
Department Inspector

Service • Integrity • Respect • Quality