

Alcohol Testing Program - Instrument Processing Sheet

Agency: Martin County Sheriff's Office Instrument Serial Number: 80-000831
 Date In: 2/23/2026 DI Completion Date: 3/5/2026 Ship P/U H/D CMI EE

Intake By: <u>TDG</u> Date: <u>3/4/2026</u>	Quality Checks By: <u>TDG</u> Date: <u>3/5/2026</u>	Flow Adjustment By: <u>TDG</u>																																								
<input checked="" type="checkbox"/> Annual <input type="checkbox"/> Dropped Off <input type="checkbox"/> Registration <input type="checkbox"/> Return from CMI / EE <input type="checkbox"/> Training Instrument Visual Inspection <input checked="" type="checkbox"/> Case <input checked="" type="checkbox"/> Handle <input checked="" type="checkbox"/> Keyboard <input checked="" type="checkbox"/> Dry Gas Shelf <input checked="" type="checkbox"/> Feet <input checked="" type="checkbox"/> Breath Tube <input checked="" type="checkbox"/> Ports <input checked="" type="checkbox"/> Screws Tight Other Equipment/Accessories <input type="checkbox"/> Power Cord <input type="checkbox"/> Printer Cable <input checked="" type="checkbox"/> Static Bag <input type="checkbox"/> 12V DC Cable Notes:	<input checked="" type="checkbox"/> Breath Tube Screen <input checked="" type="checkbox"/> Replace External O-Rings <input checked="" type="checkbox"/> Instrument Set Up Verified <input checked="" type="checkbox"/> R-Value: <u>180</u> <input checked="" type="checkbox"/> Flow Verification (L/s) Flow Column #: <u>ATP106</u> 32 mm 0.140 (.139-.169) 36 mm 0.160 (.156-.190) 53 mm 0.222* (.228-.278) 103 mm 0.500 (.447-.547) <input checked="" type="checkbox"/> Barometric Pressure Check Gauge ID #: <u>33364</u> Gauge: <u>1021</u> Instrument: <u>1021</u> <input checked="" type="checkbox"/> Stability Checks <table border="1" style="width:100%; border-collapse: collapse; margin-top: 5px;"> <thead> <tr> <th>Simulator</th> <th>Serial #</th> <th>Lot#/Exp</th> </tr> </thead> <tbody> <tr> <td>0.050</td> <td>MP6286</td> <td>202406K 6/19/2026</td> </tr> <tr> <td>0.080</td> <td>MP6287</td> <td>202406L 6/19/2026</td> </tr> <tr> <td>0.200</td> <td>MP6288</td> <td>202406N 6/20/2026</td> </tr> <tr> <td>0.080 DGS</td> <td>N/A</td> <td>AG429602 10/22/2026</td> </tr> </tbody> </table>	Simulator	Serial #	Lot#/Exp	0.050	MP6286	202406K 6/19/2026	0.080	MP6287	202406L 6/19/2026	0.200	MP6288	202406N 6/20/2026	0.080 DGS	N/A	AG429602 10/22/2026	Flow Column #: <u>ATP101 (x2)</u> <input checked="" type="checkbox"/> 5L/min – 17mm <input checked="" type="checkbox"/> 15L/min – 53mm <input checked="" type="checkbox"/> 30L/min – 103mm <input checked="" type="checkbox"/> R-Value: <u>183 / 183</u> <input checked="" type="checkbox"/> Post Adjustment Verification (L/S) Flow Column #: <u>ATP106 (x2)</u> 32 mm 0.136* / 0.144 (.139-.169) 36 mm 0.152 / 0.164 (.156-.190) 53 mm 0.218* / 0.234 (.228-.278) 103 mm 0.500 / 0.507 (.447-.547)																									
Simulator	Serial #	Lot#/Exp																																								
0.050	MP6286	202406K 6/19/2026																																								
0.080	MP6287	202406L 6/19/2026																																								
0.200	MP6288	202406N 6/20/2026																																								
0.080 DGS	N/A	AG429602 10/22/2026																																								
Optical Bench Adjustment By: _____		Department Inspection By: <u>TDG</u>																																								
Barometric Pressure Gauge: _____ ID#: _____		Barometric Pressure ID#: <u>33364</u>																																								
<table border="1" style="width:100%; border-collapse: collapse;"> <thead> <tr> <th>Simulator</th> <th>Serial #</th> <th>Lot #</th> <th>Expiration</th> </tr> </thead> <tbody> <tr> <td>0.000</td> <td></td> <td>N/A</td> <td>N/A</td> </tr> <tr> <td>0.040</td> <td></td> <td></td> <td></td> </tr> <tr> <td>0.100</td> <td></td> <td></td> <td></td> </tr> <tr> <td>0.200</td> <td></td> <td></td> <td></td> </tr> <tr> <td>0.300</td> <td></td> <td></td> <td></td> </tr> <tr> <td>0.080 DGS</td> <td>N/A</td> <td></td> <td></td> </tr> </tbody> </table> <input type="checkbox"/> Post Optical Bench Adjustment Stability Checks	Simulator	Serial #	Lot #	Expiration	0.000		N/A	N/A	0.040				0.100				0.200				0.300				0.080 DGS	N/A			Gauge: <u>1022</u> Instrument: <u>1021</u> Mouth Alcohol Solution Lot #: <u>2025-D</u> Exp: <u>9/25/2027</u> Acetone Stock Solution Lot #: <u>2024-D</u> Exp: <u>7/19/2026</u> <table border="1" style="width:100%; border-collapse: collapse;"> <thead> <tr> <th>Simulator</th> <th>Serial Number</th> </tr> </thead> <tbody> <tr> <td>0.000</td> <td>MP6284</td> </tr> <tr> <td>Interferent</td> <td>MP6285</td> </tr> <tr> <td>0.050</td> <td>MP6286</td> </tr> <tr> <td>0.080</td> <td>MP6287</td> </tr> <tr> <td>0.200</td> <td>MP6288</td> </tr> </tbody> </table>		Simulator	Serial Number	0.000	MP6284	Interferent	MP6285	0.050	MP6286	0.080	MP6287	0.200	MP6288
Simulator	Serial #	Lot #	Expiration																																							
0.000		N/A	N/A																																							
0.040																																										
0.100																																										
0.200																																										
0.300																																										
0.080 DGS	N/A																																									
Simulator	Serial Number																																									
0.000	MP6284																																									
Interferent	MP6285																																									
0.050	MP6286																																									
0.080	MP6287																																									
0.200	MP6288																																									
<table border="1" style="width:100%; border-collapse: collapse;"> <thead> <tr> <th>Simulator</th> <th>Serial #</th> <th>Lot #</th> <th>Expiration</th> </tr> </thead> <tbody> <tr> <td>0.050</td> <td></td> <td></td> <td></td> </tr> <tr> <td>0.080</td> <td></td> <td></td> <td></td> </tr> <tr> <td>0.200</td> <td></td> <td></td> <td></td> </tr> <tr> <td>0.080 DGS</td> <td>N/A</td> <td></td> <td></td> </tr> </tbody> </table> Gauge ID #: _____ Gauge: _____ Instrument: _____	Simulator	Serial #	Lot #	Expiration	0.050				0.080				0.200				0.080 DGS	N/A			Attachments <input checked="" type="checkbox"/> Form 41 <input type="checkbox"/> Post-Stability Checks <input checked="" type="checkbox"/> Stability Checks <input checked="" type="checkbox"/> Flow Adjustment <input checked="" type="checkbox"/> Calibration Certificate <input type="checkbox"/> Form 40 <input type="checkbox"/> Optical Bench Adjustment <input type="checkbox"/> Other:																					
Simulator	Serial #	Lot #	Expiration																																							
0.050																																										
0.080																																										
0.200																																										
0.080 DGS	N/A																																									
Notes/Suggested Service: *Outside nominal. Not due to user or equipment error. (TDG 3/5/26)	<input checked="" type="checkbox"/> Instrument Complies with Chapter 11D-8, FAC <input type="checkbox"/> Instrument Does Not Comply with Chapter 11D-8, FAC <input checked="" type="checkbox"/> Return to/Place into Evidentiary Use <input type="checkbox"/> Remain Out of Evidentiary Use <input checked="" type="checkbox"/> Conduct an Agency Inspection Before Evidentiary Use																																									
	Shayla Platt Date: 2026.03.07 13:58:58 -05'00'	Shayla Platt Date: 2026.03.07 13:59:13 -05'00'																																								
	Tech Review	Admin Review																																								

Flow Calibration Adjustment(s)

Performed by TDG

#1

MARTIN COUNTY SO
Intoxilyzer - Alcohol Analyzer
Model 8000 SN 80-000831
03/05/2026
Software: 8100.27





Flow Rate Calibration*****
1: Rate (Liters/min) = 5
SQRT(Diff)) = 7.480
2: Rate (Liters/min) = 15
SQRT(Diff)) = 12.000
3: Rate (Liters/min) = 30
SQRT(Diff)) = 21.164
Dependent Data Scale Factor = 100000 L/min
Independent Data Scale Factor = 256
Rounded Slope = 703
Rounded Intercept = -770990
Correlation = 0.99692

#2

MARTIN COUNTY SO
Intoxilyzer - Alcohol Analyzer
Model 8000 SN 80-000831
03/05/2026
Software: 8100.27

Flow Rate Calibration*****
1: Rate (Liters/min) = 5
SQRT(Diff)) = 6.855
2: Rate (Liters/min) = 15
SQRT(Diff)) = 11.660
3: Rate (Liters/min) = 30
SQRT(Diff)) = 20.711
Dependent Data Scale Factor = 100000 L/min
Independent Data Scale Factor = 256
Rounded Slope = 697
Rounded Intercept = -667725
Correlation = 0.99819

Stability Checks

0.05g/210L 0.047 to 0.053	0.08g/210L 0.077 to 0.083	0.20g/210L 0.194 to 0.206	DGS 0.08g/210L 0.077 to 0.083																																																																																																																																																
<p>MARTIN COUNTY SO Intoxilyzer - Alcohol Analyzer Model 8000 SN 80-000831 03/05/2026 Software: 8100.27</p> <table border="1"> <thead> <tr> <th>Test</th> <th>g/210L</th> <th>Time</th> </tr> </thead> <tbody> <tr><td>Air Blank</td><td>0.000</td><td>10:22</td></tr> <tr><td>Control Test</td><td>0.048</td><td>10:23</td></tr> <tr><td>Air Blank</td><td>0.000</td><td>10:23</td></tr> <tr><td>Control Test</td><td>0.048</td><td>10:24</td></tr> <tr><td>Air Blank</td><td>0.000</td><td>10:25</td></tr> <tr><td>Control Test</td><td>0.048</td><td>10:25</td></tr> <tr><td>Air Blank</td><td>0.000</td><td>10:26</td></tr> <tr><td>Control Test Stats</td><td></td><td></td></tr> <tr><td>Average</td><td>0.0480</td><td></td></tr> <tr><td>Std Dev</td><td>0.0000</td><td></td></tr> <tr><td>Rel Std Dev(%)</td><td>0.0000</td><td></td></tr> </tbody> </table> <p style="text-align: right;">  Operator's Signature </p>	Test	g/210L	Time	Air Blank	0.000	10:22	Control Test	0.048	10:23	Air Blank	0.000	10:23	Control Test	0.048	10:24	Air Blank	0.000	10:25	Control Test	0.048	10:25	Air Blank	0.000	10:26	Control Test Stats			Average	0.0480		Std Dev	0.0000		Rel Std Dev(%)	0.0000		<p>MARTIN COUNTY SO Intoxilyzer - Alcohol Analyzer Model 8000 SN 80-000831 03/05/2026 Software: 8100.27</p> <table border="1"> <thead> <tr> <th>Test</th> <th>g/210L</th> <th>Time</th> </tr> </thead> <tbody> <tr><td>Air Blank</td><td>0.000</td><td>09:56</td></tr> <tr><td>Control Test</td><td>0.079</td><td>09:57</td></tr> <tr><td>Air Blank</td><td>0.000</td><td>09:57</td></tr> <tr><td>Control Test</td><td>0.079</td><td>09:58</td></tr> <tr><td>Air Blank</td><td>0.000</td><td>09:59</td></tr> <tr><td>Control Test</td><td>0.079</td><td>09:59</td></tr> <tr><td>Air Blank</td><td>0.000</td><td>10:00</td></tr> <tr><td>Control Test Stats</td><td></td><td></td></tr> <tr><td>Average</td><td>0.0790</td><td></td></tr> <tr><td>Std Dev</td><td>0.0000</td><td></td></tr> <tr><td>Rel Std Dev(%)</td><td>0.0000</td><td></td></tr> </tbody> </table> <p style="text-align: right;">  Operator's Signature </p>	Test	g/210L	Time	Air Blank	0.000	09:56	Control Test	0.079	09:57	Air Blank	0.000	09:57	Control Test	0.079	09:58	Air Blank	0.000	09:59	Control Test	0.079	09:59	Air Blank	0.000	10:00	Control Test Stats			Average	0.0790		Std Dev	0.0000		Rel Std Dev(%)	0.0000		<p>MARTIN COUNTY SO Intoxilyzer - Alcohol Analyzer Model 8000 SN 80-000831 03/05/2026 Software: 8100.27</p> <table border="1"> <thead> <tr> <th>Test</th> <th>g/210L</th> <th>Time</th> </tr> </thead> <tbody> <tr><td>Air Blank</td><td>0.000</td><td>10:03</td></tr> <tr><td>Control Test</td><td>0.197</td><td>10:04</td></tr> <tr><td>Air Blank</td><td>0.000</td><td>10:04</td></tr> <tr><td>Control Test</td><td>0.198</td><td>10:05</td></tr> <tr><td>Air Blank</td><td>0.000</td><td>10:05</td></tr> <tr><td>Control Test</td><td>0.198</td><td>10:06</td></tr> <tr><td>Air Blank</td><td>0.000</td><td>10:07</td></tr> <tr><td>Control Test Stats</td><td></td><td></td></tr> <tr><td>Average</td><td>0.1977</td><td></td></tr> <tr><td>Std Dev</td><td>0.0006</td><td></td></tr> <tr><td>Rel Std Dev(%)</td><td>0.2921</td><td></td></tr> </tbody> </table> <p style="text-align: right;">  Operator's Signature </p>	Test	g/210L	Time	Air Blank	0.000	10:03	Control Test	0.197	10:04	Air Blank	0.000	10:04	Control Test	0.198	10:05	Air Blank	0.000	10:05	Control Test	0.198	10:06	Air Blank	0.000	10:07	Control Test Stats			Average	0.1977		Std Dev	0.0006		Rel Std Dev(%)	0.2921		<p>MARTIN COUNTY SO Intoxilyzer - Alcohol Analyzer Model 8000 SN 80-000831 03/05/2026 Software: 8100.27</p> <table border="1"> <thead> <tr> <th>Test</th> <th>g/210L</th> <th>Time</th> </tr> </thead> <tbody> <tr><td>Air Blank</td><td>0.000</td><td>09:46</td></tr> <tr><td>Control Test</td><td>0.080</td><td>09:46</td></tr> <tr><td>Air Blank</td><td>0.000</td><td>09:47</td></tr> <tr><td>Control Test</td><td>0.079</td><td>09:47</td></tr> <tr><td>Air Blank</td><td>0.000</td><td>09:47</td></tr> <tr><td>Control Test</td><td>0.079</td><td>09:48</td></tr> <tr><td>Air Blank</td><td>0.000</td><td>09:48</td></tr> <tr><td>Control Test Stats</td><td></td><td></td></tr> <tr><td>Average</td><td>0.0793</td><td></td></tr> <tr><td>Std Dev</td><td>0.0006</td><td></td></tr> <tr><td>Rel Std Dev(%)</td><td>0.7277</td><td></td></tr> </tbody> </table> <p style="text-align: right;">  Operator's Signature </p>	Test	g/210L	Time	Air Blank	0.000	09:46	Control Test	0.080	09:46	Air Blank	0.000	09:47	Control Test	0.079	09:47	Air Blank	0.000	09:47	Control Test	0.079	09:48	Air Blank	0.000	09:48	Control Test Stats			Average	0.0793		Std Dev	0.0006		Rel Std Dev(%)	0.7277	
Test	g/210L	Time																																																																																																																																																	
Air Blank	0.000	10:22																																																																																																																																																	
Control Test	0.048	10:23																																																																																																																																																	
Air Blank	0.000	10:23																																																																																																																																																	
Control Test	0.048	10:24																																																																																																																																																	
Air Blank	0.000	10:25																																																																																																																																																	
Control Test	0.048	10:25																																																																																																																																																	
Air Blank	0.000	10:26																																																																																																																																																	
Control Test Stats																																																																																																																																																			
Average	0.0480																																																																																																																																																		
Std Dev	0.0000																																																																																																																																																		
Rel Std Dev(%)	0.0000																																																																																																																																																		
Test	g/210L	Time																																																																																																																																																	
Air Blank	0.000	09:56																																																																																																																																																	
Control Test	0.079	09:57																																																																																																																																																	
Air Blank	0.000	09:57																																																																																																																																																	
Control Test	0.079	09:58																																																																																																																																																	
Air Blank	0.000	09:59																																																																																																																																																	
Control Test	0.079	09:59																																																																																																																																																	
Air Blank	0.000	10:00																																																																																																																																																	
Control Test Stats																																																																																																																																																			
Average	0.0790																																																																																																																																																		
Std Dev	0.0000																																																																																																																																																		
Rel Std Dev(%)	0.0000																																																																																																																																																		
Test	g/210L	Time																																																																																																																																																	
Air Blank	0.000	10:03																																																																																																																																																	
Control Test	0.197	10:04																																																																																																																																																	
Air Blank	0.000	10:04																																																																																																																																																	
Control Test	0.198	10:05																																																																																																																																																	
Air Blank	0.000	10:05																																																																																																																																																	
Control Test	0.198	10:06																																																																																																																																																	
Air Blank	0.000	10:07																																																																																																																																																	
Control Test Stats																																																																																																																																																			
Average	0.1977																																																																																																																																																		
Std Dev	0.0006																																																																																																																																																		
Rel Std Dev(%)	0.2921																																																																																																																																																		
Test	g/210L	Time																																																																																																																																																	
Air Blank	0.000	09:46																																																																																																																																																	
Control Test	0.080	09:46																																																																																																																																																	
Air Blank	0.000	09:47																																																																																																																																																	
Control Test	0.079	09:47																																																																																																																																																	
Air Blank	0.000	09:47																																																																																																																																																	
Control Test	0.079	09:48																																																																																																																																																	
Air Blank	0.000	09:48																																																																																																																																																	
Control Test Stats																																																																																																																																																			
Average	0.0793																																																																																																																																																		
Std Dev	0.0006																																																																																																																																																		
Rel Std Dev(%)	0.7277																																																																																																																																																		

Florida Department of Law Enforcement Alcohol Testing Program

DEPARTMENT INSPECTION REPORT - INTOXILYZER 8000

Agency: MARTIN COUNTY SO
Time of Inspection: 14:06

Date of Inspection: 03/05/2026

Serial Number: 80-000831
Software: 8100.27

Check or Test	YES	NO	Check or Test	YES	NO
Diagnostic Check (Pre-Inspection): OK	Yes		Date and/or Time Adjusted		No
Minimum Sample Volume Check: OK	Yes		Barometric Pressure Sensor Check: OK	Yes	
Alcohol Free Subject Test: 0.000	Yes		Mouth Alcohol Test: Slope Not Met	Yes	
Interferent Detect Test* Interferent Detect	Yes		Diagnostic Check (Post-Inspection): OK	Yes	

Alcohol Free Test (g/210L)	0.05g/210L Test (g/210L) Lot#:202406K Exp: 06/19/2026	0.08g/210L Test (g/210L) Lot#:202406L Exp: 06/19/2026	0.20g/210L Test (g/210L) Lot#:202406N Exp: 06/20/2026	0.08 g/210L Dry Gas Std Test (g/210L) Lot#:AG429602 Exp: 10/22/2026
0.000	0.048	0.077	0.198	0.079
0.000	0.047	0.077	0.198	0.079
0.000	0.047	0.078	0.197	0.080
0.000	0.048	0.078	0.197	0.079
0.000	0.048	0.078	0.197	0.079
0.000	0.047	0.077	0.198	0.079
0.000	0.047	0.078	0.197	0.079
0.000	0.048	0.078	0.198	0.080
0.000	0.048	0.077	0.198	0.079
0.000	0.048	0.078	0.198	0.079

Standard Deviations	0.0005	0.0005	0.0005	0.0004
---------------------	--------	--------	--------	--------

Average Standard Deviation of 0.05, 0.08 and 0.20 g/210L Tests: 0.0004 Number of Simulators Used: 5

Remarks:

The above instrument complies () does not comply () with Chapter 11D-8, FAC.

I certify that I performed this inspection in accordance with the provisions of Chapter 11D-8, FAC.



TAYLOR D GUTSCHOW

Signature and Printed Name

03/05/2026
Date



Calibration Certificate

Florida Department of Law Enforcement
Alcohol Testing Program
4700 Terminal Drive, Suite 1
Ft. Myers, FL 33907

This is to certify the calibration of Intoxilyzer 8000 serial number 80-000831, manufactured by CMI, Inc. was calibrated in accordance with FDLE/ATP Form 36 - Department Inspection Procedures - Intoxilyzer 8000.

Serial Number:	<u>80-000831</u>	UNCERTAINTY* \pm	
Owning Agency:	<u>MARTIN COUNTY SO</u>	0.050 g/ 210 L	0.004
Calibration Date:	<u>03/05/2026</u>	0.080 g/ 210 L	0.004
Calibration Time:	<u>14:06</u>	0.200 g/ 210 L	0.008
		0.080 g/ 210 L Dry Gas Control	0.005

All results are reported in g/ 210 L.

Bias is limited by calibration acceptance criteria. All calibration results must be within ± 0.005 or 5%, whichever is greater, of the target alcohol concentration.

*Uncertainty is based on fleet-wide data and is expressed to a 99.73% level of confidence (k=3).

The instrument results before and after any adjustment are found in the associated pre and post stability checks.

TRACEABILITY INFORMATION

This instrument was calibrated using solutions prepared by Alcohol Countermeasure Systems, Inc. (ACS). ACS prepared and certified these CRMs in accordance with ISO 17034 and ISO/ IEC 17025 Standards.

Simulator temperatures are traceable to NIST. Simulator temperatures are checked with NIST traceable digital thermometers calibrated by Precision Metrology in accordance with ISO/ IEC 17025 standards.

Dry gas control measurements are traceable to NIST through the use of CRMs supplied by an accredited CRM supplier. The supplier of dry gas standard controls prepared and certified the CRMs in accordance with ISO Guide 34 and ISO/ IEC 17025 standards. This document shall not be reproduced except in full, without written approval of the Florida Department of Law Enforcement Alcohol Testing Program.

Taylor
Gutschow
Digitally signed by Taylor
Gutschow
Date: 2026.03.05 14:27:37
-05'00'

03/05/2026

Date

TAYLOR D GUTSCHOW,

Department Inspector

FDLE/ATP Form 69 January 2026

Issuing Authority: Alcohol Testing Program

Service • Integrity • Respect • Quality