





Alcohol Testing Program - Instrument Processing Sheet

Agency: PINELLAS COUNTY SO Instrument Serial Number: 80-001066
 Date In: 2/9/2026 DI Completion Date: 2/12/2026 Ship P/U H/D CMI EE

Intake By: <u>WKP</u> Date: <u>2/9/2026</u>	Quality Checks By: <u>KTS</u> Date: <u>2/12/2026</u>	Flow Adjustment By: _____																												
<input checked="" type="checkbox"/> Annual <input type="checkbox"/> Dropped Off <input type="checkbox"/> Registration <input type="checkbox"/> Return from CMI / EE <input type="checkbox"/> Training Instrument Visual Inspection <input checked="" type="checkbox"/> Case <input checked="" type="checkbox"/> Handle <input checked="" type="checkbox"/> Keyboard <input checked="" type="checkbox"/> Dry Gas Shelf <input checked="" type="checkbox"/> Feet <input checked="" type="checkbox"/> Breath Tube <input checked="" type="checkbox"/> Ports <input checked="" type="checkbox"/> Screws Tight Other Equipment/Accessories <input type="checkbox"/> Power Cord <input type="checkbox"/> Printer Cable <input checked="" type="checkbox"/> Static Bag <input type="checkbox"/> 12V DC Cable Notes: Instrument arrived with one missing DGS shelf foot. WKP 2/9/2026	<input checked="" type="checkbox"/> Breath Tube Screen <input checked="" type="checkbox"/> Replace External O-Rings <input checked="" type="checkbox"/> Instrument Set Up Verified <input checked="" type="checkbox"/> R-Value: <u>202</u> <input checked="" type="checkbox"/> Flow Verification (L/s) Flow Column #: <u>ATP103</u> 32 mm <u>0.152</u> (.139-.169) 36 mm <u>0.160</u> (.156-.190) 53 mm <u>0.234</u> (.228-.278) 103 mm <u>0.488</u> (.447-.547) <input checked="" type="checkbox"/> Barometric Pressure Check Gauge ID #: <u>28421</u> Gauge: <u>1017</u> Instrument: <u>1016</u> <input checked="" type="checkbox"/> Stability Checks	Flow Column #: _____ <input type="checkbox"/> 5L/min – 17mm <input type="checkbox"/> 15L/min – 53mm <input type="checkbox"/> 30L/min – 103mm <input type="checkbox"/> R-Value: _____ <input type="checkbox"/> Post Adjustment Verification (L/S) Flow Column #: _____ 32 mm _____ (.139-.169) 36 mm _____ (.156-.190) 53 mm _____ (.228-.278) 103 mm _____ (.447-.547)																												
	<table border="1" style="width:100%; border-collapse: collapse;"> <thead> <tr> <th>Simulator</th> <th>Serial #</th> <th>Lot#/Exp</th> </tr> </thead> <tbody> <tr> <td>0.050</td> <td>MP5088</td> <td>202406K 6/19/2026</td> </tr> <tr> <td>0.080</td> <td>MP5089</td> <td>202406L 6/19/2026</td> </tr> <tr> <td>0.200</td> <td>MP5090</td> <td>202406N 6/20/2026</td> </tr> <tr> <td>0.080 DGS</td> <td>N/A</td> <td>AG510701 4/17/2027</td> </tr> </tbody> </table>	Simulator	Serial #	Lot#/Exp	0.050	MP5088	202406K 6/19/2026	0.080	MP5089	202406L 6/19/2026	0.200	MP5090	202406N 6/20/2026	0.080 DGS	N/A	AG510701 4/17/2027	Maintenance By: _____ Date: _____ <input type="checkbox"/> Battery Replacement <input type="checkbox"/> Dry Gas Regulator Replacement <input type="checkbox"/> Tank Sensor Tare <input type="checkbox"/> Breath Tube Replacement <input type="checkbox"/> Other: _____													
Simulator	Serial #	Lot#/Exp																												
0.050	MP5088	202406K 6/19/2026																												
0.080	MP5089	202406L 6/19/2026																												
0.200	MP5090	202406N 6/20/2026																												
0.080 DGS	N/A	AG510701 4/17/2027																												
Optical Bench Adjustment By: _____	Department Inspection By: <u>KTS</u>																													
Barometric Pressure Gauge: _____ ID#: _____	Barometric Pressure ID#: <u>28421</u>																													
<table border="1" style="width:100%; border-collapse: collapse;"> <thead> <tr> <th>Simulator</th> <th>Serial #</th> <th>Lot #</th> <th>Expiration</th> </tr> </thead> <tbody> <tr> <td>0.000</td> <td></td> <td>N/A</td> <td>N/A</td> </tr> <tr> <td>0.040</td> <td></td> <td></td> <td></td> </tr> <tr> <td>0.100</td> <td></td> <td></td> <td></td> </tr> <tr> <td>0.200</td> <td></td> <td></td> <td></td> </tr> <tr> <td>0.300</td> <td></td> <td></td> <td></td> </tr> <tr> <td>0.080 DGS</td> <td>N/A</td> <td></td> <td></td> </tr> </tbody> </table>	Simulator	Serial #	Lot #	Expiration	0.000		N/A	N/A	0.040				0.100				0.200				0.300				0.080 DGS	N/A			Gauge: <u>1018</u> Instrument: <u>1016</u> Mouth Alcohol Solution Lot #: <u>2025-D</u> Exp: <u>9/25/2027</u> Acetone Stock Solution Lot #: <u>2025-B</u> Exp: <u>9/22/2027</u>	
Simulator	Serial #	Lot #	Expiration																											
0.000		N/A	N/A																											
0.040																														
0.100																														
0.200																														
0.300																														
0.080 DGS	N/A																													
<table border="1" style="width:100%; border-collapse: collapse;"> <thead> <tr> <th>Simulator</th> <th>Serial Number</th> </tr> </thead> <tbody> <tr> <td>0.000</td> <td>MP5086</td> </tr> <tr> <td>0.300</td> <td>MP5087</td> </tr> <tr> <td>0.050</td> <td>MP5088</td> </tr> <tr> <td>0.080</td> <td>MP5089</td> </tr> <tr> <td>0.200</td> <td>MP5090</td> </tr> </tbody> </table>	Simulator	Serial Number	0.000	MP5086	0.300	MP5087	0.050	MP5088	0.080	MP5089	0.200	MP5090																		
Simulator	Serial Number																													
0.000	MP5086																													
0.300	MP5087																													
0.050	MP5088																													
0.080	MP5089																													
0.200	MP5090																													
<input type="checkbox"/> Post Optical Bench Adjustment Stability Checks																														
<table border="1" style="width:100%; border-collapse: collapse;"> <thead> <tr> <th>Simulator</th> <th>Serial #</th> <th>Lot #</th> <th>Expiration</th> </tr> </thead> <tbody> <tr> <td>0.050</td> <td></td> <td></td> <td></td> </tr> <tr> <td>0.080</td> <td></td> <td></td> <td></td> </tr> <tr> <td>0.200</td> <td></td> <td></td> <td></td> </tr> <tr> <td>0.080 DGS</td> <td>N/A</td> <td></td> <td></td> </tr> </tbody> </table>	Simulator	Serial #	Lot #	Expiration	0.050				0.080				0.200				0.080 DGS	N/A			Attachments <input checked="" type="checkbox"/> Form 41 <input checked="" type="checkbox"/> Stability Checks <input checked="" type="checkbox"/> Calibration Certificate <input type="checkbox"/> Optical Bench Adjustment	<input type="checkbox"/> Post-Stability Checks <input type="checkbox"/> Flow Adjustment <input type="checkbox"/> Form 40 <input type="checkbox"/> Other: _____								
Simulator	Serial #	Lot #	Expiration																											
0.050																														
0.080																														
0.200																														
0.080 DGS	N/A																													
Gauge ID #: _____ Gauge: _____ Instrument: _____																														
Notes/Suggested Service:	<input checked="" type="checkbox"/> Instrument Complies with Chapter 11D-8, FAC <input type="checkbox"/> Instrument Does Not Comply with Chapter 11D-8, FAC <input checked="" type="checkbox"/> Return to/Place into Evidentiary Use <input type="checkbox"/> Remain Out of Evidentiary Use <input checked="" type="checkbox"/> Conduct Agency Inspection Before Evidentiary Use Digitally signed by Shayla Platt Date: 2026.02.20 22:48:29 -05'00' Digitally signed by Shayla Platt Date: 2026.02.20 22:48:44 -05'00'																													
	Shayla Platt Tech Review	Shayla Platt Admin Review																												

Stability Checks

0.050 g/210L 0.047 to 0.053 g/210L	0.080 g/210L 0.077 to 0.083 g/210L	0.200 g/210L 0.194 to 0.206 g/210L	DGS 0.080 g/210L 0.077 to 0.083 g/210L 50.003 g/210L of Wet																																																																																																																																																
<p>PINELLAS COUNTY SO Intoxilyzer - Alcohol Analyzer Model 8000 SN 80-001066 02/12/2026 Software: 8100.27</p> <table border="1"> <thead> <tr> <th>Test</th> <th>g/210L</th> <th>Time</th> </tr> </thead> <tbody> <tr><td>Air Blank</td><td>0.000</td><td>08:01</td></tr> <tr><td>Control Test</td><td>0.048</td><td>08:02</td></tr> <tr><td>Air Blank</td><td>0.000</td><td>08:03</td></tr> <tr><td>Control Test</td><td>0.049</td><td>08:03</td></tr> <tr><td>Air Blank</td><td>0.000</td><td>08:04</td></tr> <tr><td>Control Test</td><td>0.049</td><td>08:04</td></tr> <tr><td>Air Blank</td><td>0.000</td><td>08:05</td></tr> <tr><td>Control Test Stats</td><td></td><td></td></tr> <tr><td>Average</td><td>0.0487</td><td></td></tr> <tr><td>Std Dev</td><td>0.0006</td><td></td></tr> <tr><td>Rel. Std Dev(%)</td><td>1.1863</td><td></td></tr> </tbody> </table> <p style="text-align: right;">  ----- Operator's Signature </p>	Test	g/210L	Time	Air Blank	0.000	08:01	Control Test	0.048	08:02	Air Blank	0.000	08:03	Control Test	0.049	08:03	Air Blank	0.000	08:04	Control Test	0.049	08:04	Air Blank	0.000	08:05	Control Test Stats			Average	0.0487		Std Dev	0.0006		Rel. Std Dev(%)	1.1863		<p>PINELLAS COUNTY SO Intoxilyzer - Alcohol Analyzer Model 8000 SN 80-001066 02/12/2026 Software: 8100.27</p> <table border="1"> <thead> <tr> <th>Test</th> <th>g/210L</th> <th>Time</th> </tr> </thead> <tbody> <tr><td>Air Blank</td><td>0.000</td><td>08:06</td></tr> <tr><td>Control Test</td><td>0.080</td><td>08:07</td></tr> <tr><td>Air Blank</td><td>0.000</td><td>08:08</td></tr> <tr><td>Control Test</td><td>0.079</td><td>08:08</td></tr> <tr><td>Air Blank</td><td>0.000</td><td>08:09</td></tr> <tr><td>Control Test</td><td>0.080</td><td>08:10</td></tr> <tr><td>Air Blank</td><td>0.000</td><td>08:10</td></tr> <tr><td>Control Test Stats</td><td></td><td></td></tr> <tr><td>Average</td><td>0.0797</td><td></td></tr> <tr><td>Std Dev</td><td>0.0006</td><td></td></tr> <tr><td>Rel. Std Dev(%)</td><td>0.7247</td><td></td></tr> </tbody> </table> <p style="text-align: right;">  ----- Operator's Signature </p>	Test	g/210L	Time	Air Blank	0.000	08:06	Control Test	0.080	08:07	Air Blank	0.000	08:08	Control Test	0.079	08:08	Air Blank	0.000	08:09	Control Test	0.080	08:10	Air Blank	0.000	08:10	Control Test Stats			Average	0.0797		Std Dev	0.0006		Rel. Std Dev(%)	0.7247		<p>PINELLAS COUNTY SO Intoxilyzer - Alcohol Analyzer Model 8000 SN 80-001066 02/12/2026 Software: 8100.27</p> <table border="1"> <thead> <tr> <th>Test</th> <th>g/210L</th> <th>Time</th> </tr> </thead> <tbody> <tr><td>Air Blank</td><td>0.000</td><td>08:12</td></tr> <tr><td>Control Test</td><td>0.199</td><td>08:13</td></tr> <tr><td>Air Blank</td><td>0.000</td><td>08:14</td></tr> <tr><td>Control Test</td><td>0.199</td><td>08:14</td></tr> <tr><td>Air Blank</td><td>0.000</td><td>08:15</td></tr> <tr><td>Control Test</td><td>0.199</td><td>08:16</td></tr> <tr><td>Air Blank</td><td>0.000</td><td>08:16</td></tr> <tr><td>Control Test Stats</td><td></td><td></td></tr> <tr><td>Average</td><td>0.1990</td><td></td></tr> <tr><td>Std Dev</td><td>0.0000</td><td></td></tr> <tr><td>Rel. Std Dev(%)</td><td>0.0000</td><td></td></tr> </tbody> </table> <p style="text-align: right;">  ----- Operator's Signature </p>	Test	g/210L	Time	Air Blank	0.000	08:12	Control Test	0.199	08:13	Air Blank	0.000	08:14	Control Test	0.199	08:14	Air Blank	0.000	08:15	Control Test	0.199	08:16	Air Blank	0.000	08:16	Control Test Stats			Average	0.1990		Std Dev	0.0000		Rel. Std Dev(%)	0.0000		<p>PINELLAS COUNTY SO Intoxilyzer - Alcohol Analyzer Model 8000 SN 80-001066 02/12/2026 Software: 8100.27</p> <table border="1"> <thead> <tr> <th>Test</th> <th>g/210L</th> <th>Time</th> </tr> </thead> <tbody> <tr><td>Air Blank</td><td>0.000</td><td>07:56</td></tr> <tr><td>Control Test</td><td>0.081</td><td>07:57</td></tr> <tr><td>Air Blank</td><td>0.000</td><td>07:57</td></tr> <tr><td>Control Test</td><td>0.081</td><td>07:57</td></tr> <tr><td>Air Blank</td><td>0.000</td><td>07:58</td></tr> <tr><td>Control Test</td><td>0.081</td><td>07:58</td></tr> <tr><td>Air Blank</td><td>0.000</td><td>07:59</td></tr> <tr><td>Control Test Stats</td><td></td><td></td></tr> <tr><td>Average</td><td>0.0810</td><td></td></tr> <tr><td>Std Dev</td><td>0.0000</td><td></td></tr> <tr><td>Rel. Std Dev(%)</td><td>0.0000</td><td></td></tr> </tbody> </table> <p style="text-align: right;">  ----- Operator's Signature </p>	Test	g/210L	Time	Air Blank	0.000	07:56	Control Test	0.081	07:57	Air Blank	0.000	07:57	Control Test	0.081	07:57	Air Blank	0.000	07:58	Control Test	0.081	07:58	Air Blank	0.000	07:59	Control Test Stats			Average	0.0810		Std Dev	0.0000		Rel. Std Dev(%)	0.0000	
Test	g/210L	Time																																																																																																																																																	
Air Blank	0.000	08:01																																																																																																																																																	
Control Test	0.048	08:02																																																																																																																																																	
Air Blank	0.000	08:03																																																																																																																																																	
Control Test	0.049	08:03																																																																																																																																																	
Air Blank	0.000	08:04																																																																																																																																																	
Control Test	0.049	08:04																																																																																																																																																	
Air Blank	0.000	08:05																																																																																																																																																	
Control Test Stats																																																																																																																																																			
Average	0.0487																																																																																																																																																		
Std Dev	0.0006																																																																																																																																																		
Rel. Std Dev(%)	1.1863																																																																																																																																																		
Test	g/210L	Time																																																																																																																																																	
Air Blank	0.000	08:06																																																																																																																																																	
Control Test	0.080	08:07																																																																																																																																																	
Air Blank	0.000	08:08																																																																																																																																																	
Control Test	0.079	08:08																																																																																																																																																	
Air Blank	0.000	08:09																																																																																																																																																	
Control Test	0.080	08:10																																																																																																																																																	
Air Blank	0.000	08:10																																																																																																																																																	
Control Test Stats																																																																																																																																																			
Average	0.0797																																																																																																																																																		
Std Dev	0.0006																																																																																																																																																		
Rel. Std Dev(%)	0.7247																																																																																																																																																		
Test	g/210L	Time																																																																																																																																																	
Air Blank	0.000	08:12																																																																																																																																																	
Control Test	0.199	08:13																																																																																																																																																	
Air Blank	0.000	08:14																																																																																																																																																	
Control Test	0.199	08:14																																																																																																																																																	
Air Blank	0.000	08:15																																																																																																																																																	
Control Test	0.199	08:16																																																																																																																																																	
Air Blank	0.000	08:16																																																																																																																																																	
Control Test Stats																																																																																																																																																			
Average	0.1990																																																																																																																																																		
Std Dev	0.0000																																																																																																																																																		
Rel. Std Dev(%)	0.0000																																																																																																																																																		
Test	g/210L	Time																																																																																																																																																	
Air Blank	0.000	07:56																																																																																																																																																	
Control Test	0.081	07:57																																																																																																																																																	
Air Blank	0.000	07:57																																																																																																																																																	
Control Test	0.081	07:57																																																																																																																																																	
Air Blank	0.000	07:58																																																																																																																																																	
Control Test	0.081	07:58																																																																																																																																																	
Air Blank	0.000	07:59																																																																																																																																																	
Control Test Stats																																																																																																																																																			
Average	0.0810																																																																																																																																																		
Std Dev	0.0000																																																																																																																																																		
Rel. Std Dev(%)	0.0000																																																																																																																																																		

Florida Department of Law Enforcement Alcohol Testing Program

DEPARTMENT INSPECTION REPORT - INTOXILYZER 8000

Agency: PINELLAS COUNTY SO
Time of Inspection: 12:19

Date of Inspection: 02/12/2026

Serial Number: 80-001066
Software: 8100.27

Check or Test	YES	NO	Check or Test	YES	NO
Diagnostic Check (Pre-Inspection): OK	Yes		Date and/or Time Adjusted		No
Minimum Sample Volume Check: OK	Yes		Barometric Pressure Sensor Check: OK	Yes	
Alcohol Free Subject Test: 0.000	Yes		Mouth Alcohol Test: Slope Not Met	Yes	
Interferent Detect Test: Interferent Detect	Yes		Diagnostic Check (Post-Inspection): OK	Yes	

Alcohol Free Test (g/210L)	0.05g/210L Test (g/210L) Lot#:202406K Exp: 06/19/2026	0.08g/210L Test (g/210L) Lot#:202406L Exp: 06/19/2026	0.20g/210L Test (g/210L) Lot#:202406N Exp: 06/20/2026	0.08 g/210L Dry Gas Std Test (g/210L) Lot#:AG510701 Exp: 04/17/2027
0.000	0.049	0.079	0.199	0.081
0.000	0.049	0.079	0.200	0.080
0.000	0.049	0.079	0.199	0.080
0.000	0.049	0.080	0.200	0.080
0.000	0.049	0.079	0.199	0.080
0.000	0.049	0.079	0.200	0.080
0.000	0.050	0.080	0.200	0.080
0.000	0.050	0.080	0.200	0.081
0.000	0.050	0.079	0.200	0.080
0.000	0.050	0.080	0.200	0.081

Standard Deviations	0.0005	0.0005	0.0004	0.0004
---------------------	--------	--------	--------	--------

Average Standard Deviation of 0.05, 0.08 and 0.20 g/210L Tests: 0.0004 Number of Simulators Used: 5

Remarks:

The above instrument complies () does not comply () with Chapter 11D-8, FAC.

I certify that I performed this inspection in accordance with the provisions of Chapter 11D-8, FAC.



KATIE T SPEARIN

Signature and Printed Name

02/12/2026
Date



Calibration Certificate

Florida Department of Law Enforcement
Alcohol Testing Program
2331 Phillips Road
Tallahassee, FL 32308

This is to certify the calibration of Intoxilyzer 8000 serial number 80-001066, manufactured by CMI, Inc. was calibrated in accordance with FDLE/ATP Form 36 - Department Inspection Procedures - Intoxilyzer 8000.

Serial Number:	<u>80-001066</u>	UNCERTAINTY* ±	
Owning Agency:	<u>PINELLAS COUNTY SO</u>	0.050 g/ 210 L	0.004
Calibration Date:	<u>02/12/2026</u>	0.080 g/ 210 L	0.004
Calibration Time:	<u>12:19</u>	0.200 g/ 210 L	0.008
		0.080 g/ 210 L Dry Gas Control	0.005

All results are reported in g/ 210 L.

Bias is limited by calibration acceptance criteria. All calibration results must be within ± 0.005 or 5%, whichever is greater, of the target alcohol concentration.

*Uncertainty is based on fleet-wide data and is expressed to a 99.73% level of confidence (k=3).

The instrument results before and after any adjustment are found in the associated pre and post stability checks.

TRACEABILITY INFORMATION

This instrument was calibrated using solutions prepared by Alcohol Countermeasure Systems, Inc. (ACS). ACS prepared and certified these CRMs in accordance with ISO 17034 and ISO/IEC 17025 Standards.

Simulator temperatures are traceable to NIST. Simulator temperatures are checked with NIST traceable digital thermometers calibrated by Precision Metrology in accordance with ISO/IEC 17025 standards.

Dry gas control measurements are traceable to NIST through the use of CRMs supplied by an accredited CRM supplier. The supplier of dry gas standard controls prepared and certified the CRMs in accordance with ISO Guide 34 and ISO/IEC 17025 standards.

This document shall not be reproduced except in full, without written approval of the Florida Department of Law Enforcement Alcohol Testing Program.

02/12/2026

Date

KATIE T SPEARIN,
Department Inspector

FDLE/ATP Form 69 January 2026
Issuing Authority: Alcohol Testing Program

Service • Integrity • Respect • Quality