

Alcohol Testing Program - Instrument Processing Sheet





Agency: Collier County Sheriff's Office Instrument Serial Number: 80-000942
 Date In: 2/2/2026 DI Completion Date: 2/27/2026 Ship P/U H/D CMI EE

Intake By: <u>TDG</u> Date: <u>2/3/2026</u> <input checked="" type="checkbox"/> Annual <input checked="" type="checkbox"/> Dropped Off <input type="checkbox"/> Registration <input type="checkbox"/> Return from CMI / EE <input type="checkbox"/> Training Instrument Visual Inspection <input checked="" type="checkbox"/> Case <input checked="" type="checkbox"/> Handle <input checked="" type="checkbox"/> Keyboard <input checked="" type="checkbox"/> Dry Gas Shelf <input checked="" type="checkbox"/> Feet <input checked="" type="checkbox"/> Breath Tube <input checked="" type="checkbox"/> Ports <input checked="" type="checkbox"/> Screws Tight Other Equipment/Accessories <input type="checkbox"/> Power Cord <input type="checkbox"/> Printer Cable <input type="checkbox"/> Static Bag <input type="checkbox"/> 12V DC Cable Notes: No box	Quality Checks By: <u>TDG</u> Date: <u>2/27/2026</u> <input checked="" type="checkbox"/> Breath Tube Screen <input checked="" type="checkbox"/> Replace External O-Rings <input checked="" type="checkbox"/> Instrument Set Up Verified <input checked="" type="checkbox"/> R-Value: <u>180</u> <input checked="" type="checkbox"/> Flow Verification (L/s) Flow Column #: <u>ATP106</u> 32 mm <u>0.152</u> (.139-.169) 36 mm <u>0.167</u> (.156-.190) 53 mm <u>0.238</u> (.228-.278) 103 mm <u>0.484</u> (.447-.547) <input checked="" type="checkbox"/> Barometric Pressure Check Gauge ID #: <u>33364</u> Gauge: <u>1017</u> Instrument: <u>1011</u> <input checked="" type="checkbox"/> Stability Checks	Flow Adjustment By: _____ Flow Column #: _____ <input type="checkbox"/> 5L/min – 17mm <input type="checkbox"/> 15L/min – 53mm <input type="checkbox"/> 30L/min – 103mm <input type="checkbox"/> R-Value: _____ <input type="checkbox"/> Post Adjustment Verification (L/S) Flow Column #: _____ 32 mm _____ (.139-.169) 36 mm _____ (.156-.190) 53 mm _____ (.228-.278) 103 mm _____ (.447-.547)																				
<table border="1" style="width:100%; border-collapse: collapse;"> <tr> <th style="width:15%;">Simulator</th> <th style="width:15%;">Serial #</th> <th style="width:15%;">Lot#/Exp</th> <th style="width:55%;">Maintenance By: <u>TDG</u> Date: <u>2/3/2026</u></th> </tr> <tr> <td>0.050</td> <td>MP6286</td> <td>202406K 6/19/2026</td> <td rowspan="5"> <input type="checkbox"/> Battery Replacement <input type="checkbox"/> Dry Gas Regulator Replacement <input type="checkbox"/> Tank Sensor Tare <input type="checkbox"/> Breath Tube Replacement <input checked="" type="checkbox"/> Other: Replaced internal printer paper </td> </tr> <tr> <td>0.080</td> <td>MP6287</td> <td>202406L 6/19/2026</td> </tr> <tr> <td>0.200</td> <td>MP6288</td> <td>202406N 6/20/2026</td> </tr> <tr> <td>0.080 DGS</td> <td>N/A</td> <td>AG429602 10/22/2026</td> </tr> <tr> <td></td> <td></td> <td></td> </tr> </table>			Simulator	Serial #	Lot#/Exp	Maintenance By: <u>TDG</u> Date: <u>2/3/2026</u>	0.050	MP6286	202406K 6/19/2026	<input type="checkbox"/> Battery Replacement <input type="checkbox"/> Dry Gas Regulator Replacement <input type="checkbox"/> Tank Sensor Tare <input type="checkbox"/> Breath Tube Replacement <input checked="" type="checkbox"/> Other: Replaced internal printer paper	0.080	MP6287	202406L 6/19/2026	0.200	MP6288	202406N 6/20/2026	0.080 DGS	N/A	AG429602 10/22/2026			
Simulator	Serial #	Lot#/Exp	Maintenance By: <u>TDG</u> Date: <u>2/3/2026</u>																			
0.050	MP6286	202406K 6/19/2026	<input type="checkbox"/> Battery Replacement <input type="checkbox"/> Dry Gas Regulator Replacement <input type="checkbox"/> Tank Sensor Tare <input type="checkbox"/> Breath Tube Replacement <input checked="" type="checkbox"/> Other: Replaced internal printer paper																			
0.080	MP6287	202406L 6/19/2026																				
0.200	MP6288	202406N 6/20/2026																				
0.080 DGS	N/A	AG429602 10/22/2026																				

Optical Bench Adjustment By: _____ Barometric Pressure Gauge: _____ ID#: _____ <table border="1" style="width:100%; border-collapse: collapse;"> <tr> <th>Simulator</th> <th>Serial #</th> <th>Lot #</th> <th>Expiration</th> </tr> <tr> <td>0.000</td> <td></td> <td>N/A</td> <td>N/A</td> </tr> <tr> <td>0.040</td> <td></td> <td></td> <td></td> </tr> <tr> <td>0.100</td> <td></td> <td></td> <td></td> </tr> <tr> <td>0.200</td> <td></td> <td></td> <td></td> </tr> <tr> <td>0.300</td> <td></td> <td></td> <td></td> </tr> <tr> <td>0.080 DGS</td> <td>N/A</td> <td></td> <td></td> </tr> </table> <input type="checkbox"/> Post Optical Bench Adjustment Stability Checks <table border="1" style="width:100%; border-collapse: collapse;"> <tr> <th>Simulator</th> <th>Serial #</th> <th>Lot #</th> <th>Expiration</th> </tr> <tr> <td>0.050</td> <td></td> <td></td> <td></td> </tr> <tr> <td>0.080</td> <td></td> <td></td> <td></td> </tr> <tr> <td>0.200</td> <td></td> <td></td> <td></td> </tr> <tr> <td>0.080 DGS</td> <td>N/A</td> <td></td> <td></td> </tr> </table> Gauge ID #: _____ Gauge: _____ Instrument: _____	Simulator	Serial #	Lot #	Expiration	0.000		N/A	N/A	0.040				0.100				0.200				0.300				0.080 DGS	N/A			Simulator	Serial #	Lot #	Expiration	0.050				0.080				0.200				0.080 DGS	N/A			Department Inspection By: <u>TDG</u> Barometric Pressure ID#: <u>33364</u> Gauge: <u>1017</u> Instrument: <u>1011</u> Mouth Alcohol Solution Lot #: <u>2025-D</u> Exp: <u>9/25/2027</u> Acetone Stock Solution Lot #: <u>2024-B</u> Exp: <u>7/19/2026</u> <table border="1" style="width:100%; border-collapse: collapse;"> <tr> <th>Simulator</th> <th>Serial Number</th> </tr> <tr> <td>0.000</td> <td>MP6284</td> </tr> <tr> <td>Interferent</td> <td>MP6285</td> </tr> <tr> <td>0.050</td> <td>MP6286</td> </tr> <tr> <td>0.080</td> <td>MP6287</td> </tr> <tr> <td>0.200</td> <td>MP6288</td> </tr> </table> Attachments <input checked="" type="checkbox"/> Form 41 <input checked="" type="checkbox"/> Stability Checks <input checked="" type="checkbox"/> Calibration Certificate <input type="checkbox"/> Optical Bench Adjustment <input type="checkbox"/> Post-Stability Checks <input type="checkbox"/> Flow Adjustment <input type="checkbox"/> Form 40 <input type="checkbox"/> Other:	Simulator	Serial Number	0.000	MP6284	Interferent	MP6285	0.050	MP6286	0.080	MP6287	0.200	MP6288
Simulator	Serial #	Lot #	Expiration																																																										
0.000		N/A	N/A																																																										
0.040																																																													
0.100																																																													
0.200																																																													
0.300																																																													
0.080 DGS	N/A																																																												
Simulator	Serial #	Lot #	Expiration																																																										
0.050																																																													
0.080																																																													
0.200																																																													
0.080 DGS	N/A																																																												
Simulator	Serial Number																																																												
0.000	MP6284																																																												
Interferent	MP6285																																																												
0.050	MP6286																																																												
0.080	MP6287																																																												
0.200	MP6288																																																												

Notes/Suggested Service:	<input checked="" type="checkbox"/> Instrument Complies with Chapter 11D-8, FAC <input type="checkbox"/> Instrument Does Not Comply with Chapter 11D-8, FAC <input checked="" type="checkbox"/> Return to/Place into Evidentiary Use <input type="checkbox"/> Remain Out of Evidentiary Use <input checked="" type="checkbox"/> Conduct an Agency Inspection Before Evidentiary Use
Digitally signed by Shayla Platt Date: 2026.03.06 14:34:29 -05'00'	Digitally signed by Shayla Platt Date: 2026.03.06 14:34:42 -05'00'
Tech Review	Admin Review

Stability Checks

0.05g/210L 0.047 to 0.053	0.08g/210L 0.077 to 0.083	0.20g/210L 0.194 to 0.206	DGS 0.08g/210L 0.077 to 0.083	≤0.003 of Wet																																																																																																																																															
<p>COLLIER COUNTY SO Intoxilyzer - Alcohol Analyzer Model: 8000 SN 80-000942 02/27/2026 Software: 8100.27</p> <table border="1"> <thead> <tr> <th>Test</th> <th>g/210L</th> <th>Time</th> </tr> </thead> <tbody> <tr><td>Air Blank</td><td>0.000</td><td>10:28</td></tr> <tr><td>Control Test</td><td>0.048</td><td>10:29</td></tr> <tr><td>Air Blank</td><td>0.000</td><td>10:29</td></tr> <tr><td>Control Test</td><td>0.048</td><td>10:30</td></tr> <tr><td>Air Blank</td><td>0.000</td><td>10:31</td></tr> <tr><td>Control Test</td><td>0.047</td><td>10:31</td></tr> <tr><td>Air Blank</td><td>0.000</td><td>10:32</td></tr> <tr><td>Control Test Stats</td><td></td><td></td></tr> <tr><td>Average</td><td>0.0477</td><td></td></tr> <tr><td>Std Dev</td><td>0.0006</td><td></td></tr> <tr><td>Rel Std Dev(%)</td><td>1.2112</td><td></td></tr> </tbody> </table> <p>Operator's Signature </p>	Test	g/210L	Time	Air Blank	0.000	10:28	Control Test	0.048	10:29	Air Blank	0.000	10:29	Control Test	0.048	10:30	Air Blank	0.000	10:31	Control Test	0.047	10:31	Air Blank	0.000	10:32	Control Test Stats			Average	0.0477		Std Dev	0.0006		Rel Std Dev(%)	1.2112		<p>COLLIER COUNTY SO Intoxilyzer - Alcohol Analyzer Model: 8000 SN 80-000942 02/27/2026 Software: 8100.27</p> <table border="1"> <thead> <tr> <th>Test</th> <th>g/210L</th> <th>Time</th> </tr> </thead> <tbody> <tr><td>Air Blank</td><td>0.000</td><td>10:11</td></tr> <tr><td>Control Test</td><td>0.080</td><td>10:12</td></tr> <tr><td>Air Blank</td><td>0.000</td><td>10:12</td></tr> <tr><td>Control Test</td><td>0.079</td><td>10:13</td></tr> <tr><td>Air Blank</td><td>0.000</td><td>10:13</td></tr> <tr><td>Control Test</td><td>0.079</td><td>10:14</td></tr> <tr><td>Air Blank</td><td>0.000</td><td>10:14</td></tr> <tr><td>Control Test Stats</td><td></td><td></td></tr> <tr><td>Average</td><td>0.0793</td><td></td></tr> <tr><td>Std Dev</td><td>0.0006</td><td></td></tr> <tr><td>Rel Std Dev(%)</td><td>0.7277</td><td></td></tr> </tbody> </table> <p>Operator's Signature </p>	Test	g/210L	Time	Air Blank	0.000	10:11	Control Test	0.080	10:12	Air Blank	0.000	10:12	Control Test	0.079	10:13	Air Blank	0.000	10:13	Control Test	0.079	10:14	Air Blank	0.000	10:14	Control Test Stats			Average	0.0793		Std Dev	0.0006		Rel Std Dev(%)	0.7277		<p>COLLIER COUNTY SO Intoxilyzer - Alcohol Analyzer Model: 8000 SN 80-000942 02/27/2026 Software: 8100.27</p> <table border="1"> <thead> <tr> <th>Test</th> <th>g/210L</th> <th>Time</th> </tr> </thead> <tbody> <tr><td>Air Blank</td><td>0.000</td><td>10:20</td></tr> <tr><td>Control Test</td><td>0.200</td><td>10:20</td></tr> <tr><td>Air Blank</td><td>0.000</td><td>10:21</td></tr> <tr><td>Control Test</td><td>0.199</td><td>10:22</td></tr> <tr><td>Air Blank</td><td>0.000</td><td>10:22</td></tr> <tr><td>Control Test</td><td>0.198</td><td>10:23</td></tr> <tr><td>Air Blank</td><td>0.000</td><td>10:23</td></tr> <tr><td>Control Test Stats</td><td></td><td></td></tr> <tr><td>Average</td><td>0.1990</td><td></td></tr> <tr><td>Std Dev</td><td>0.0010</td><td></td></tr> <tr><td>Rel Std Dev(%)</td><td>0.5025</td><td></td></tr> </tbody> </table> <p>Operator's Signature </p>	Test	g/210L	Time	Air Blank	0.000	10:20	Control Test	0.200	10:20	Air Blank	0.000	10:21	Control Test	0.199	10:22	Air Blank	0.000	10:22	Control Test	0.198	10:23	Air Blank	0.000	10:23	Control Test Stats			Average	0.1990		Std Dev	0.0010		Rel Std Dev(%)	0.5025		<p>COLLIER COUNTY SO Intoxilyzer - Alcohol Analyzer Model: 8000 SN 80-000942 02/27/2026 Software: 8100.27</p> <table border="1"> <thead> <tr> <th>Test</th> <th>g/210L</th> <th>Time</th> </tr> </thead> <tbody> <tr><td>Air Blank</td><td>0.000</td><td>10:35</td></tr> <tr><td>Control Test</td><td>0.079</td><td>10:35</td></tr> <tr><td>Air Blank</td><td>0.000</td><td>10:35</td></tr> <tr><td>Control Test</td><td>0.079</td><td>10:36</td></tr> <tr><td>Air Blank</td><td>0.000</td><td>10:36</td></tr> <tr><td>Control Test</td><td>0.078</td><td>10:37</td></tr> <tr><td>Air Blank</td><td>0.000</td><td>10:37</td></tr> <tr><td>Control Test Stats</td><td></td><td></td></tr> <tr><td>Average</td><td>0.0787</td><td></td></tr> <tr><td>Std Dev</td><td>0.0006</td><td></td></tr> <tr><td>Rel Std Dev(%)</td><td>0.7339</td><td></td></tr> </tbody> </table> <p>Operator's Signature </p>	Test	g/210L	Time	Air Blank	0.000	10:35	Control Test	0.079	10:35	Air Blank	0.000	10:35	Control Test	0.079	10:36	Air Blank	0.000	10:36	Control Test	0.078	10:37	Air Blank	0.000	10:37	Control Test Stats			Average	0.0787		Std Dev	0.0006		Rel Std Dev(%)	0.7339	
Test	g/210L	Time																																																																																																																																																	
Air Blank	0.000	10:28																																																																																																																																																	
Control Test	0.048	10:29																																																																																																																																																	
Air Blank	0.000	10:29																																																																																																																																																	
Control Test	0.048	10:30																																																																																																																																																	
Air Blank	0.000	10:31																																																																																																																																																	
Control Test	0.047	10:31																																																																																																																																																	
Air Blank	0.000	10:32																																																																																																																																																	
Control Test Stats																																																																																																																																																			
Average	0.0477																																																																																																																																																		
Std Dev	0.0006																																																																																																																																																		
Rel Std Dev(%)	1.2112																																																																																																																																																		
Test	g/210L	Time																																																																																																																																																	
Air Blank	0.000	10:11																																																																																																																																																	
Control Test	0.080	10:12																																																																																																																																																	
Air Blank	0.000	10:12																																																																																																																																																	
Control Test	0.079	10:13																																																																																																																																																	
Air Blank	0.000	10:13																																																																																																																																																	
Control Test	0.079	10:14																																																																																																																																																	
Air Blank	0.000	10:14																																																																																																																																																	
Control Test Stats																																																																																																																																																			
Average	0.0793																																																																																																																																																		
Std Dev	0.0006																																																																																																																																																		
Rel Std Dev(%)	0.7277																																																																																																																																																		
Test	g/210L	Time																																																																																																																																																	
Air Blank	0.000	10:20																																																																																																																																																	
Control Test	0.200	10:20																																																																																																																																																	
Air Blank	0.000	10:21																																																																																																																																																	
Control Test	0.199	10:22																																																																																																																																																	
Air Blank	0.000	10:22																																																																																																																																																	
Control Test	0.198	10:23																																																																																																																																																	
Air Blank	0.000	10:23																																																																																																																																																	
Control Test Stats																																																																																																																																																			
Average	0.1990																																																																																																																																																		
Std Dev	0.0010																																																																																																																																																		
Rel Std Dev(%)	0.5025																																																																																																																																																		
Test	g/210L	Time																																																																																																																																																	
Air Blank	0.000	10:35																																																																																																																																																	
Control Test	0.079	10:35																																																																																																																																																	
Air Blank	0.000	10:35																																																																																																																																																	
Control Test	0.079	10:36																																																																																																																																																	
Air Blank	0.000	10:36																																																																																																																																																	
Control Test	0.078	10:37																																																																																																																																																	
Air Blank	0.000	10:37																																																																																																																																																	
Control Test Stats																																																																																																																																																			
Average	0.0787																																																																																																																																																		
Std Dev	0.0006																																																																																																																																																		
Rel Std Dev(%)	0.7339																																																																																																																																																		

Florida Department of Law Enforcement Alcohol Testing Program

DEPARTMENT INSPECTION REPORT - INTOXILYZER 8000

Agency: COLLIER COUNTY SO
Time of Inspection: 12:47

Date of Inspection: 02/27/2026

Serial Number: 80-000942
Software: 8100.27

Check or Test	YES	NO	Check or Test	YES	NO
Diagnostic Check (Pre-Inspection): OK	Yes		Date and/or Time Adjusted		No
Minimum Sample Volume Check: OK	Yes		Barometric Pressure Sensor Check: OK	Yes	
Alcohol Free Subject Test: 0.000	Yes		Mouth Alcohol Test: Slope Not Met	Yes	
Interferent Detect Test: Interferent Detect	Yes		Diagnostic Check (Post-Inspection): OK	Yes	

Alcohol Free Test (g/210L)	0.05g/210L Test (g/210L) Lot#:202406K Exp: 06/19/2026	0.08g/210L Test (g/210L) Lot#:202406L Exp: 06/19/2026	0.20g/210L Test (g/210L) Lot#:202406N Exp: 06/20/2026	0.08 g/210L Dry Gas Std Test (g/210L) Lot#:AG429602 Exp: 10/22/2026
0.000	0.047	0.078	0.200	0.078
0.000	0.048	0.078	0.199	0.078
0.000	0.048	0.078	0.200	0.078
0.000	0.048	0.078	0.200	0.079
0.000	0.048	0.078	0.200	0.078
0.000	0.048	0.078	0.199	0.078
0.000	0.048	0.078	0.199	0.079
0.000	0.048	0.078	0.200	0.079
0.000	0.047	0.078	0.199	0.078
0.000	0.048	0.079	0.199	0.078


Standard Deviations	0.0004	0.0003	0.0005	0.0004
---------------------	--------	--------	--------	--------

Average Standard Deviation of 0.05, 0.08 and 0.20 g/210L Tests: 0.0004 Number of Simulators Used: 5

Remarks:

The above instrument complies () does not comply () with Chapter 11D-8, FAC.

I certify that I performed this inspection in accordance with the provisions of Chapter 11D-8, FAC.


 _____ TAYLOR D GUTSCHOW
 Signature and Printed Name

02/27/2026
 Date



Calibration Certificate

Florida Department of Law Enforcement
Alcohol Testing Program
4700 Terminal Drive, Suite 1
Ft. Myers, FL 33907

This is to certify the calibration of Intoxilyzer 8000 serial number 80-000942, manufactured by CMI, Inc. was calibrated in accordance with FDLE/ATP Form 36 - Department Inspection Procedures - Intoxilyzer 8000.

Serial Number:	<u>80-000942</u>	UNCERTAINTY* \pm	
Owning Agency:	<u>COLLIER COUNTY SO</u>	0.050 g/ 210 L	0.004
Calibration Date:	<u>02/27/2026</u>	0.080 g/ 210 L	0.004
Calibration Time:	<u>12:47</u>	0.200 g/ 210 L	0.008
		0.080 g/ 210 L Dry Gas Control	0.005

All results are reported in g/ 210 L.

Bias is limited by calibration acceptance criteria. All calibration results must be within ± 0.005 or 5%, whichever is greater, of the target alcohol concentration.

*Uncertainty is based on fleet-wide data and is expressed to a 99.73% level of confidence (k=3).

The instrument results before and after any adjustment are found in the associated pre and post stability checks.

TRACEABILITY INFORMATION

This instrument was calibrated using solutions prepared by Alcohol Countermeasure Systems, Inc. (ACS). ACS prepared and certified these CRMs in accordance with ISO 17034 and ISO/ IEC 17025 Standards.

Simulator temperatures are traceable to NIST. Simulator temperatures are checked with NIST traceable digital thermometers calibrated by Precision Metrology in accordance with ISO/ IEC 17025 standards.

Dry gas control measurements are traceable to NIST through the use of CRMs supplied by an accredited CRM supplier. The supplier of dry gas standard controls prepared and certified the CRMs in accordance with ISO Guide 34 and ISO/ IEC 17025 standards. This document shall not be reproduced except in full, without written approval of the Florida Department of Law Enforcement Alcohol Testing Program.

Taylor
Gutschow
Digitally signed by Taylor
Gutschow
Date: 2026.03.04 11:09:55
-05'00'

02/27/2026

Date

TAYLOR D GUTSCHOW,

Department Inspector

FDLE/ATP Form 69 January 2026

Issuing Authority: Alcohol Testing Program

Service • Integrity • Respect • Quality