

Medical Examiners Commission

2006

ANNUAL REPORT

Published July 2007

Stephen J. Nelson, M.A., M.D.
Chairman

Jon R. Thogmartin, M.D. • Honorable Bruce Colton, J.D. • Sheriff Grady C. Judd
Mariana Caballero, L.F.D. • Ken Jones • Honorable Robert H. Dillinger, J.D.
Honorable Robert J. Krauss, J.D. • Honorable Elizabeth Porter

From the Chairman of the Medical Examiners Commission

On behalf of the Medical Examiners Commission, as its Chairman, I am pleased to submit this annual report to Governor Crist and to the Florida Legislature, “...*setting forth the activities and findings of the several district medical examiners*” as required by law. A copy of this annual report is also made available to each Board of County Commissioners, since county government is the sole source of funding for Florida’s 24 medical examiner districts.

The Medical Examiners Commission welcomed Columbia County Commissioner Elizabeth Porter to the Commission in 2006. Mrs. Porter represents county commission concerns as provided by statute. Mrs. Porter filled a long-standing vacancy on the Commission.

The Report of Drugs Identified in Deceased Persons continues to include highly sought after information. The Drug Enforcement Administration (DEA) is appreciative for the report and is utilizing it to assist prosecutors in an internet prescription drug sales investigation. Due to the rising number of Methadone related deaths, the Florida Office of Drug Control is making an effort to reduce the misuse of Methadone. The LA Times requested data specific to the increasing abuse trend of Fentanyl. This unique report continues to shed light on the unfortunate yet enduring problem of both prescription and illicit drugs. Furthermore, the report assists Florida’s state and local agencies in allocating and focusing its resources toward prevention, education, and treatment.

The Medical Examiners Commission joined an initiative to resolve a mounting backlog of unidentified deceased cases in Florida. The Florida Department of Law Enforcement and all 24 districts are working together to solve the more than 500 unidentified deceased cases reported in our state. With new technology and advances in forensic science, the initiative is already making progress. The initiative is modeled after a successful effort undertaken by the District 13 Medical Examiner’s Office which resulted in the identification of 14 of their 25 unidentified deceased cases. This opportunity provided closure to many families and is likely to provide new leads for unsolved homicides.

Stephen J. Nelson, M.A., M.D.
Chairman, Medical Examiners Commission

TABLE OF CONTENTS

	Page
Table of Contents	1
Introduction.....	2
Summary	2
Commission Appointments	2
District Medical Examiner Reappointments of Districts 1, 2, 4, 5 and 6....	3
District Medical Examiner Appointment of Districts 7 & 24.....	3
District Medical Examiner Resignation from District 18.....	3
Probable Cause Panels	3
Violent Crime and Drug Control Council	3
State Child Fatality Review Committee.....	4
Annual Educational Conference.....	4
Methodology	5
Table I 2006 District Demographics and Annual Workload Activity Reports.....	6
Table I-A Workload by Depth of Examination	7
Table II Cases Accepted Related to District Populations.....	8
Table III Autopsies Related to Total Deaths, to Population, and to Violent Deaths..	8
Table IV Percent of Medical Cases Autopsied	9
Table V Ranking Violent Death Rates	10
Table VI Ranking by Numbers of Violent Deaths	11
Table VII District Death Rates as Related to Autopsy Rates	11
Table VIII Fifteen Year Comparison of SIDS Deaths.....	12
Table IX Fifteen Year Comparison of Violent Death Rates	13
Chart Ia Medical Examiner Jurisdiction.....	14
Chart Ib Cases Reviewed by Medical Examiners	14
Chart IIa Violent vs. Non-Violent Deaths	15
Chart IIb Violent Death Workload.....	15
Chart IIIa Autopsy Workload as Percent of Total Population.....	16
Chart IIIb Autopsy Workload as Percent of Total Deaths.....	16
Chart IIIc Autopsy Workload as Percent of Deaths Referred	16
Chart IIId Autopsy Workload as Percent of Deaths Accepted	16
Chart IVa Workload by Depth of Examinations- Homicide	17
Chart IVb Workload by Depth of Examinations - Suicide	17
Chart IVc Workload by Depth of Examinations - Undetermined ..	17
Chart IVd Workload by Depth of Examinations - Accident Motor Vehicle ..	17
Chart IVe Workload by Depth of Examinations - Non-Motor Vehicle	17
Chart IVf Workload by Depth of Examinations - Natural	17
Chart V Historical Workload – Cases Referred to Medical Examiners.....	18
Appendix 1 Medical Examiners Commission	19
Appendix 2 District Medical Examiners.....	20
Appendix 3 Associate Medical Examiners	21
Appendix 4 Map of Florida Depicting Medical Examiners Districts	22
Appendix 5 Medical Examiners Commission Term Schedules	23
Appendix 6 District Medical Examiners Term Schedules..	24

INTRODUCTION

The Medical Examiners Act, Chapter 406 Part I, Florida Statutes, was enacted by the 1970 Legislature in order to establish minimum and uniform standards of excellence in statewide medical examiner services. Section 406.02(4)(a), Florida Statutes, requires a report to the Governor and to the Legislature correlating and setting forth the activities and findings of the district medical examiners. This report is submitted in compliance with the requirement cited above and illustrates the direction taken by the Medical Examiners Commission during 2006 to assure the maintenance of an effective and viable program of medical examiner services throughout Florida.

SUMMARY

Medical examiners in Florida continue to have at least some level of oversight over approximately two-thirds of the deaths in Florida (See Charts 1a and 1b). Of the approximately 171,000 deaths in the State of Florida in 2006, 110,128 Florida deaths came under medical examiner jurisdiction. While most of these (87,441 deaths or approximately 79%) were for the review of cremation requests, medical examiners accepted jurisdiction pursuant to Florida Statutes of 22,687 (21%) deaths. Forensic autopsies were performed on 16,942 individuals before the death certificate was signed by the medical examiner.

The manner of death (See Table 1A) is a very important determination that is made by the medical examiner. Natural deaths accounted for 37% of the caseload of medical examiners, followed by 27% for non- motor vehicular accidents and 16% for motor vehicular accidents. Suicides, homicides, and undetermined/pending accounted for the remainder at 11%, 6%, and 3% respectively of the cases accepted by medical examiners.

The workload of medical examiner offices continues its increase in Florida in recent years as can be seen in Chart V. Increasingly, cremation has become a more frequent means of final disposition for bodies in Florida and, accordingly, their review and approval by medical examiners have increased.

COMMISSION APPOINTMENTS

Mrs. Elizabeth Porter was newly appointed to the Commission in March of 2006 to represent county commission concerns in the state of Florida. Mrs. Porter was elected to the Columbia County Commission in 2004 and was chosen as its Chairwoman in December of 2006. Mrs. Porter is an active member of fourteen charitable organizations.

DISTRICT MEDICAL EXAMINER APPOINTMENTS AND REAPPOINTMENTS

In 2006, the District Medical Examiners from Districts 1, 2, 4, 5 and 6 were reappointed by the Governor for additional three-year terms:

District 1:	Dr. Andrea N. Minyard
District 2:	Dr. David T. Stewart
District 4:	Dr. Margarita Arruza
District 5:	Dr. Steven C. Cogswell
District 6:	Dr. Jon R. Thogmartin

DISTRICTS 7 AND 24

Dr. Marie A. Hermann was chosen to serve as the Medical Examiner for District 7 as of December 1, 2006. The vacancy occurred as a result of Dr. Thomas R. Beaver's resignation. Volusia County exercised Home Rule authority for the appointment, thus they did not seek gubernatorial appointment for Dr. Hermann. Seminole County continued their contractual relationship with District 7 for medical examiner services; accordingly Dr. Hermann was named the Acting Medical Examiner for District 24.

DISTRICT 18

As of October 31, 2006, Dr. Robert E. Whitmore resigned from his position as the District 18 Medical Examiner. A Search Committee was formed by State Attorney Norman R. Wolfinger and a candidate will be submitted to the Commission for recommendation of gubernatorial appointment in the near future.

PROBABLE CAUSE PANELS

A complaint was forwarded to the Commission from the Department of Health's Medical Quality Assurance (MQA) Program against Dr. Barbara C. Wolf from when she was an associate medical examiner in Palm Beach County. The Panel did not find Probable Cause in this case. A letter along with the Probable Cause Panel Report was forwarded to the MQA Program in support of Dr. Wolf. The medical examiner on the Panel complimented Dr. Wolf on the performance of such a thorough and skillful autopsy.

Several complaints were submitted to the Commission against Dr. Charles F. Siebert, Jr., District 14 Medical Examiner. A complaint from former Attorney General Crist and additional individual family complaints alleged mistakes on autopsy reports issued by Dr. Siebert. An audit was conducted of Dr. Siebert's autopsy reports and 39 of 698 were found to have technical errors. Probable Cause was found that Dr. Siebert did violate §406.075(1)(i), Florida Statutes, which states in pertinent part: "*Negligence or the failure to perform the duties required of a medical examiner with that level of care or skill which is recognized by reasonably prudent medical examiners as being acceptable under similar conditions and circumstances.*" The Commission recommended the sanction of a period of probation with both direct and indirect supervision lasting for as long as Dr. Siebert served as a District Medical Examiner. Initially Dr. Siebert executed his Election of Rights Form to request a formal hearing, but subsequently he amended it to accept the Commission's sanction of direct and indirect supervision.

VIOLENT CRIME AND DRUG CONTROL COUNCIL (VCDCC)

Through existing partnerships with federal, state, and local law enforcement, the Violent Crime and Drug Control Council (VCDCC) continues to play an integral role in supporting initiatives to protect Florida's citizens, visitors, property and communities. Since the Council's inception in 1993, it has maintained a reputation for initiating and supporting legislation to improve the overall quality of life for the State of Florida and its citizens, especially protecting our children from sexual predators/offenders, cyber crimes, and street gangs. The significant impact of the Council can be realized by the overall financial relief it provides to local and state law enforcement agencies across the state. As a direct result of the Council's 2006 assistance, 74 cases involving 70 different agencies focusing on violent crime, major drug/illicit

money laundering, and victim/witness protection and relocation have experienced great success in their investigative efforts.

The Council is composed of 14 members, one of whom is the medical examiner representative, Dr. Margarita Arruza (District 4). The Council is routinely briefed on the semi-annual and annual Medical Examiners reports regarding drug-related deaths. During 2006, the Council invited experts to make presentations on the Child Abuse Death Review Annual Report as well as the joint Initiative between FDLE's Missing Children Information Clearinghouse (MCIC) and Florida's Medical Examiners Commission to identify Florida's unidentified deceased persons.

STATE CHILD ABUSE DEATH REVIEW TEAM

The State Child Abuse Death Review Committee reviewed 94 cases in 2006, representing deaths that occurred in 2005 of infants and children less than 18 years of age that had been verified by the Department of Children and Families (DCF) as being related to child abuse or neglect, compared with 108 deaths in 2004. These cases included 56 males and 38 females. Fifty-nine of the children were white, 32 black, one Asian and one of another race. Forty-one percent of the children were less than one year of age and 82% were five years old or younger. There had been prior reports to DCF of abuse or neglect in 60% of the cases.

Florida's data continues to parallel national statistics that indicate a prevalence of neglect-related deaths. Sixty-three percent of the 94 deaths were neglect-related, while 37% were abuse-related. Fifty-one deaths were classified as accidental. Drowning continued to be the major cause of accidental child deaths in Florida. Of the 26 drowning cases, 66% occurred in residential pools and all were attributed to inadequate supervision and classified as preventable. There was an increase in the recognition of infant deaths related to the child's sleep environment, with 14 deaths attributed to unsafe sleeping conditions. Six children died in motor vehicle crashes. Two died of hyperthermia after having been left unattended in vehicles. This was a decrease from the 10 deaths of children left in vehicles in 2004, and is believed to have resulted from the media attention given to these deaths and to related criminal prosecutions. Thirty-two of the deaths were classified as homicides. Of these homicides, 75% were children under the age of five years, and 22 were killed by inflicted blunt trauma.

The Child Abuse Death Review Committee's accomplishments in 2005 included the establishment of 22 new local child death review teams, leaving only one more local team to be organized. Additionally, Committee members provided training to over 1,250 child death investigation professionals, including law enforcement, child protection teams, child advocacy centers and the Florida Association of Medical Examiners.

The Committee's 2005 recommendations included the expansion of the statewide child review process to include all child deaths, with the goal of providing comprehensive data about the causes of child deaths in Florida and the risk factors associated with preventable child deaths. The Committee also recommended that Florida's medical examiner districts participate in the Center for Disease Control and Prevention initiative aimed at providing a database that will be a central repository for data obtained in the investigation of sudden and unexplained infant deaths. The objective of this project is to facilitate quality infant death investigations and to identify the risk factors associated with specific causes of death, with the ultimate goal of preventing many future infant deaths.

ANNUAL EDUCATIONAL CONFERENCE

The 33rd Annual Educational Conference was held at the Jupiter Beach Resort and Spa. The conference was hosted by the District 15 Medical Examiners Office and Dr. Bruce Goldberger of The William R. Maples Center for Forensic Medicine. The theme for the conference was *Hot Topics in Forensic Science and Death Investigation*. The program consisted of a wide variety of interesting and informative lectures including child death investigations, unidentified human remains, avian flu pandemic, neuropharmacology of cocaine – excited delirium, and in-custody death investigations.

METHODOLOGY

Death numbers in Florida reflect the total number of Certificates of Death recorded in 2006 by local county registrars of Vital Statistics. These include both resident and non-resident deaths. This data was obtained from the Office of Vital Statistics in the Department of Health. Rates related to deaths in this report are medical examiner cases per every one thousand recorded deaths.

Population estimates (as of April 1, 2007) for the State of Florida were provided by the Finance & Economic Analysis Section of the Executive Office of the Governor. Unless otherwise noted, rates related to population in this report are deaths for every one thousand residents.

Information concerning autopsy numbers and other workload distribution figures are supplied by the twenty-four medical examiner districts in their Annual Report Workload Data Forms. These forms are filed annually with the Medical Examiners Commission staff in April or May of each year. (See Tables I and I-A).

TABLE I
2006 District Demographics and Annual Workload Activity Reports

District	Population	Total District Deaths	Natural	Accident: Motor Vehicle	Accident: Non-Motor Vehicle	Suicide	Homicide	Undetermined	Pending	Total Violent Deaths	Fetal Deaths	Human Archaeological Remains	Non-Human Remains	Total Cremation Approvals (CA)	Total Cases Referred to ME	Total Cases Accepted (incl CA)	Cases Referred Minus CA	Cases Accepted Minus CA	Jurisdiction Declined	SIDS	Police Custody or Penal Inst.
	A	B	C	D	E	F	G	H	I	J	K	L	M	N	O	P	Q	R	S	T	U
1	699,533	5,990	370	126	292	110	34	8	11	581	3	5	6	2,145	4,528	3,096	2,383	951	1,432	3	4
2	404,597	2,678	167	89	107	39	14	9	1	259	0	0	0	706	1,659	1,132	953	426	527	2	14
3	160,405	1,399	96	64	45	25	9	2	1	146	0	1	0	545	859	787	314	242	72	0	4
4	1,124,324	9,653	366	203	357	144	148	28	10	890	1	3	13	4,117	5,755	5,373	1,638	1,256	382	4	180
5	968,211	12,076	470	180	325	156	31	20	45	757	1	1	3	8,280	10,208	9,507	1,928	1,227	701	1	23
6	1,372,457	17,315	481	245	610	255	91	24	0	1,225	2	0	25	11,476	13,835	13,182	2,359	1,706	653	0	14
7	503,844	6,064	277	121	143	108	29	7	0	408	1	1	5	3,465	4,491	4,150	1,026	685	341	5	4
8	368,046	3,842	210	156	114	47	30	26	13	386	0	0	6	1,773	2,689	2,369	916	596	320	5	103
9	1,335,427	9,389	636	279	336	142	169	37	0	963	7	2	0	4,883	7,754	6,482	2,871	1,599	1,272	10	9
10	688,907	6,809	289	193	201	90	29	13	0	526	1	1	9	3,436	4,683	4,251	1,247	815	432	0	4
11	2,437,022	18,924	1,020	413	532	212	260	12	84	1,513	10	1	11	6,786	9,755	9,319	2,969	2,533	436	5	65
12	720,875	8,357	372	111	278	108	30	16	0	543	1	1	0	5,700	7,306	6,615	1,606	915	691	2	6
13	1,164,425	9,911	857	268	502	184	75	28	0	1,057	1	4	26	4,879	7,481	6,793	2,602	1,914	688	5	12
14	288,958	2,788	157	102	113	40	11	2	0	268	0	0	4	732	2,337	1,157	1,605	425	1,180	0	3
15	1,287,987	13,519	353	251	448	166	102	49	57	1,073	3	0	4	5,638	7,979	7,064	2,341	1,426	915	0	10
16	80,510	593	72	15	56	20	2	2	0	95	1	1	6	397	598	564	201	167	34	0	0
17	1,753,162	14,681	731	265	525	184	98	33	63	1,168	2	2	3	6,185	9,255	8,084	3,070	1,899	1,171	5	3
18	543,050	5,576	344	119	261	100	28	24	1	533	4	1	5	2,951	4,457	3,828	1,506	877	629	1	5
19	575,888	5,906	327	106	251	89	31	4	0	481	0	2	11	3,430	4,711	4,238	1,281	808	473	2	9
20	326,658	2,684	150	52	187	39	5	2	24	309	0	0	0	1,802	2,514	2,261	712	459	253	2	0
21	635,082	6,166	360	178	309	109	61	8	0	665	1	0	7	4,076	7,275	5,101	3,199	1,025	2,174	1	5
22	160,315	2,119	81	29	37	27	3	1	0	97	0	0	0	1,462	1,929	1,640	467	178	289	0	1
23	328,782	2,496	100	70	63	51	21	0	0	205	0	1	2	1,466	2,069	1,771	603	305	298	4	0
24	420,667	2,325	117	18	59	43	15	1	0	136	1	0	2	1,111	1,664	1,364	553	253	300	1	2
State	18,349,132	171,260	8,403	3,653	6,151	2,488	1,326	356	310	14,284	40	27	148	87,441	125,791	110,128	38,350	22,687	15,663	58	480

Note: Columns are labeled for easy reference to other tables in report.

TABLE I-A
2006 Workload by Depth of Examination

	Natural				Acc: Motor Veh				Acc: Non Motor Veh				Suicide				Homicide				Undetermined				Pending				Totals for Year		
District	Autopsied	Body Inspected	Case Investigated only	Total	Autopsied	Body Inspected	Case Investigated only	Total	Autopsied	Body Inspected	Case Investigated only	Total	Autopsied	Body Inspected	Case Investigated only	Total	Autopsied	Body Inspected	Case Investigated only	Total	Autopsied	Body Inspected	Case Investigated only	Total	Autopsied	Body Inspected	Case Investigated only	Total	Autopsied	Body Inspected	Case Investigated only
	a	b	c	d	e	f	g	h	i	j	k	l	m	n	o	p	q	r	s	t	u	v	w	x	y	z	aa	bb	cc	dd	ee
1	118	22	230	370	93	8	25	126	188	8	96	292	107	3	0	110	34	0	0	34	6	0	2	8	9	0	2	11	555	41	355
2	83	77	7	167	83	6	0	89	58	38	11	107	39	0	0	39	14	0	0	14	8	1	0	9	1	0	0	1	286	122	18
3	68	15	13	96	61	0	3	64	39	1	5	45	25	0	0	25	9	0	0	9	2	0	0	2	1	0	0	1	205	16	21
4	273	44	49	366	163	37	3	203	270	51	36	357	142	2	0	144	148	0	0	148	28	0	0	28	10	0	0	10	1,034	134	88
5	272	195	3	470	169	10	1	180	196	110	19	325	156	0	0	156	31	0	0	31	19	1	0	20	45	0	0	45	888	316	23
6	236	245	0	481	194	51	0	245	410	200	0	610	255	0	0	255	91	0	0	91	24	0	0	24	0	0	0	0	1,210	496	0
7	197	76	4	277	105	15	1	121	114	23	6	143	106	2	0	108	28	1	0	29	6	1	0	7	0	0	0	0	556	118	11
8	162	48	0	210	147	9	0	156	52	61	1	114	46	1	0	47	28	2	0	30	25	1	0	26	12	1	0	13	472	123	1
9	357	265	14	636	212	60	7	279	211	80	45	336	134	8	0	142	169	0	0	169	37	0	0	37	0	0	0	0	1,120	413	66
10	176	95	18	289	174	10	9	193	141	15	45	201	89	1	0	90	29	0	0	29	13	0	0	13	0	0	0	0	622	121	72
11	728	290	2	1,020	407	6	0	413	430	30	72	532	212	0	0	212	260	0	0	260	8	3	1	12	84	0	0	84	2,129	329	75
12	222	147	3	372	107	3	1	111	194	77	7	278	108	0	0	108	30	0	0	30	16	0	0	16	0	0	0	0	677	227	11
13	568	281	8	857	256	11	1	268	319	116	67	502	182	2	0	184	74	1	0	75	28	0	0	28	0	0	0	0	1,427	411	76
14	70	87	0	157	86	16	0	102	81	32	0	113	37	3	0	40	11	0	0	11	2	0	0	2	0	0	0	0	287	138	0
15	295	54	4	353	239	10	2	251	337	99	12	448	165	1	0	166	102	0	0	102	47	2	0	49	55	2	0	57	1,240	168	18
16	35	37	0	72	15	0	0	15	51	4	1	56	20	0	0	20	2	0	0	2	2	0	0	2	0	0	0	0	125	41	1
17	380	347	4	731	243	22	0	265	370	138	17	525	173	11	0	184	96	1	1	98	29	3	1	33	57	6	0	63	1,348	528	23
18	211	132	1	344	105	14	0	119	178	76	7	261	100	0	0	100	28	0	0	28	22	2	0	24	0	1	0	1	644	225	8
19	206	108	13	327	101	5	0	106	147	62	42	251	89	0	0	89	31	0	0	31	4	0	0	4	0	0	0	0	578	175	55
20	63	87	0	150	51	1	0	52	76	111	0	187	39	0	0	39	5	0	0	5	1	1	0	2	24	0	0	24	259	200	0
21	191	165	4	360	174	3	1	178	176	128	5	309	109	0	0	109	61	0	0	61	6	2	0	8	0	0	0	0	717	298	10
22	34	47	0	81	29	0	0	29	34	3	0	37	26	1	0	27	3	0	0	3	0	1	0	1	0	0	0	0	126	52	0
23	31	55	14	100	64	6	0	70	54	9	0	63	51	0	0	51	21	0	0	21	0	0	0	0	0	0	0	0	221	70	14
24	92	23	2	117	17	1	0	18	50	6	3	59	41	2	0	43	15	0	0	15	1	0	0	1	0	0	0	0	216	32	5
State	5,068	2,942	393	8,403	3,295	304	54	3,653	4,176	1,478	497	6,151	2,451	37	0	2,488	1,320	5	1	1,326	334	18	4	356	298	10	2	310	16,942	4,794	951

Note: Cases *Investigated Only* means the body was not viewed by a medical examiner (ME), although the case was certified by an ME.

Columns are labeled for easy reference to other tables in report.

TABLE II						
Cases Accepted by Medical Examiners Related to District Population						
(R/.001A)			(N/.001A)			
Rank	Dist	Autopsies and Other Investigations	Rank	Dist	Cremation Approvals	
1	16	2.074	1	22	9.120	
2	13	1.644	2	5	8.552	
3	8	1.619	3	6	8.362	
4	18	1.615	4	12	7.907	
5	21	1.614	5	7	6.877	
6	3	1.509	6	21	6.418	
7	14	1.471	7	19	5.956	
8	20	1.405	8	20	5.516	
9	19	1.403	9	18	5.434	
10	7	1.360	10	10	4.988	
11	1	1.359	11	16	4.931	
12	12	1.269	12	8	4.817	
13	5	1.267	13	23	4.459	
14	6	1.243	14	15	4.377	
15	9	1.197	15	13	4.190	
16	10	1.183	16	4	3.662	
17	4	1.117	17	9	3.657	
18	22	1.110	18	17	3.528	
19	15	1.107	19	3	3.398	
20	17	1.083	20	1	3.066	
21	2	1.053	21	11	2.785	
22	11	1.039	22	24	2.641	
23	23	0.928	23	14	2.533	
24	24	0.601	24	2	1.745	

TABLE III											
Autopsies Related to Population, Total Deaths and Violent Deaths											
(cc/B)			(cc/.001A)			(cc/J)					
Rank	Dist	Autopsies/ Total Deaths	Rank	Dist	Autopsies/ Population	Rank	Dist	Autopsies/ Violent Deaths			
1	16	0.211	1	16	1.553	1	24	1.588			
2	3	0.147	2	8	1.282	2	11	1.407			
3	13	0.144	3	3	1.278	3	3	1.404			
4	8	0.123	4	13	1.225	4	7	1.363			
5	9	0.119	5	18	1.186	5	13	1.350			
6	21	0.116	6	21	1.129	6	16	1.316			
7	18	0.115	7	7	1.104	7	22	1.299			
8	11	0.113	8	19	1.004	8	12	1.247			
9	4	0.107	9	14	0.993	9	8	1.223			
10	2	0.107	10	15	0.963	10	18	1.208			
11	14	0.103	11	12	0.939	11	19	1.202			
12	19	0.098	12	4	0.920	12	10	1.183			
13	20	0.096	13	5	0.917	13	5	1.173			
14	24	0.093	14	10	0.903	14	9	1.163			
15	1	0.093	15	6	0.882	15	4	1.162			
16	17	0.092	16	11	0.874	16	15	1.156			
17	15	0.092	17	9	0.839	17	17	1.154			
18	7	0.092	18	1	0.793	18	2	1.104			
19	10	0.091	19	20	0.793	19	21	1.078			
20	23	0.089	20	22	0.786	20	23	1.078			
21	12	0.081	21	17	0.769	21	14	1.071			
22	5	0.074	22	2	0.707	22	6	0.988			
23	6	0.070	23	23	0.672	23	1	0.955			
24	22	0.059	24	24	0.513	24	20	0.838			

TABLE IV						
Percent of Medical Examiner Cases Autopsied						
	(a/d)	(e/h)	(i/l)	(m/p)	(q/t)	(u/x)
District	Natural	Accident: Motor Vehicle	Accident: Non-Motor Vehicle	Suicide	Homicide	Undetermined
1	31.9%	73.8%	64.4%	97.3%	100.0%	75.0%
2	49.7%	93.3%	54.2%	100.0%	100.0%	88.9%
3	70.8%	95.3%	86.7%	100.0%	100.0%	100.0%
4	74.6%	80.3%	75.6%	98.6%	100.0%	100.0%
5	57.9%	93.9%	60.3%	100.0%	100.0%	95.0%
6	49.1%	79.2%	67.2%	100.0%	100.0%	100.0%
7	71.1%	86.8%	79.7%	98.1%	96.6%	85.7%
8	77.1%	94.2%	45.6%	97.9%	93.3%	96.2%
9	56.1%	76.0%	62.8%	94.4%	100.0%	100.0%
10	60.9%	90.2%	70.1%	98.9%	100.0%	100.0%
11	71.4%	98.5%	80.8%	100.0%	100.0%	66.7%
12	59.7%	96.4%	69.8%	100.0%	100.0%	100.0%
13	66.3%	95.5%	63.5%	98.9%	98.7%	100.0%
14	44.6%	84.3%	71.7%	92.5%	100.0%	100.0%
15	83.6%	95.2%	75.2%	99.4%	100.0%	95.9%
16	48.6%	100.0%	91.1%	100.0%	100.0%	100.0%
17	52.0%	91.7%	70.5%	94.0%	98.0%	87.9%
18	61.3%	88.2%	68.2%	100.0%	100.0%	91.7%
19	63.0%	95.3%	58.6%	100.0%	100.0%	100.0%
20	42.0%	98.1%	40.6%	100.0%	100.0%	50.0%
21	53.1%	97.8%	57.0%	100.0%	100.0%	75.0%
22	42.0%	100.0%	91.9%	96.3%	100.0%	0.0%
23	31.0%	91.4%	85.7%	100.0%	100.0%	N/A
24	78.6%	94.4%	84.7%	95.3%	100.0%	100.0%
State	60.3%	90.2%	67.9%	98.5%	99.5%	93.8%

TABLE V Ranking of Violent Death Rates (Per Population / 1000)										
(D/.001A)			(E/.001A)		(G/.001A)		(F/.001A)		(J/.001A)	
Ranking	Dist	Mot Veh Acc/ Population	Dist	Non M-V Acc/ Population	Dist	Homicides/ Population	Dist	Suicides/ Population	Dist	Total Violent/ Population
1	8	0.424	16	0.696	4	0.132	16	0.248	16	1.255
2	3	0.399	20	0.572	9	0.127	7	0.214	8	1.054
3	14	0.353	21	0.487	11	0.107	6	0.186	21	1.049
4	21	0.280	18	0.481	21	0.096	18	0.184	18	0.981
5	10	0.280	6	0.444	8	0.082	21	0.172	3	0.960
6	7	0.240	19	0.436	15	0.079	22	0.168	20	0.915
7	13	0.230	13	0.431	6	0.066	5	0.161	7	0.851
8	2	0.220	1	0.417	13	0.064	13	0.158	1	0.846
9	18	0.219	14	0.391	23	0.064	1	0.157	13	0.840
10	23	0.213	12	0.386	7	0.058	3	0.156	14	0.831
11	9	0.209	15	0.348	3	0.056	23	0.155	6	0.814
12	15	0.195	5	0.336	17	0.056	19	0.155	19	0.788
13	16	0.186	4	0.318	19	0.054	12	0.150	4	0.782
14	5	0.186	8	0.310	18	0.052	14	0.138	15	0.778
15	19	0.184	17	0.299	1	0.049	10	0.131	5	0.757
16	22	0.181	10	0.292	10	0.042	15	0.129	12	0.746
17	4	0.181	7	0.284	12	0.042	4	0.128	2	0.727
18	1	0.180	3	0.281	14	0.038	8	0.128	9	0.699
19	6	0.179	2	0.264	24	0.036	20	0.119	17	0.688
20	11	0.169	9	0.252	2	0.035	9	0.106	22	0.642
21	20	0.159	22	0.231	5	0.032	17	0.105	23	0.611
22	12	0.154	11	0.218	16	0.025	24	0.102	11	0.604
23	17	0.151	23	0.192	22	0.019	2	0.096	10	0.547
24	24	0.043	24	0.140	20	0.015	11	0.087	24	0.328

TABLE VI Ranking of Districts by Number of Violent Deaths			
(J)			
Rank	Violent Deaths	District	Geographical Area of Florida with Population Ranking (#)
1	1,513	11	Miami (#1)
2	1,225	6	St. Petersburg (#3)
3	1,168	17	Ft. Lauderdale (#2)
4	1,073	15	Palm Beach (#5)
5	1,057	13	Tampa (#6)
6	963	9	Orlando (#4)
7	890	4	Jacksonville (#7)
8	757	5	Leesburg (#8)
9	665	21	Ft. Myers (#12)
10	581	1	Pensacola (#10)
11	543	12	Sarasota (#9)
12	533	18	Melbourne (#14)
13	526	10	Lakeland (#11)
14	481	19	Ft. Pierce (#13)
15	408	7	Daytona Beach (#15)
16	386	8	Gainesville (#18)
17	309	20	Naples (#20)
18	268	14	Panama City (#21)
19	259	2	Tallahassee (#17)
20	205	23	St. Augustine (#19)
21	146	3	Live Oak (#22)
22	97	22	Port Charlotte (#23)
23	95	16	Florida Keys (#24)
24	34	24	Sanford (#16)
State	14,182		

TABLE VII District Death Rates as Related to Autopsy Rates			
(B/A)% (cc/B) (cc/.001A)			
Dist	Deaths/Population	Autopsies/Total Deaths	Autopsies/Population
1	0.86%	0.093	0.793
2	0.66%	0.107	0.707
3	0.87%	0.147	1.278
4	0.86%	0.107	0.920
5	1.25%	0.074	0.917
6	1.26%	0.070	0.882
7	1.20%	0.092	1.104
8	1.04%	0.123	1.282
9	0.70%	0.119	0.839
10	0.99%	0.091	0.903
11	0.78%	0.113	0.874
12	1.16%	0.081	0.939
13	0.85%	0.144	1.225
14	0.96%	0.103	0.993
15	1.05%	0.092	0.963
16	0.74%	0.211	1.553
17	0.84%	0.092	0.769
18	1.03%	0.115	1.186
19	1.03%	0.098	1.004
20	0.82%	0.096	0.793
21	0.97%	0.116	1.129
22	1.32%	0.059	0.786
23	0.76%	0.089	0.672
24	0.55%	0.093	0.513
State	0.93%	0.099	0.923

TABLE VIII

Fifteen Year Comparison of SIDS Deaths

(T)

Dist	1992	1993	1994	1995	1996	1997	1998	1999	2000	2001	2002	2003	2004	2005	2006
1	13	11	11	3	9	7	6	8	2	5	2	6	2	3	3
2	8	1	8	5	2	6	3	6	2	1	0	2	2	0	2
3	2	4	4	2	1	2	3	1	3	1	0	1	1	1	0
4	12	19	10	13	12	10	11	8	15	7	6	9	7	8	4
5	3	10	6	5	6	7	1	9	1	6	3	2	2	8	1
6	8	14	11	6	14	16	6	7	7	0	0	0	0	0	0
7	2	5	4	1	7	2	4	4	6	4	2	2	4	7	5
8	7	8	5	5	5	4	6	5	3	3	6	8	7	0	5
9	12	11	18	9	12	13	9	13	3	11	17	11	8	12	10
10	12	22	10	11	10	14	8	15	10	3	5	7	7	0	0
11	27	24	18	19	18	8	11	9	8	0	4	2	0	2	5
12	10	4	5	4	0	3	1	0	1	1	1	0	0	0	2
13	18	10	10	13	12	10	16	13	10	13	10	4	6	7	5
14	4	1	1	1	7	1	1	2	0	0	1	0	0	0	0
15	3	9	5	7	10	3	2	2	1	1	3	2	1	2	0
16	0	1	0	1	0	0	0	1	0	1	1	0	0	0	0
17	9	19	10	13	2	7	10	4	10	9	2	8	5	3	5
18	4	5	10	5	4	3	1	0	5	1	1	1	1	2	1
19	5	5	5	5	7	3	3	2	2	2	4	0	2	4	2
20	1	3	3	1	2	0	2	0	1	1	0	2	2	2	2
21	5	6	1	6	3	8	6	2	5	2	1	3	3	2	1
22	2	0	0	2	0	0	1	0	2	1	1	1	0	2	0
23	6	7	2	3	6	7	2	0	3	1	0	2	2	7	4
24	6	1	3	4	2	3	2	7	2	6	3	0	2	4	1
State	179	200	160	144	151	137	115	118	102	80	73	73	64	76	58

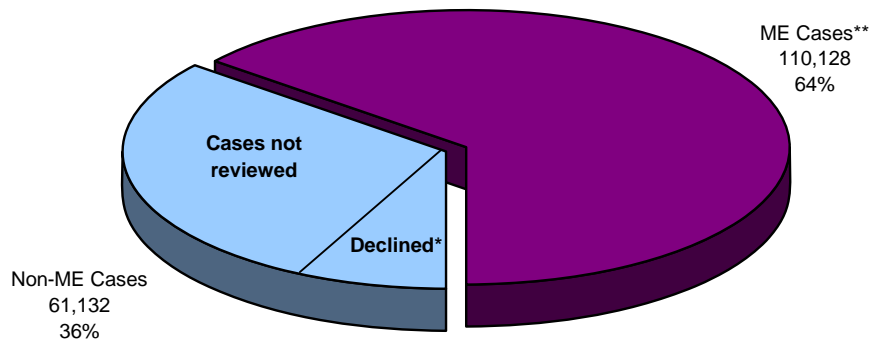
TABLE IX

Fifteen Year Comparison of Violent Death Rates

(J/.001A)

Dist	1992	1993	1994	1995	1996	1997	1998	1999	2000	2001	2002	2003	2004	2005	2006
1	0.577	0.592	0.581	0.564	0.597	0.583	0.574	0.517	0.576	0.664	0.714	0.763	0.787	0.867	0.831
2	0.651	0.666	0.615	0.634	0.615	0.541	0.572	0.554	0.688	0.530	0.621	0.359	0.560	0.736	0.640
3	0.662	0.832	0.802	0.689	0.670	0.723	0.681	0.660	0.749	0.690	0.976	0.773	0.848	0.981	0.910
4	0.659	0.628	0.638	0.613	0.609	0.589	0.598	0.620	0.634	0.703	0.740	0.743	0.793	0.802	0.792
5	0.672	0.739	0.676	0.685	0.618	0.648	0.702	0.587	0.702	0.784	0.796	0.755	0.711	0.792	0.782
6	0.590	0.574	0.565	0.644	0.582	0.615	0.597	0.642	0.647	0.721	0.766	0.805	0.846	0.825	0.893
7	0.594	0.728	0.673	0.663	0.626	0.716	0.705	0.724	0.652	0.670	0.814	0.769	0.838	0.867	0.810
8	0.764	0.780	0.694	0.743	0.698	0.696	0.718	0.672	0.733	0.705	0.802	0.947	0.905	1.072	1.049
9	0.601	0.584	0.639	0.669	0.657	0.582	0.691	0.664	0.621	0.655	0.615	0.617	0.695	0.730	0.721
10	0.638	0.645	0.538	0.626	0.578	0.604	0.590	0.614	0.622	0.641	0.669	0.665	0.788	0.569	0.764
11	0.741	0.811	0.705	0.730	0.720	0.684	0.670	0.648	0.598	0.585	0.615	0.586	0.584	0.608	0.621
12	0.497	0.523	0.500	0.584	0.599	0.547	0.557	0.559	0.627	0.634	0.554	0.689	0.731	0.763	0.753
13	0.710	0.738	0.776	0.783	0.729	0.743	0.793	0.818	0.795	0.797	0.896	0.879	0.847	0.864	0.908
14	0.563	0.694	0.658	0.748	0.744	0.603	0.767	0.669	0.847	0.884	0.863	0.891	0.844	0.845	0.927
15	0.631	0.610	0.651	0.614	0.641	0.623	0.651	0.659	0.660	0.700	0.691	0.789	0.774	0.792	0.833
16	0.840	0.881	0.960	0.815	0.943	1.003	0.909	1.126	0.741	1.464	1.085	1.242	1.120	1.226	1.180
17	0.534	0.628	0.597	0.613	0.636	0.638	0.596	0.625	0.544	0.609	0.649	0.641	0.646	0.693	0.666
18	0.563	0.597	0.527	0.640	0.618	0.576	0.595	0.583	0.701	0.750	0.888	0.872	0.848	1.002	0.981
19	0.635	0.622	0.686	0.677	0.604	0.575	0.650	0.622	0.675	0.858	0.867	0.897	0.951	0.827	0.835
20	0.837	0.802	0.731	0.815	0.736	0.890	0.787	0.797	0.704	0.756	0.836	0.838	0.865	0.941	0.946
21	0.910	0.782	0.868	0.772	0.822	0.834	0.874	0.927	0.912	0.956	0.941	0.929	1.082	1.113	1.047
22	0.590	0.559	0.368	0.556	0.518	0.442	0.394	0.497	0.551	0.505	0.485	0.507	0.682	0.669	0.605
23	0.686	0.717	0.653	0.723	0.625	0.759	0.738	0.735	0.723	0.630	0.694	0.680	0.695	0.649	0.624
24	0.301	0.289	0.284	0.278	0.334	0.370	0.459	0.342	0.318	0.299	0.335	0.385	0.357	0.335	0.081
State	0.644	0.668	0.635	0.657	0.643	0.636	0.652	0.647	0.647	0.682	0.715	0.721	0.748	0.772	0.773

Chart Ia
2006 Medical Examiner
Jurisdiction
Total Florida Deaths:
171,260



* Includes 15,663 Cases Reviewed but Jurisdiction Declined

** Includes Cases Accepted and Cremation Approvals

Chart Ib
Medical Examiner Workload
2006
Total Deaths Reviewed: 125,791

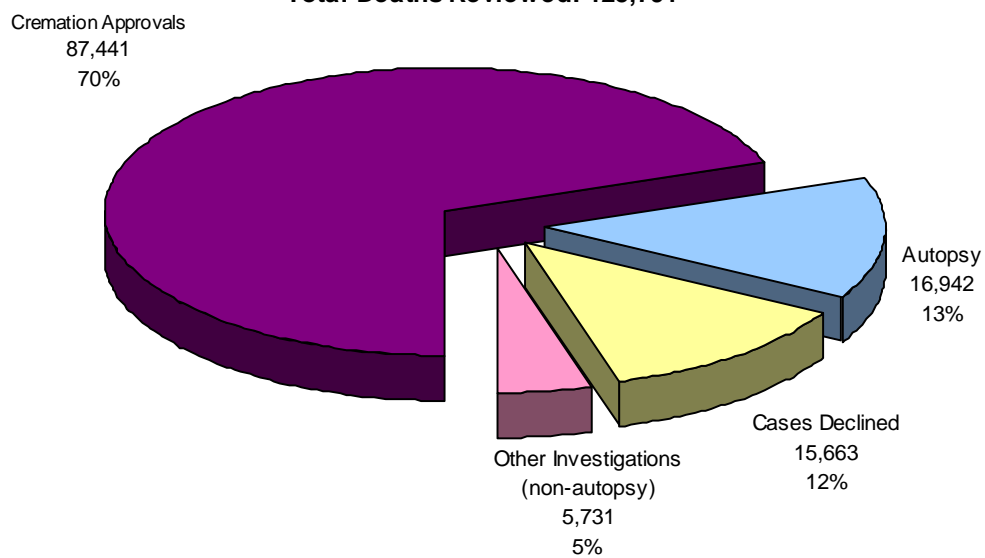


Chart IIa
2006
Violent vs. Non-Violent Deaths
Total Florida Deaths 171,260

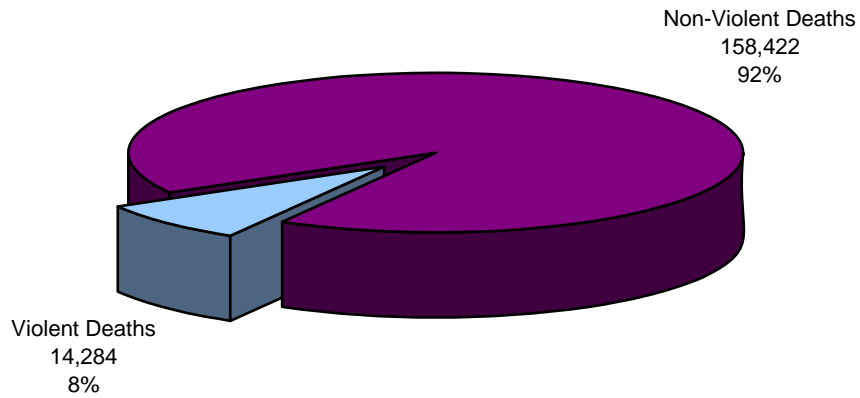
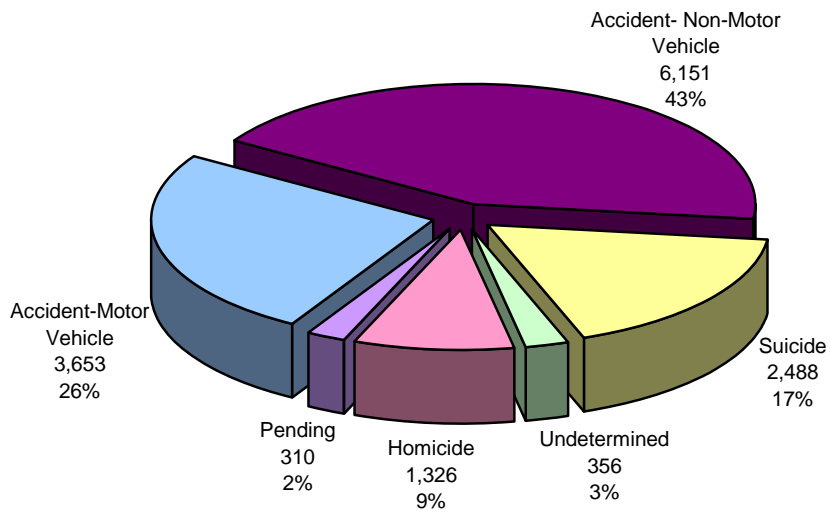
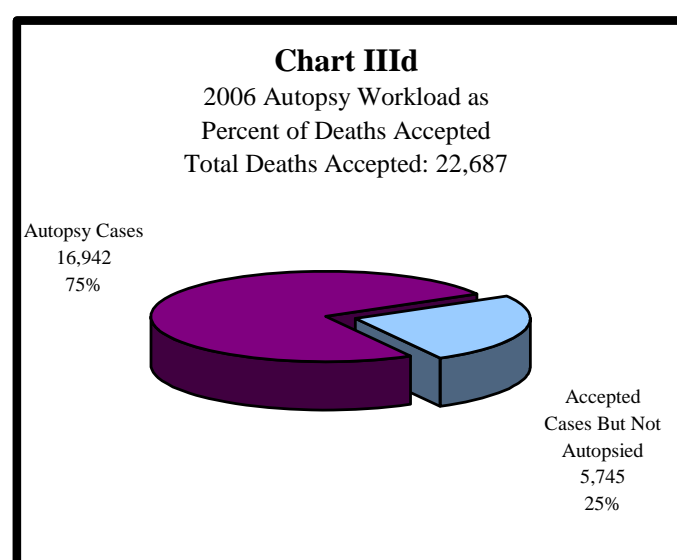
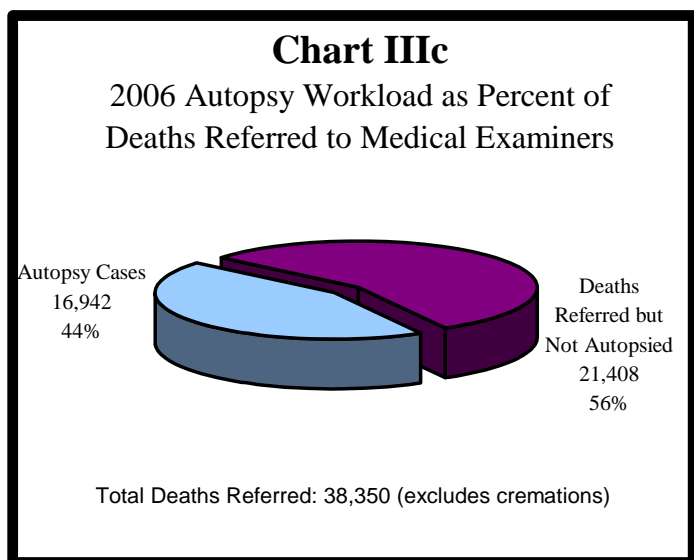
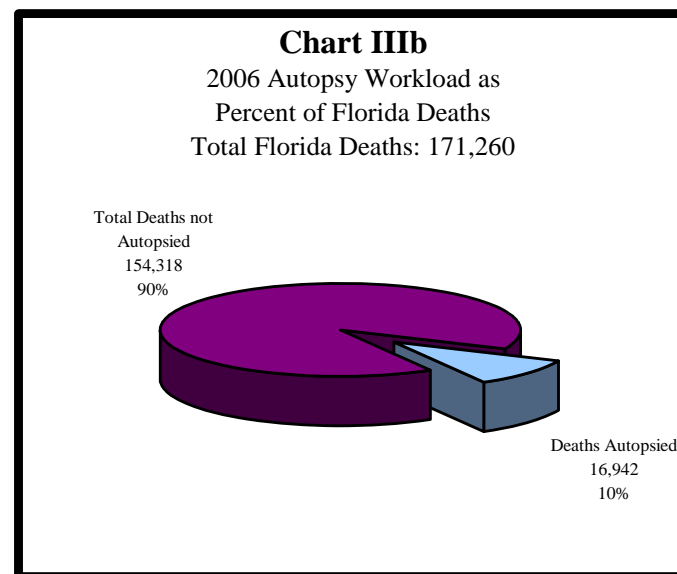
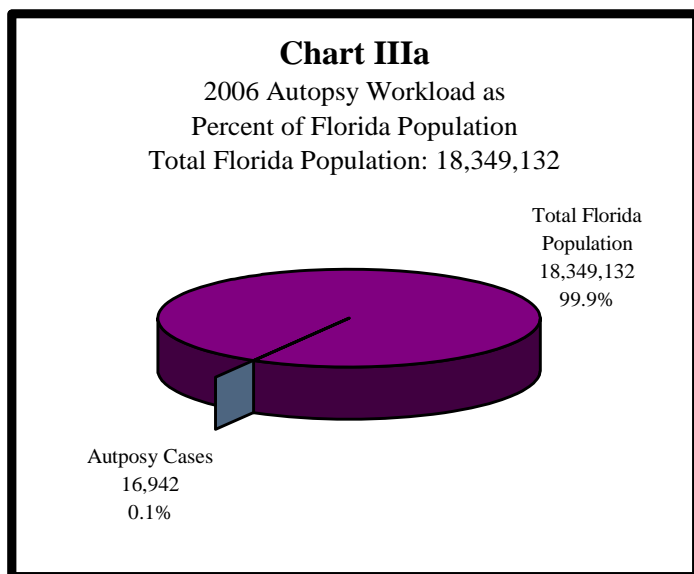


Chart IIb
2006
Violent Death Workload
Total Violent Deaths - 14,284





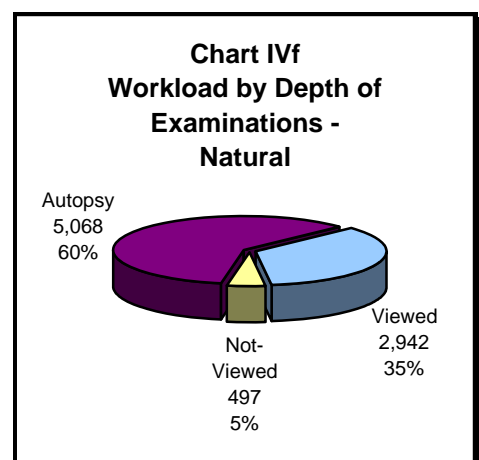
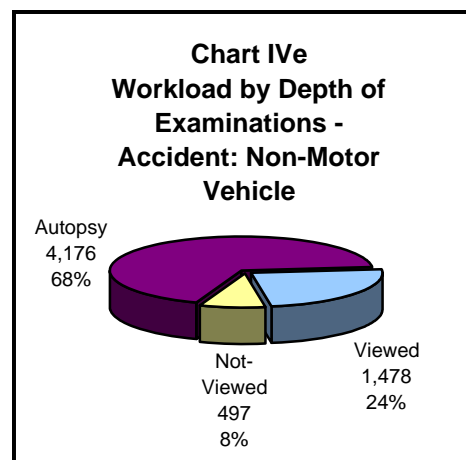
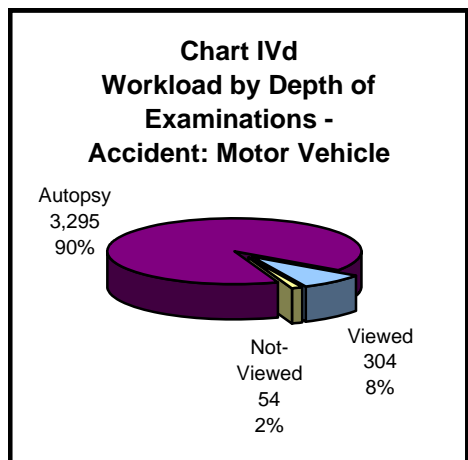
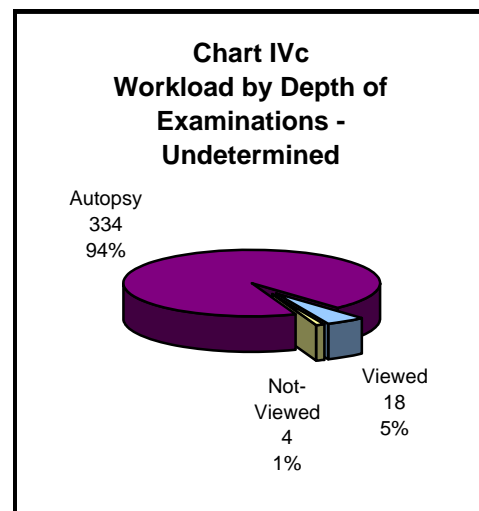
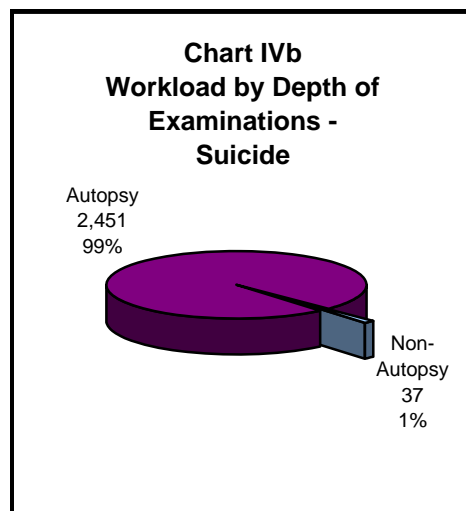
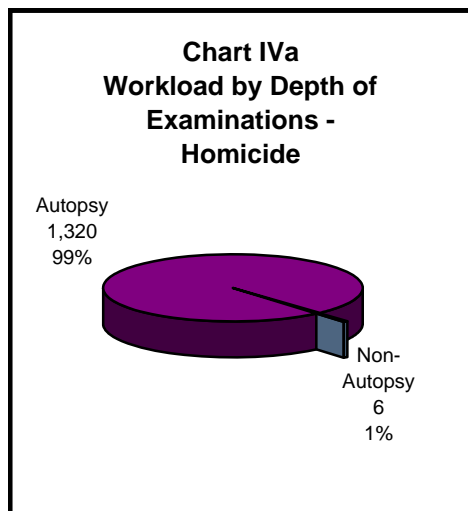
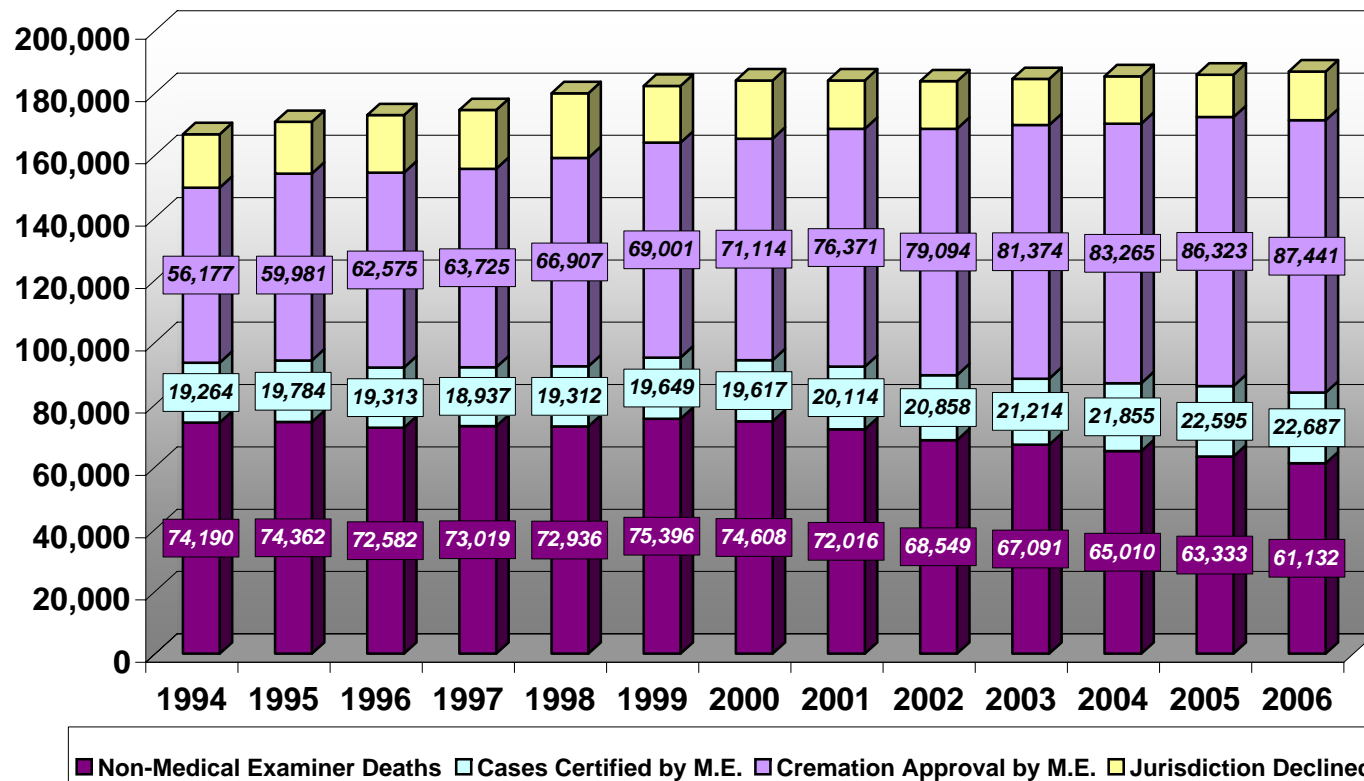


CHART V
Historical Workload
 Medical Examiner Cases
 Compared to All Florida Deaths
 1994 - 2006



APPENDIX 1

MEDICAL EXAMINERS COMMISSION

Stephen J. Nelson, M.A., M.D.

Chairman

District Ten Medical Examiner

1021 Jim Keene Boulevard

Winter Haven, Florida 33880

(863) 298-4600

FAX: (863) 298-5264

e-mail: StephenNelson@polk-county.net

Jon R. Thogmartin, M.D.

District Six Medical Examiner

10900 Ulmerton Road

Largo, Florida 33778

(727) 582-6800

FAX: (727) 582-6844

e-mail: dbreton@co.pinellas.fl.us

Honorable Grady C. Judd, Jr.

Sheriff, Polk County

455 North Broadway Avenue

Bartow, Florida 33830-3916

(863) 534-6647

FAX: (863) 534-6390

e-mail: gjudd@polksheriff.org

Mariana Caballero

Funeral Director

Stewart Enterprises

Post Office Box 141418

Miami, Florida 33114

(305) 221-8282

FAX: (305) 551-8608

e-mail: mcaballero@stewartenterprises.com

Kenneth T. Jones

Deputy State Registrar

Office of Vital Statistics Representative

Post Office Box 210

Jacksonville, Florida 32231

(904) 359-6900 xt. 1001

FAX: (904) 359-6931

e-mail: Ken_Jones@doh.state.fl.us

Honorable Robert H. Dillinger, J.D.

Public Defender, Sixth Judicial Circuit

Criminal Justice Center

14250 49th Street North

Clearwater, Florida 33762-2800

(727) 464-6866

FAX: (727) 464-6900

e-mail: pd6@wearethehope.org

Honorable Bruce H. Colton, J.D.

State Attorney, Nineteenth Judicial Circuit

411 South Second Street

Ft. Pierce, Florida 34950

(772) 465-3000

FAX: (772) 462-1214

e-mail: Bcolton@sao19.org

Robert J. Krauss, J.D.

Chief - Assistant Attorney General

Bureau Chief, Tampa Criminal Appeals

3507 East Frontage Road, Suite 200

Tampa, Florida 33607-7013

(813) 287-7900

FAX: (813) 281-5500

e-mail: bob.krauss@myfloridalegal.com

Honorable Elizabeth Porter

Commissioner, Columbia County

Post Office Box 1529

Lake City, Florida 32056-1529

(386) 758-1326

FAX: (386) 758-2182

e-mail: penny_stanley@columbiacountyfla.com

STAFF

Medical Examiners Commission
Florida Department of Law Enforcement
2331 Phillips Road (32308)
Post Office Box 1489
Tallahassee, Florida 32302
(850) 410-8600
FAX: (850) 410-8621

Bureau Chief Vickie Marsey (410-8600)
vickiemarsey@fdle.state.fl.us

Government Analyst II Jim Luten (410-8609)
jimluten@fdle.state.fl.us

Administrative Assistant Debbie Turvaville (410-8610)
debbieturvaville@fdle.state.fl.us

Customer Service Specialist Branch Ocampo (410-8608)
branchocampo@fdle.state.fl.us

FLORIDA DISTRICT MEDICAL EXAMINERS

District 1

Andrea N. Minyard, M.D.
5151 North 9th Avenue
Pensacola, Florida 32504
Admin Director Rose Hall
(850) 416-7200
FAX: (850) 416-6475
e-mail: anminyard@aol.com

District 2

David T. Stewart, M.D.
Post Office Box 14389
Tallahassee, Florida 32317
ME Secretary Susan Merritt
(850) 942-7473
FAX: (850) 942-6622
e-mail: stew@polaris.net

District 3

Dixie Co. ME Service by Dt. 8
Madison Co. ME Service by Dt. 2
Remaining Co.'s Service by Dt. 4

District 4

Margarita Arruza, M.D.
2100 Jefferson Street
Jacksonville, Florida 32206
Forensic Adminis Terri McCrackin
(904) 630-0977
FAX: (904) 630-0964
e-mail: MArruza@coj.net

District 5

Jon R. Thogmartin, M.D.
Interim Medical Examiner
809 Pine Street
Leesburg, Florida 34748
Interim Dir of Ops Bill Pellan
(352) 326-5961
FAX: (352) 365-6438
email: bpellan@lakecountynfl.gov

District 6

Jon R. Thogmartin, M.D.
10900 Ulmerton Road
Largo, Florida 33778
Chief Inv Damon Breton
(727) 582-6800
FAX: (727) 582-6820
e-mail: dbreton@co.pinellas.fl.us

District 7

Marie A. Herrmann, M.D.
1360 Indian Lake Road
Daytona Beach, FL 32124-1001
Dir of Ops Barry Appleby
(386) 258-4060
FAX: (386) 258-4061
e-mail: bappleby@co.volusia.fl.us

District 8

William F. Hamilton, M.D.
606 S.W. 3rd Avenue
Gainesville, Florida 32601
Dir of Ops Larry Bedore
(352) 733-0340
FAX: (352) 371-3291
e-mail: bedore@pathology.ufl.edu

District 9

Jan C. Garavaglia, M.D.
1401 Lucerne Terrace
Orlando, Florida 32806
Forensic Coord. Sheri Blanton
(407) 836-9400
FAX: (407) 836-9450
e-mail: Sheri.Blanton@ocfl.net

District 10

Stephen J. Nelson, M.A., M.D.
1021 Jim Keene Boulevard
Winter Haven, Florida 33880
Ofc Mgr Sheli Wilson
(863) 298-4600
FAX: (863) 298-5264
e-mail: StephenNelson@polk-county.net

District 11

Bruce A. Hyma, M.D.
Number One on Bob Hope Road
Miami, Florida 33136-1133
Dir of Ops Larry Cameron
(305) 545-2400
FAX: (305) 545-2412
e-mail: BAHyma@MiamiDade.gov

District 12

Russell S. Vega, M.D.
2001 Siesta Drive, Suite 302
Sarasota, Florida 34239
Dir of Ops Pamela Simpson
(941) 361-6909
FAX: (941) 361-6914
email: rvega@fldist12me.com

District 13

Vernard I. Adams, M.D.
401 South Morgan Street
Tampa, Florida 33602
Dir of Ops Richard L. Bailey
(813) 272-5342
FAX: (813) 272-6268
e-mail: adamsv@hillsboroughcounty.org

District 14

Charles F. Siebert, Jr., M.D.
Interim Medical Examiner
3737 Frankford Avenue
Panama City, Florida 32405
Dir of Inv Lesa Ruckman
(850) 747-5740
FAX: (850) 747-5745
e-mail: Invruckmanmeo@knology.net

District 15

Michael D. Bell, M.D.
3126 Gun Club Road
West Palm Beach, Florida 33406
Mgr MEO Ops. Anthony Mead
(561) 688-4575
FAX: (561) 688-4588
e-mail: mbell@pbpcgov.com

District 16

Michael Hunter, M.D.
Ramrod Plaza, 27223 Overseas Highway
Ramrod Key, Florida 33042
ME Secretary June Williams
(305) 872-4720
FAX: (305) 872-4721
e-mail: monroecountymedi@bellsouth.net

District 17

Joshua A. Perper, M.D., LL.B.
5301 S.W. 31st Avenue
Ft. Lauderdale, Florida 33312
Chief Inv Edwina Johnson
(954) 327-6500
FAX: (954) 327-6580
e-mail: jperper@broward.org

District 18

Sajid S. Qaiser, M.D.
Interim Medical Examiner
1750 Cedar Street
Rockledge, Florida 32955
Program Manager Nancy Slater
(321) 633-1981
FAX: (321) 633-1986
e-mail: sajid.qaiser@brevardcounty.us

District 19

Roger E. Mittleman, M.D.
2500 South 35th Street
Ft. Pierce, Florida 34981
Inv Merve Waldron
(772) 464-7378
FAX: (772) 464-2409
e-mail: Lcason@ircc.edu

District 20

Marta U. Coburn, M.D.
3838 Domestic Avenue
Naples, Florida 34104
Spvr of Inv Michael Britt
(239) 434-5020
FAX: (239) 434-5027
e-mail: naplesme@colliergov.net

District 21

Rebecca A. Hamilton, M.D.
70 Danley Drive
Ft. Myers, Florida 33907
Admin Mgr Liz Manzo
(239) 277-5020
FAX: (239) 277-5017
email: me21@leegov.com

District 22

Riazul H. Imami, M.D., Ph.D.
18130 Paulson Drive
Pt. Charlotte, Florida 33954
Office Mgr Penny Fulton
(941) 625-1111
FAX: (941) 627-0995
e-mail: ai786@aol.com

District 23

Terrence R. Steiner, M.D.
4501 Avenue A
St. Augustine, Florida 32095
Office Mgr Koni Rogers
(904) 209-0820
FAX: (800) 255-8617
e-mail: medex23@co.st-johns.fl.us

District 24

ME Services provided by District 7

APPENDIX 3

FLORIDA ASSOCIATE MEDICAL EXAMINERS

District 1

Cameron F. Snider, M.D.
(Frederick P. Hobin, M.D.)
(Charles F. Siebert, M.D.)

District 2

Anthony J. Clark, M.D.
David E. Craig, M.D.
David J. Dolson, M.D.
Lynn H. Dolson, M.D.
Lisa M. Flannagan, M.D.
Jerry L. Harris, M.D.
John P. Mahoney, M.D.
Charles F. Manning, M.D.
Margaret Havens Neal, M.D.
L. Stephen Sarbeck, M.D.
Stephen L. Sgan, M.D.
Benjamin M. Turner, M.D.
Thomas P. Wood, M.D.

District 3

Dixie Co. ME Service by Dt. 8
Madison Co. ME Service by Dt. 2
Remaining Co.'s Service by Dt. 4

District 4

Jessie C. Giles, M.D.
Aurelian Nicolaescu, M.D.
Valerie J. Rao, M.D.
E. Hunt Scheuerman, M.D.

District 5

Krzysztof B. Podjaski, M.D.
(Susan S. Ignacio, M.D.)
(Wayne D. Kurz, M.D.)
(Noel A. Palma, M.D.)
(Mark J. Shuman, M.D.)
(Barbara C. Wolf, M.D.)
(Christopher I. Wilson, M.D.)

District 6

Susan S. Ignacio, M.D.
Wayne D. Kurz, M.D.
Noel A. Palma, M.D.
Christopher I. Wilson, M.D.
(Wilson A. Broussard, M.D.)
(Stephen J. Nelson, M.D.)
(Krzysztof B. Podjaski, M.D.)
(Mark J. Shuman, M.D.)
(Vera Volnikh, M.D.)
(Barbara C. Wolf, M.D.)

District 7

Predrag Bulic, M.D.
Felipe E. Dominguez, M.D.

District 8

Martha J. Burt, M.D.
James M. Crawford, M.D., Ph.D.
William H. Donnelly, M.D.
Carolyn M. Hopkins, M.D.
(Stephen J. Nelson, M.D.)
(Krzysztof B. Podjaski, M.D.)
(Christena L. Roberts, M.D.)
(Terrence R. Steiner, M.D.)

District 9

Marie H. Hansen, M.D.
Sara H. Irrgang, M.D.
Joshua D. Stephany, M.D.
(Frederick P. Hobin, M.D.)
(Krzysztof B. Podjaski, M.D.)
(Sajid Qaiser, M.D.)
(Christena L. Roberts, M.D.)

District 10

George D. Leidel, M.D.
Vera Volnikh, M.D.
(Jay S. Barnhart, M.D.)
(Charles A. Diggs, M.D.)
(Susan S. Ignacio, M.D.)
(Wayne D. Kurz, M.D.)
(Roger E. Mittleman, M.D.)
(Noel A. Palma, M.D.)
(Jon R. Thogmartin, M.D.)
(Christopher I. Wilson, M.D.)

District 11

Satish Chundru, D.O.
David Fintan Garavan, M.D.
Kenneth D. Hutchins, M.D.
Emma O. Lew, M.D.
Erik K. Mont, M.D.
Jennifer Park, D.O.
Eva Gyori Schiff, M.D.
Wendolyn Sneed, M.D.
Mark J. Shuman, M.D.
Joshua D. Stephany, M.D.
(Manfred Borges, M.D.)
(Marta Coburn, M.D.)
(Lance G. Davis, M.D.)
(Michael D. Hunter, M.D.)
(Gertrude M. Juste, M.D.)
(Reinhard W. Motte, M.D.)
(Joshua A. Perper, M.D.)

District 12

Wilson A. Broussard, M.D.
Suzanne R. Utley-Bobak, M.D.
(Laura S. Hair, M.D.)
(Frederick P. Hobin, M.D.)
(Robert R. Pfalzgraf, M.D.)
(Daniel L. Schultz, M.D.)

District 13

Leszek Chrostowski, M.D.
Sam P. Gulino, M.D.
Laura S. Hair, M.D.
Jacqueline A. Lee, M.D.

District 14

(Wilson A. Broussard, M.D.)
(Susan S. Ignacio, M.D.)
(Andrea N. Minyard, M.D.)
(Noel A. Palma, M.D.)
(Barbara C. Wolf, M.D.)

District 15

Stuart M. Graham, M.D.
Linda R. O'Neil, M.D.
Rita A. Reik, M.D., FCAP
(Stephen J. Cina, M.D.)
(Lance Davis, M.D.)
(Charles A. Diggs, M.D.)
(Gertrude M. Juste, M.D.)
(Roger E. Mittleman, M.D.)
(Erik K. Mont, M.D.)
(Reinhard W. Motte, M.D.)
(Mark J. Shuman, M.D.)

District 16

Mark J. Shuman, M.D.

District 17

Stephen J. Cina, M.D.
Lance G. Davis, M.D.
Gertrude M. Juste, M.D.
Reinhard W. Motte, M.D.
(Satish Chundru, D.O.)
(Ray Fernandez, M.D.)
(Kenneth Hutchins, M.D.)
(Bruce A. Hyma, M.D.)
(Emma O. Lew, M.D.)
(Eric K. Mont, M.D.)
(Mark J. Shuman, M.D.)
(Wendolyn Sneed, M.D.)

District 18

(Charles A. Diggs, M.D.)
(Felipe E. Dominguez, M.D.)
(Roger E. Mittleman, M.D.)

District 19

Jay S. Barnhart, M.D.
Charles A. Diggs, M.D.
(Michael D. Bell, M.D.)
(Stuart M. Graham, M.D.)
(Frederick P. Hobin, M.D.)
(Stephen J. Nelson, M.D.)
(Linda R. O'Neil, M.D.)
(Eroston Price, M.D.)
(Sajid Qaiser, M.D.)

District 20

Manfred Borges, Jr., M.D.
(Rebecca A. Hamilton, M.D.)

District 21

Robert Pfalzgraf, M.D.
Barbara C. Wolf, M.D.

District 22

Daniel L. Schultz, M.D.
Peter H. K. Tan, M.D.
James Weiner, M.D.
(Manfred Borges, Jr., M.D.)

District 23

(Frederick P. Hobin, M.D.)

District 24

(ME Services Covered by District 7)

APPENDIX 4

Florida Medical Examiner Districts

District 1

Escambia
Okaloosa
Santa Rosa
Walton

District 2

Franklin
Gadsden
Leon
Liberty
Jefferson
Taylor
Wakulla

District 3 *Covered by

Columbia *4
Dixie *8
Hamilton *4
Lafayette *4
Madison *2
Suwannee *4

District 4

Duval
Nassau
Clay

District 5

Citrus
Hernando
Lake
Marion
Sumter

District 6

Pinellas
Pasco

District 7

Volusia

District 8

Alachua
Baker
Bradford
Gilchrist
Levy
Union

District 9

Orange
Osceola

District 10

Hardee
Highlands
Polk

District 11

Dade

District 12

DeSoto
Manatee
Sarasota

District 13

Hillsborough

District 14

Bay
Calhoun
Gulf
Jackson
Washington
Holmes

District 15

Palm Beach

District 16

Monroe

District 17

Broward

District 18

Brevard

District 19

Indian River
Martin
Okeechobee
St. Lucie

District 20

Collier

District 21

Glades

Hendry

Lee

District 22

Charlotte

District 23

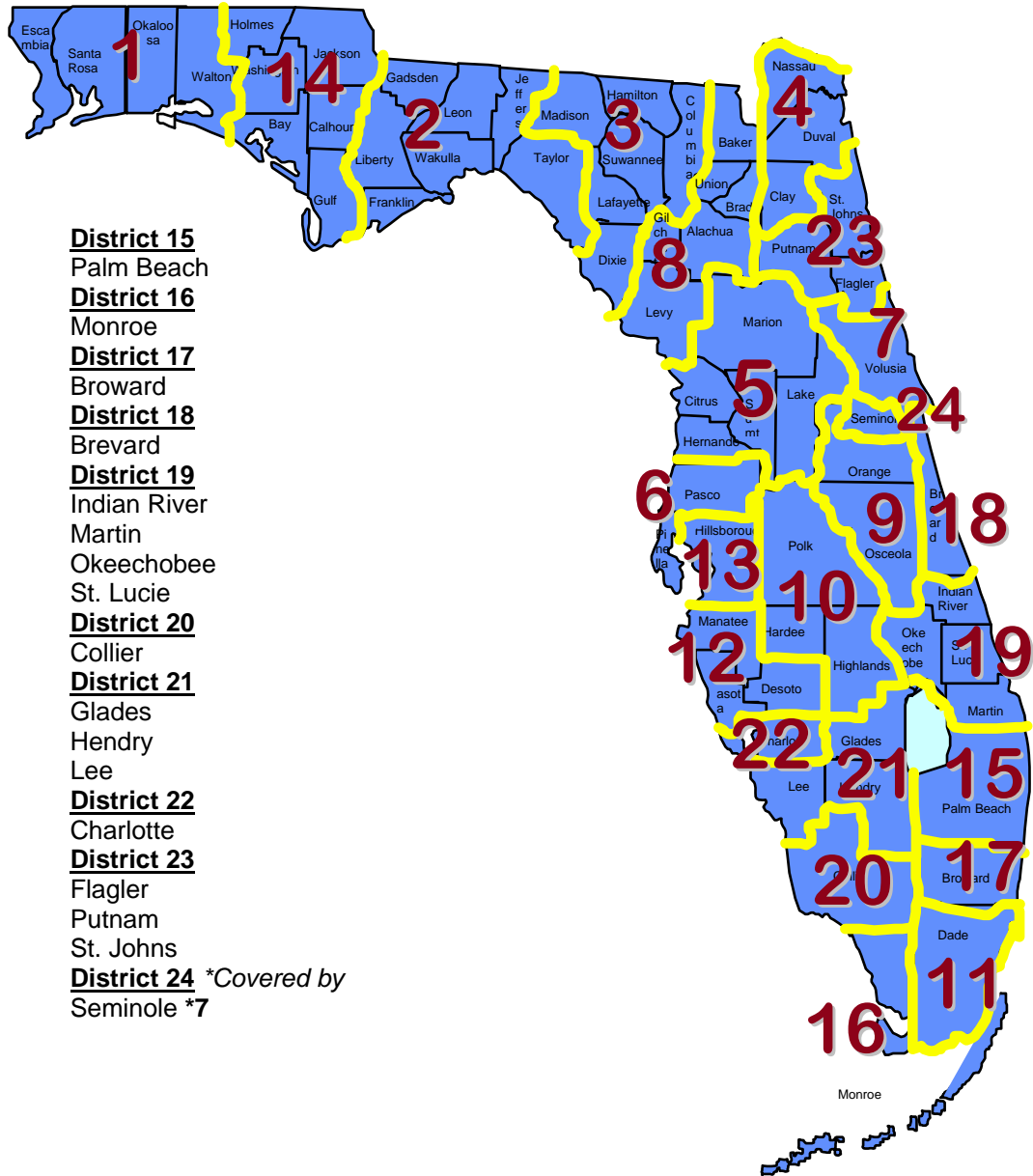
Flagler

Putnam

St. Johns

District 24 *Covered by

Seminole *7



APPENDIX 5

MEDICAL EXAMINERS COMMISSION

REPRESENTING	COMMISSIONER	APPOINTMENT	REAPPOINTMENT	TERM
Medical Examiners	Stephen J. Nelson, M.A., M.D.	1998	2000 / 2004	2008
	Jon R. Thogmartin, M.D.	2003	2007	2011
State Attorneys	Bruce H. Colton, J.D.	1999	2003	2007
Public Defenders	Robert H. Dillinger, J.D.	2001	2005	2009
County Commissions	Elizabeth Porter	2006	2010	2014
Sheriffs	Grady C. Judd, Jr.	2005	2009	2013
Funeral Home Industry	Mariana Caballero	2000	2004	2008
Attorney General	Robert J. Krauss, J.D.	Standing Appointment with no term		
Department of Health	Kenneth T. Jones	Standing Appointment with no term		

APPENDIX 6

DISTRICT MEDICAL EXAMINER THREE YEAR TERM SCHEDULES

DISTRICT	NEXT THREE TERM YEARS		
1	2009	2012	2015
2	2009	2012	2015
3	2009	2012	2015
4	2009	2012	2015
5	2009	2012	2015
6	2009	2012	2015
7	Home Rule Authority Began 1997		
8	2007	2010	2013
9	2007	2010	2013
10	2007	2010	2013
11	Home Rule Authority Began 1992		
12	2007	2010	2013
13	Home Rule Authority Began 1992		
14	2007	2010	2013
15	Home Rule Authority Began 1993		
16	2008	2011	2014
17	2008	2011	2014
18	2008	2011	2014
19	2008	2011	2014
20	2008	2011	2014
21	2008	2011	2014
22	2008	2011	2014
23	2008	2011	2014
24	2008	2011	2014



www.fdle.state.fl.us/cjst/mec