


# Drugs Identified in Deceased Persons by Florida Medical Examiners



Interim Report

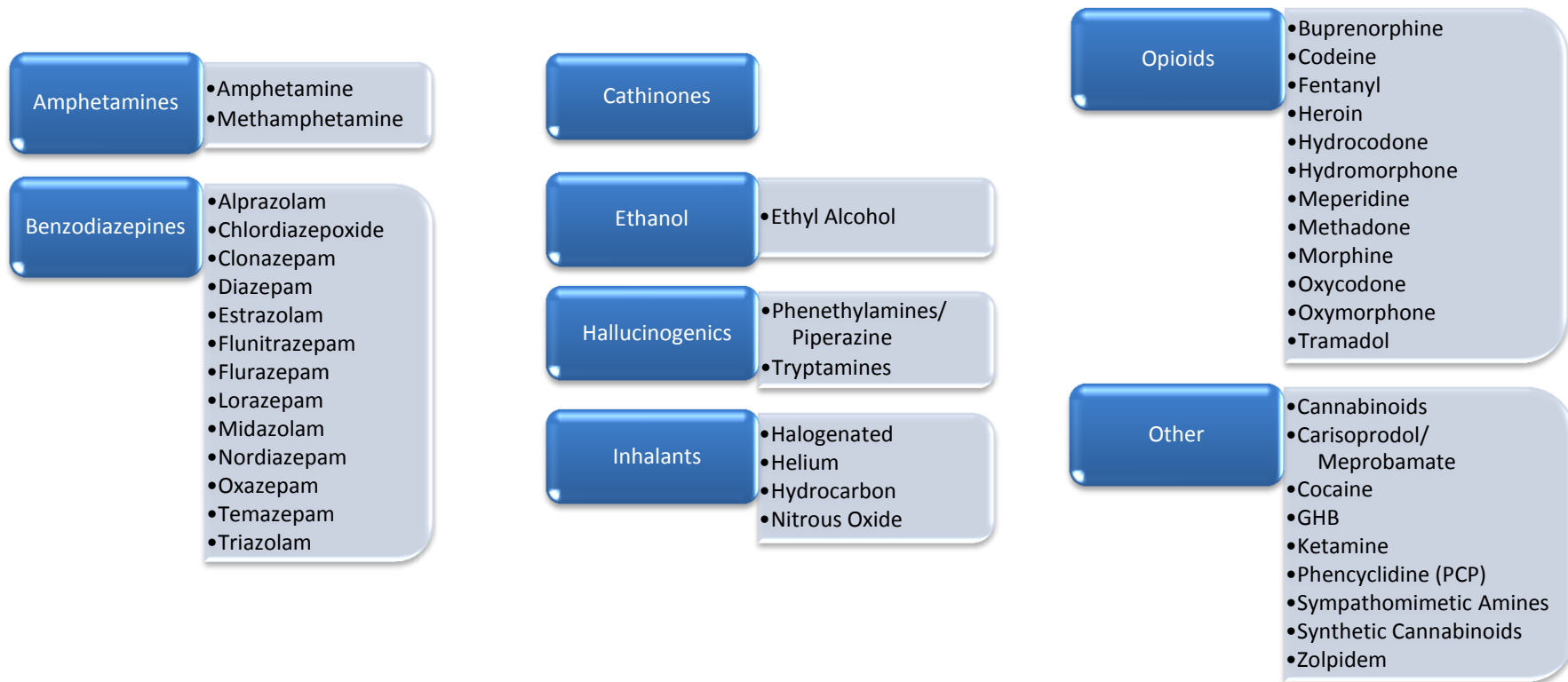
2013

## Data Collection

The State of Florida's Bureau of Vital Statistics reported more than 94,000 deaths occurred in Florida during the first six months of 2013. Of the cases seen by the State's medical examiners, toxicology results determined that the drugs listed below were present at the time of death in 4,159 cases. The medical examiners assessed whether the drug(s) identified were the cause of death or were merely present at the time of death. The data were then submitted to the Medical Examiners Commission for presentation in this report. It is important to note that each death is a single case, while each time a drug is detected represents an occurrence. The vast majority of the 4,159 cases (decedents) had more than one drug occurrence.

When reporting the data, the state's medical examiners were asked to distinguish between the drugs determined to be the cause of death, and those drugs that were present in the body at the time of death. A drug is indicated as the cause of death only when, after examining all evidence and the autopsy and toxicology results, the medical examiner determines the drug played a causal role in the death. It is not uncommon for a decedent to have multiple drugs listed as a cause of death. However, a drug may not have played a causal role in the death even when the medical examiner determines the drug is present or identifiable in the decedent. Therefore, a decedent often is found to have multiple drugs listed as present; these are drug occurrences and are not equivalent to cases (decedents).

Data were collected on the following drugs:



## Report Summary

Some general statewide trends for the first half of 2013 (January – June) are listed below. **Please note: comparisons to 2012 are based on data for July through December.**

- ✓ More than one drug was found in 93.5 percent of all individuals;
- ✓ 2,363 (1.46 percent less than the second half of 2012) individuals died with one or more prescription drugs in their system. The drugs were identified as the cause of death or present in the decedent. These drugs may have also been mixed with illicit drugs and alcohol.
- ✓ 975 (2.89 percent less than the last six months of 2012) individuals died with at least one prescription drug in their system that was identified as the cause of death. These drugs may have been mixed with other prescription drugs, illicit drugs and/or alcohol.
- ✓ Prescription drugs (benzodiazepines, carisoprodol/meprobamate, zolpidem and all opioids, excluding heroin) continued to be found more often than illicit drugs, both as the cause of death and present at death. Prescription drugs account for 78 percent of all drug occurrences in this report when ethyl alcohol is excluded.
- ✓ Heroin (97 percent), methadone (68 percent), fentanyl (62 percent), morphine (59 percent) and oxycodone (52 percent) were listed as causing death in more than 50 percent of the deaths in which these drugs were found.
- ✓ The four most frequently occurring drugs found in individuals were all benzodiazepines (2,287), ethyl alcohol (1996), cocaine (668) and oxycodone (541).
- ✓ The drugs that caused the most deaths were all benzodiazepines (568, including 269 alprazolam deaths), ethyl alcohol (302), cocaine (291), oxycodone (279), morphine (268), methadone (221) and hydrocodone (158).
- ✓ Occurrences of heroin decreased by 12.5 percent and deaths caused by heroin decreased by 6.8 percent when compared with the second half of 2012; 99 percent of all heroin deaths were classified as accidental.
- ✓ Occurrences of methadone decreased by 5.8 percent and hydrocodone increased by 8.8 percent. Also, deaths caused by methadone decreased by 2.6 (6 fewer) and hydrocodone increased by 29.5 percent (36 more).
- ✓ Occurrences of oxycodone decreased by 16.9 percent and deaths caused by oxycodone decreased by 16.2 percent when compared with the last six months of 2012.

## **(Report Summary Continued)**

- ✓ Occurrences of cocaine increased by 4.4 percent and deaths caused by cocaine increased by 7.0 percent when compared with the second half of 2012.
- ✓ Occurrences of fentanyl decreased by 1.4 percent and deaths caused by fentanyl increased 23.2 percent when compared with July through December of 2012.
- ✓ Alprazolam (Xanax) and diazepam (Valium) dominate the category of benzodiazepines. Occurrences of alprazolam decreased by 0.1 percent and diazepam increased by 5.7 percent when compared to the last six months of 2012. Alprazolam and diazepam are rarely the sole cause of death, but are common as contributing to the cause of multi-drug deaths.
- ✓ Occurrences of methamphetamine increased by 12.5 percent and amphetamine increased by 0.9 percent when compared to the second half of 2012. Deaths caused by methamphetamine (1 less) and amphetamine (7 less) decreased during the first half of 2013.

# Medical Examiners Commission Members

**Bruce A. Hyma, M.D., Chairman**

District 11 Medical Examiner  
Number One on Bob Hope Road  
Miami, Florida 33136-1133  
305.545.2425  
FAX: 305.545.2412  
Email: [bahyma@miamidade.gov](mailto:bahyma@miamidade.gov)

**Stephen J. Nelson, M.D.**

District 10 Medical Examiner

**Honorable James S. Purdy, J.D.**

Public Defender, Seventh Judicial Circuit

**Honorable Paul "Rick" Beseler**

Sheriff, Clay County

**Kenneth T. Jones**

Deputy State Registrar, Department of Health

**Robin Giddens Sheppard, L.F.D.**

Vice President/Funeral Director, Hardage-Giddens Funeral Home

**Honorable Angela B. Corey, J.D.**

State Attorney, Fourth Judicial Circuit

**Robert J. Krauss, J.D.**

Office of the Attorney General

**Honorable Carol Whitmore**

Manatee County Commissioner

---

Medical Examiners Commission Staff - Florida Department of Law Enforcement

Post Office Box 1489  
Tallahassee, Florida 32302  
(850) 410-8600  
FAX: (850) 410-8621  
[MEC Website](#)

Planning and Policy Administrator Margaret Edwards  
(850) 410-8600  
[MargaretEdwards@fdle.state.fl.us](mailto:MargaretEdwards@fdle.state.fl.us)

Research and Training Specialist Danielle Santiago  
(850) 410-8608  
[DanielleSantiago@fdle.state.fl.us](mailto:DanielleSantiago@fdle.state.fl.us)

Government Analyst II Doug Culbertson  
(850) 410-8609  
[DougCulbertson@fdle.state.fl.us](mailto:DougCulbertson@fdle.state.fl.us)

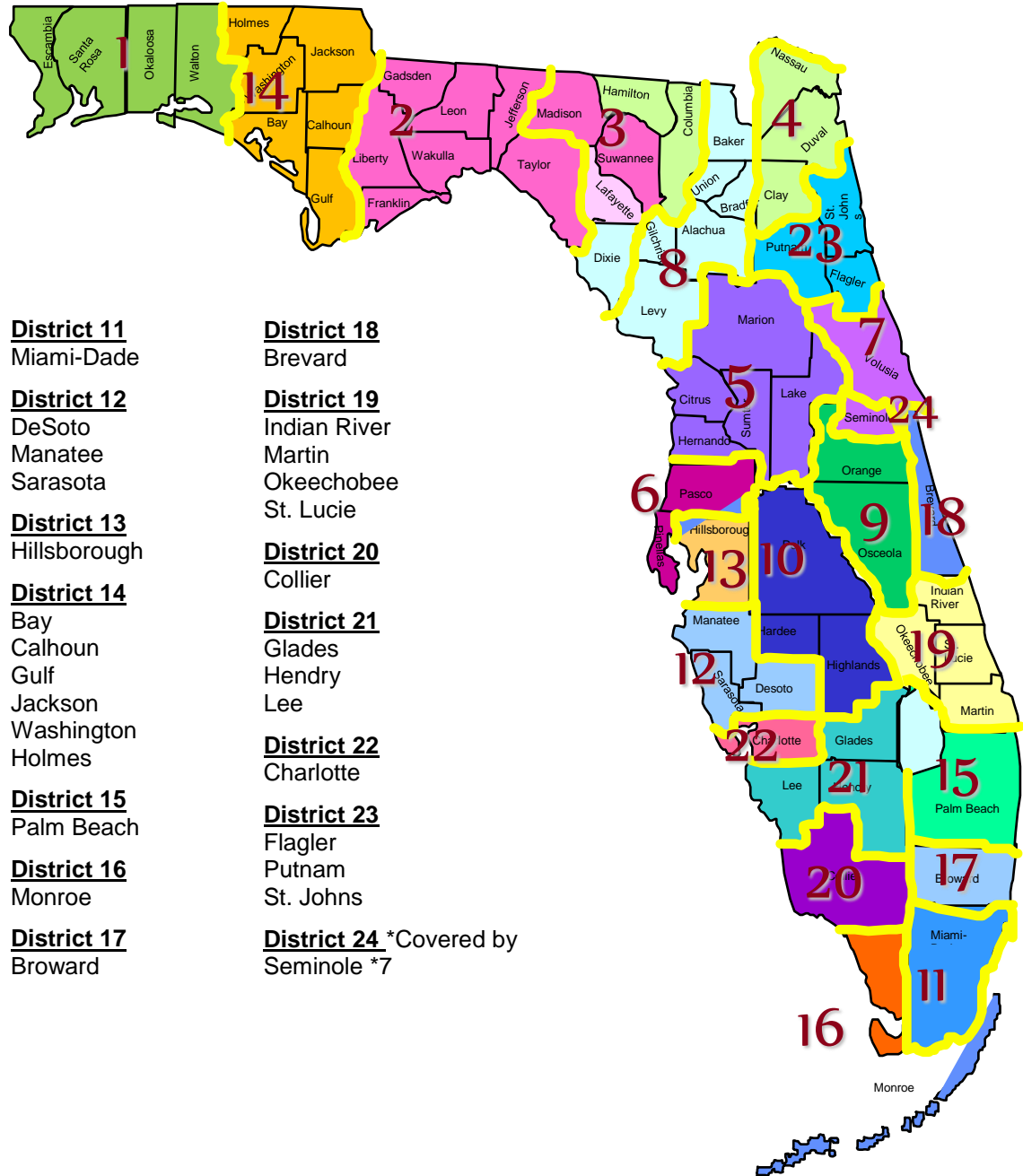
Administrative Assistant Debbie Turvaville  
(850) 410-8610  
[DebbieTurvaville@fdle.state.fl.us](mailto:DebbieTurvaville@fdle.state.fl.us)

# Table of Contents

<b>Table or Chart</b>	<b>Page</b>
Coverage Map — Florida Medical Examiner Districts	1
Summary of Drug Occurrences in Decedents (January – June 2013)	2
Frequency of Occurrence of Drugs in Decedents (January – June 2013)	4
Drug Detected at Death: Cause vs. Present	5
Frequency of Occurrence of Benzodiazepines	7
Frequency of Occurrence of Opioids	8
Comparison of Drug Occurrences in Decedents, 2012 vs 2013	9
Drug Caused Deaths (January 2012 – June 2013)	11
Alprazolam Deaths	12
Alprazolam Deaths by Age	13
Diazepam Deaths	14
Diazepam Deaths by Age	15
Oxycodone Deaths	16
Oxycodone Deaths by Age	17
Hydrocodone Deaths	18
Hydrocodone Deaths by Age	19
Methadone Deaths	20
Methadone Deaths by Age	21
Morphine Deaths	22
Morphine Deaths by Age	23
Cocaine Deaths	24
Cocaine Deaths by Age	25
Heroin Deaths	26
Heroin Deaths by Age	27
Manner of Death for Cases Reported	28
Glossary	30

# Coverage Map

## Florida Medical Examiner Districts



**District 1**  
Escambia  
Santa Rosa  
Okaloosa  
Walton

**District 2**  
Franklin  
Gadsden  
Leon  
Liberty  
Jefferson  
Taylor  
Wakulla

**District 3** \*Covered by  
Columbia \*4  
Dixie \*8  
Hamilton \*4  
Lafayette \*2  
Madison \*2  
Suwannee \*2

**District 4**  
Duval  
Nassau  
Clay

**District 5**  
Citrus  
Hernando  
Lake  
Marion  
Sumter

**District 6**  
Pinellas  
Pasco

**District 7**  
Volusia

**District 8**  
Alachua  
Baker  
Bradford  
Gilchrist  
Levy  
Union

**District 9**  
Orange  
Osceola

**District 10**  
Hardee  
Highlands  
Polk

**District 11**  
Miami-Dade

**District 12**  
DeSoto  
Manatee  
Sarasota

**District 13**  
Hillsborough

**District 14**  
Bay  
Calhoun  
Gulf  
Jackson  
Washington  
Holmes

**District 15**  
Palm Beach

**District 16**  
Monroe

**District 17**  
Broward

**District 18**  
Brevard

**District 19**  
Indian River  
Martin  
Okeechobee  
St. Lucie

**District 20**  
Collier

**District 21**  
Glades  
Hendry  
Lee

**District 22**  
Charlotte

**District 23**  
Flagler  
Putnam  
St. Johns

**District 24** \*Covered by  
Seminole \*7

## Summary of Drug Occurrences in Decedents

January – June 2013

	DRUG FOUND IN BODY	CAUSE	PRESENT	TOTAL OCCURRENCES
<b>Amphetamines</b>	Amphetamine	21	90	111
	Methamphetamine	36	45	81
<b>Benzodiazepines</b>	Alprazolam	269	404	673
	Chlordiazepoxide	5	32	37
	Clonazepam	36	162	198
	Diazepam	96	274	370
	Estazolam	0	2	2
	Flunitrazepam	0	0	0
	Flurazepam	0	6	6
	Lorazepam	7	79	86
	Midazolam	1	82	83
	Nordiazepam	67	312	379
	Oxazepam	26	166	192
	Temazepam	60	199	259
Triazolam	1	1	2	
<b>Cathinones</b>		14	28	42
<b>Ethanol</b>		302	1694	1996
<b>Hallucinogenics</b>	Phenethylamines/Piperazine	2	3	5
	Tryptamines	1	0	1



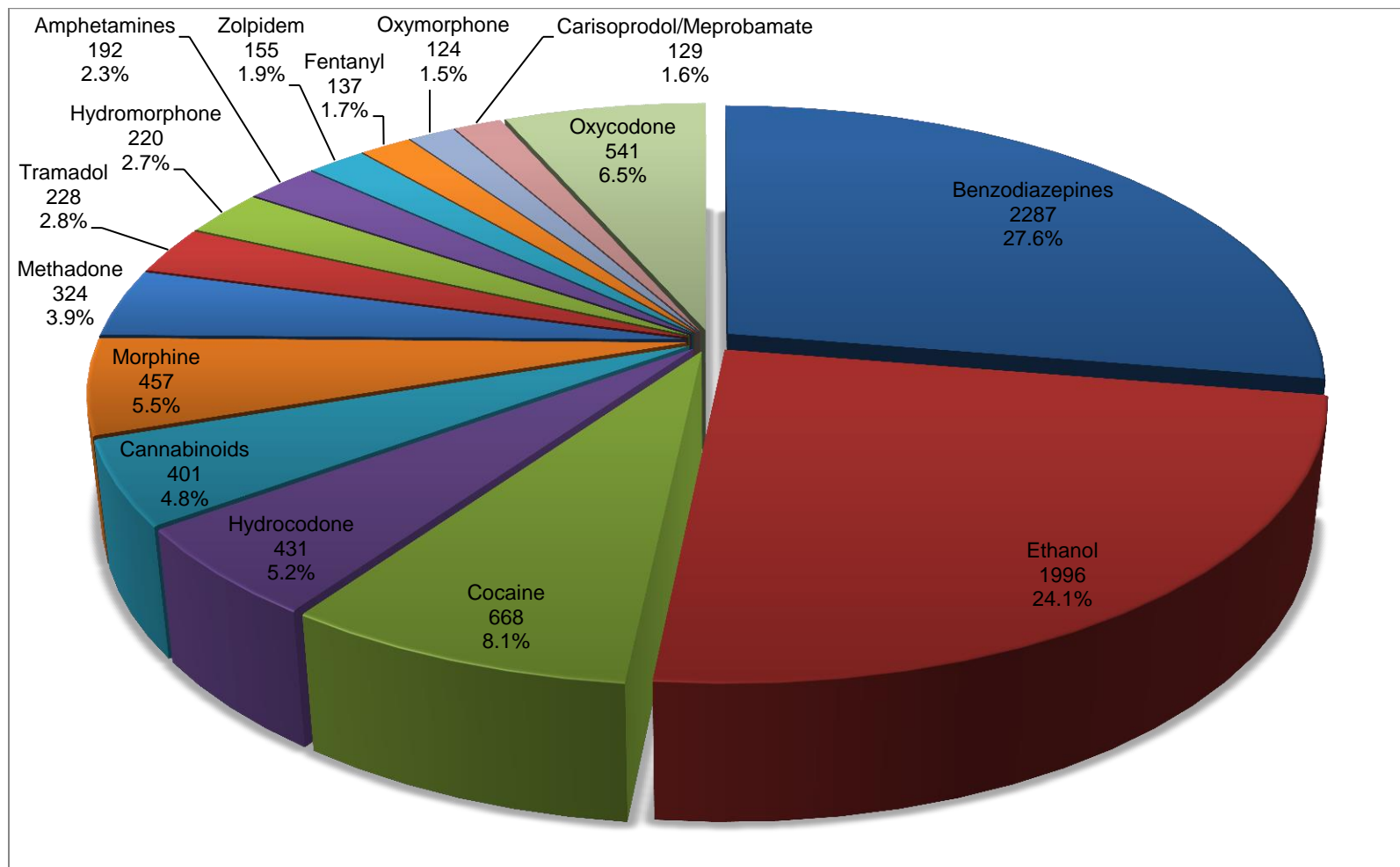
## Summary of Drug Occurrences in Decedents (Continued)

January – June 2013

	DRUG FOUND IN BODY	CAUSE	PRESENT	TOTAL OCCURRENCES
<b>Inhalants</b>	Halogenated	11	8	19
	Helium	11	0	11
	Hydrocarbon	3	2	5
	Nitrous Oxide	1	0	1
<b>Opioids</b>	Buprenorphine	10	7	17
	Codeine	38	50	88
	Fentanyl	85	52	137
	Heroin	68	2	70
	Hydrocodone	158	273	431
	Hydromorphone	89	131	220
	Meperidine	2	6	8
	Methadone	221	103	324
	Morphine	268	189	457
	Oxycodone	279	262	541
	Oxymorphone	24	100	124
Tramadol	51	177	228	
<b>Other</b>	Cannabinoids	1	400	401
	Carisoprodol/Meprobamate	36	93	129
	Cocaine	291	377	668
	GHB	0	0	0
	Ketamine	0	7	7
	Phencyclidine (PCP)	0	0	0
	Sympathomimetic Amines	7	7	14
	Synthetic Cannabinoids	6	10	16
Zolpidem	32	123	155	

## Frequency of Occurrence of Drugs in Decedents

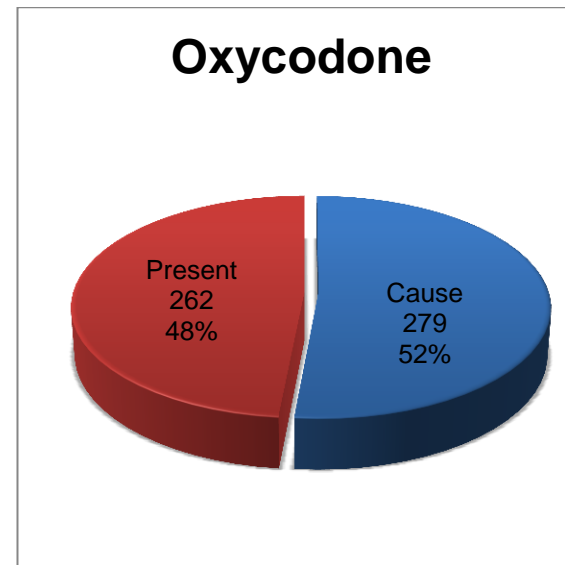
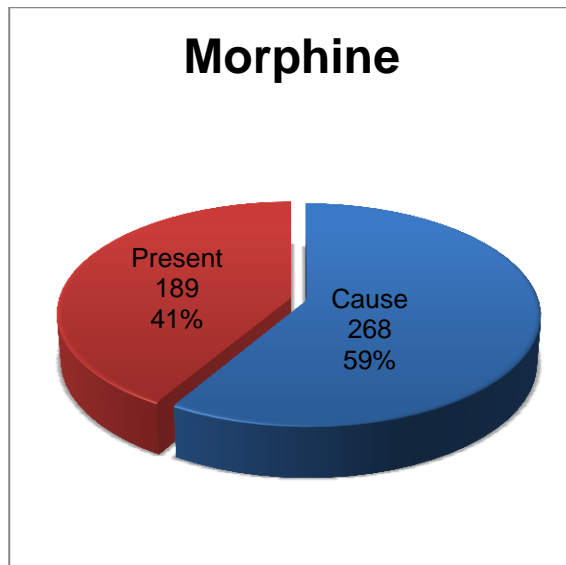
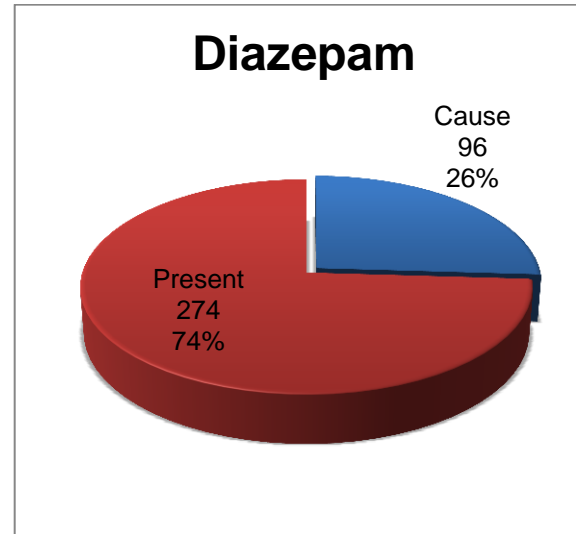
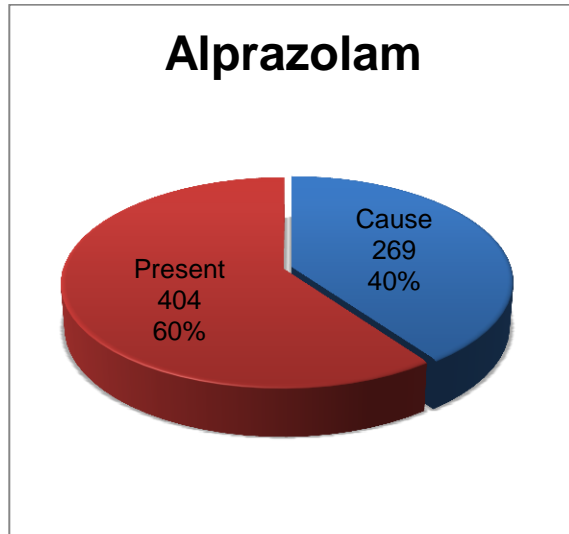
January – June 2013



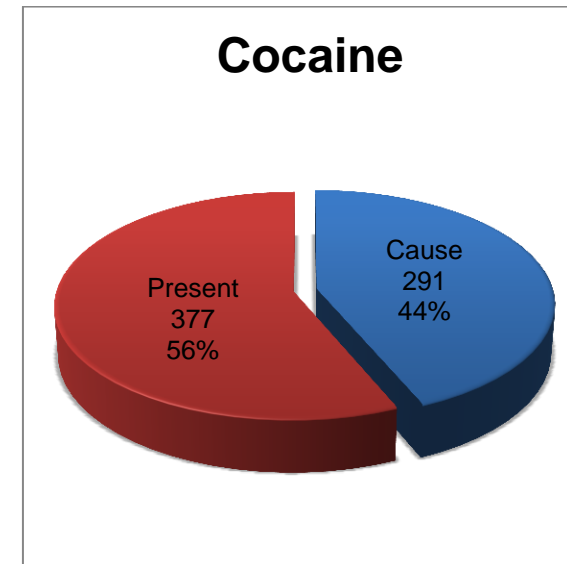
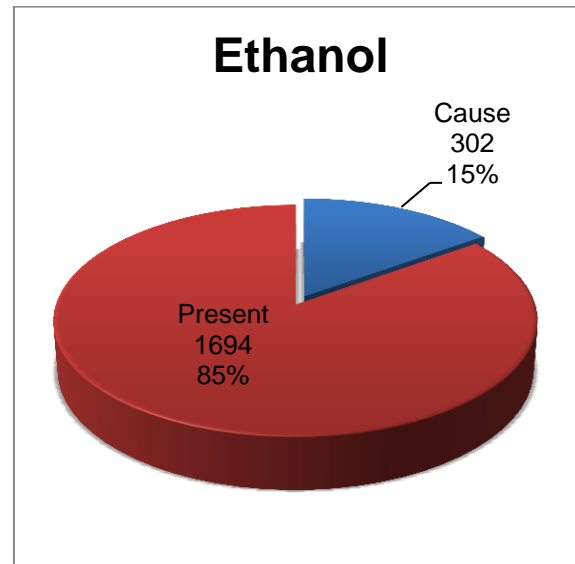
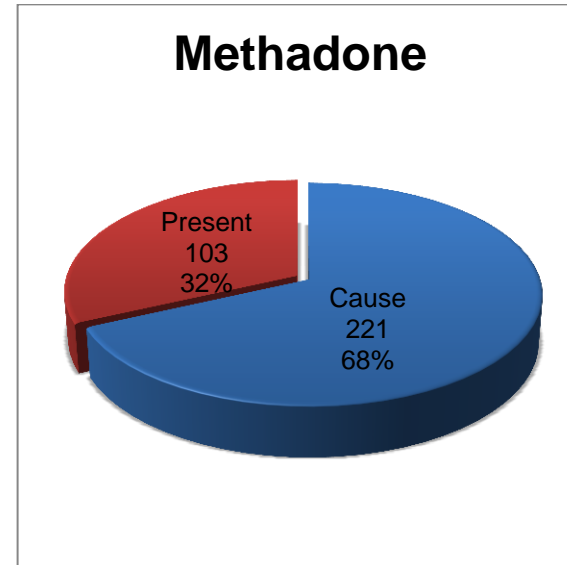
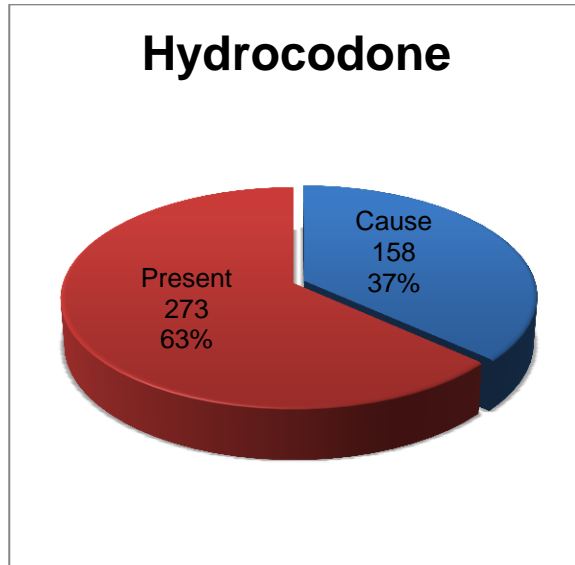
Heroin, Codeine, GHB, PCP, Ketamine, Meperidine, Cathinones, Synthetic Cannabinoids, Other Sympathomimetic Amines, all tracked inhalants, all tracked hallucinogenics, and Buprenorphine individually constituted less than 1% of the drug frequencies and were not included.

*Note: In many deaths, several drugs contributed to the death; thus, the count of specific drugs is greater than the number of cases.*

## Drug Detected at Death: Cause vs. Present

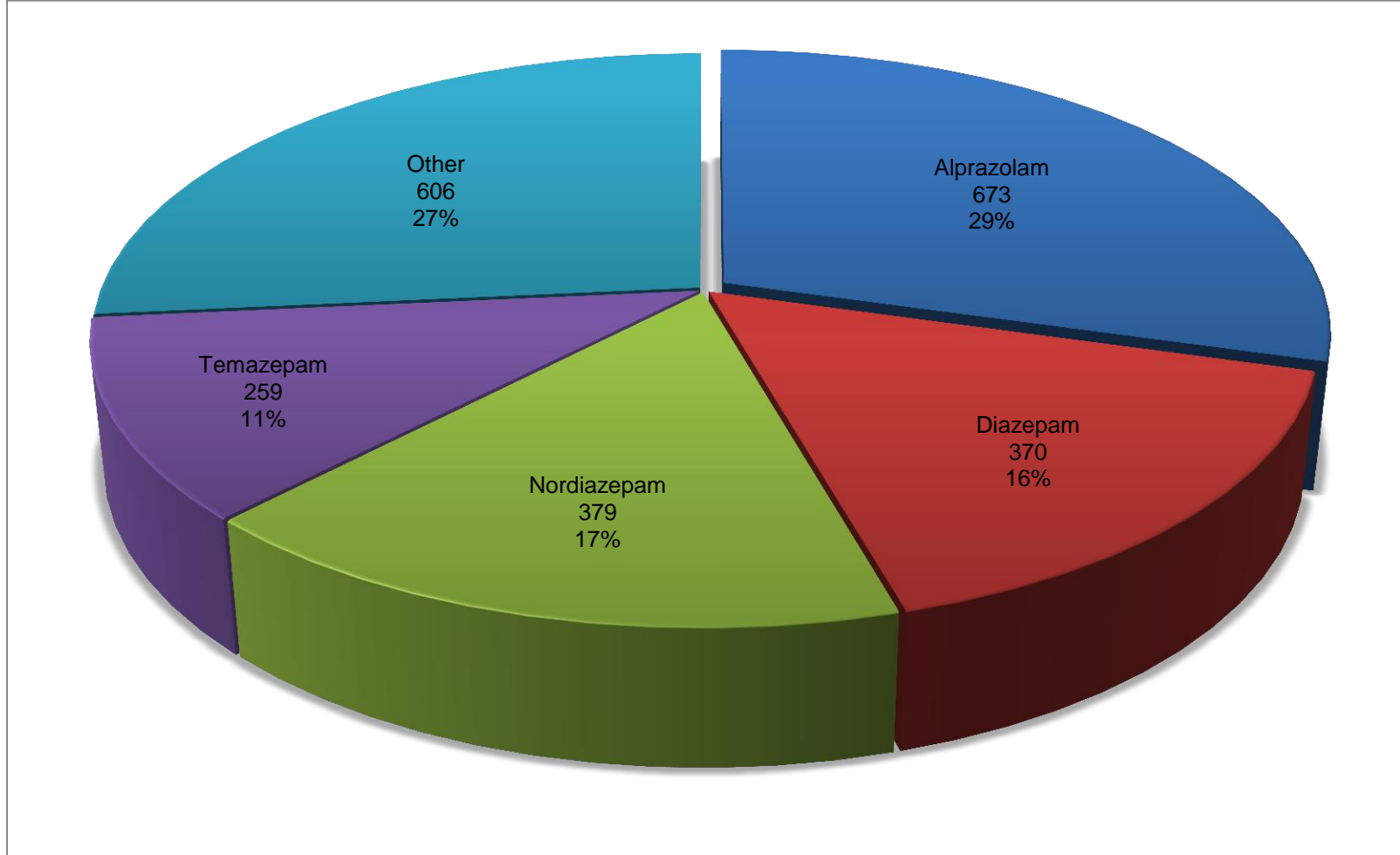


## Drug Detected at Death: Cause vs. Present



# Frequency of Occurrence of Benzodiazepines

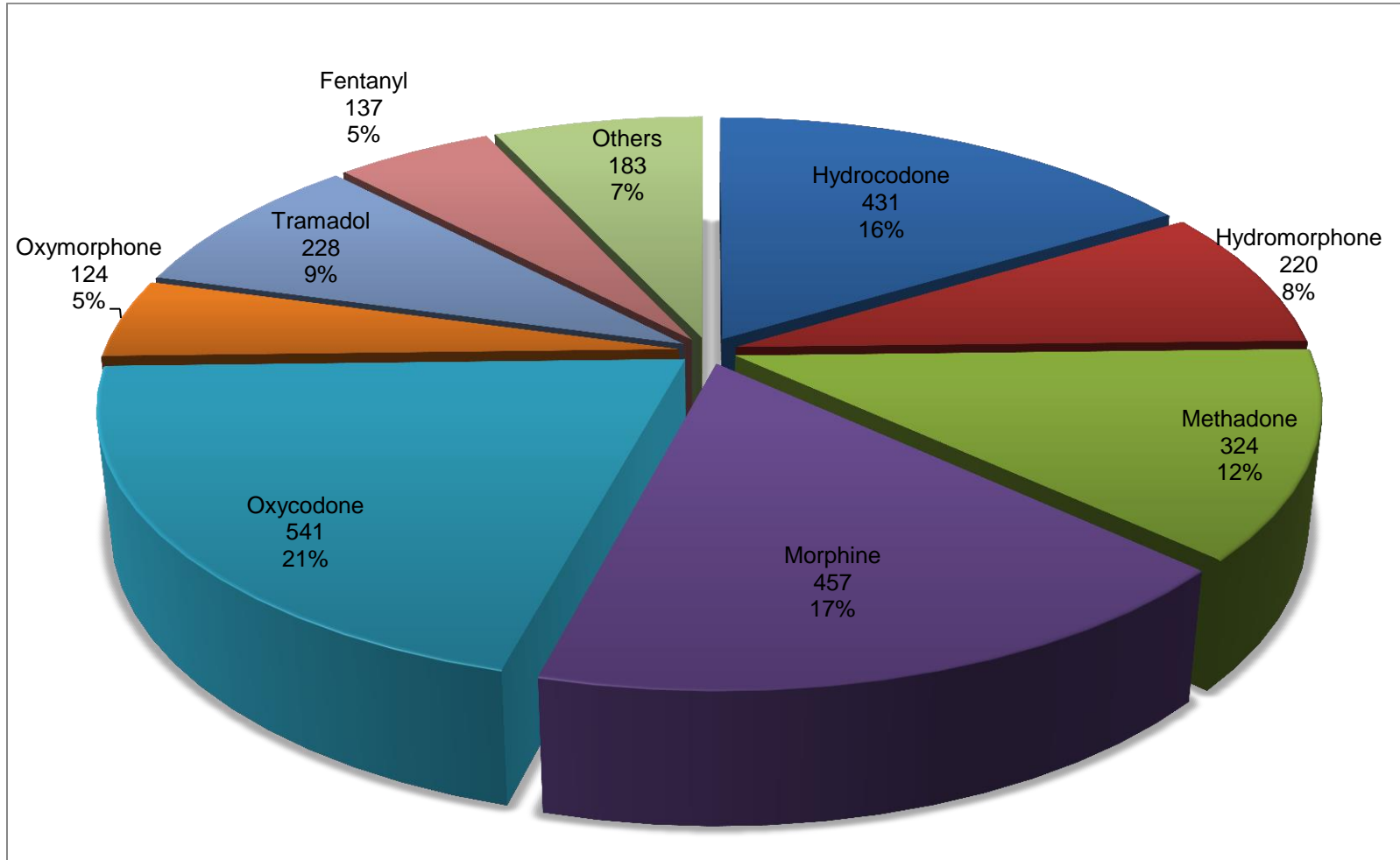
January – June 2013



Other category includes Estazolam, Flunitrazepam, Flurazepam and Triazolam, which individually constituted less than 1% of all occurrences.

# Frequency of Occurrence of Opioids

January – June 2013



Other category includes Buprenorphine, Codeine, Heroin and Meperidine, which individually constituted less than 1% of all occurrences.

## Comparison of Drug Occurrences in Decedents 2012 vs. 2013

DRUG FOUND IN BODY		JULY-DECEMBER 2012	JANUARY-JUNE 2013	PERCENTAGE CHANGE
<b>Amphetamines</b>	Amphetamine	110	111	0.9%
	Methamphetamine	72	81	12.5%
<b>Benzodiazepines</b>	Alprazolam	674	673	-0.1%
	Chlordiazepoxide	35	37	5.7%
	Clonazepam	85	198	132.9%
	Diazepam	350	370	5.7%
	Estazolam	3	2	*
	Flunitrazepam	0	0	No change
	Flurazepam	4	6	*
	Lorazepam	89	86	-3.4%
	Midazolam	87	83	-4.6%
	Nordiazepam	391	379	-3.1%
	Oxazepam	215	192	-10.7%
	Temazepam	275	259	-5.8%
	Triazolam	1	2	*
<b>Cathinones</b>		N/A	42	N/A
<b>Ethanol</b>		2011	1996	-0.7%
<b>Hallucinogenics</b>	Phenethylamines/Piperazine	N/A	5	N/A
	Tryptamines	N/A	1	N/A

N/A drugs were not tracked during the previous reporting year; therefore, comparisons could not be calculated.

\*Due to the small number of occurrences, percent changes were not calculated.

Note: Many of the deaths were found to have several drugs contributing to the death, thus the count of specific drugs listed is greater than the number of cases.

## Comparison of Drugs Occurrences in Decedents (continued)

DRUG FOUND IN BODY		JULY-DECEMBER 2012	JANUARY-JUNE 2013	PERCENTAGE CHANGE
<b>Inhalants</b>	Halogenated	N/A	19	N/A
	Helium	6	11	*
	Hydrocarbon	N/A	5	N/A
	Nitrous Oxide	1	1	No Change
<b>Opioids</b>	Buprenorphine	20	17	*
	Codeine	92	88	-4.3%
	Fentanyl	139	137	-1.4%
	Heroin	80	70	-12.5%
	Hydrocodone	396	431	8.8%
	Hydromorphone	224	220	-1.8%
	Meperidine	2	8	*
	Methadone	344	324	-5.8%
	Morphine	452	457	1.1%
	Oxycodone	651	541	-16.9%
	Oxymorphone	130	124	-4.6%
	Tramadol	242	228	-5.8%
<b>Other</b>	Cannabinoids	376	401	6.6%
	Carisoprodol/Meprobamate	151	129	-14.6%
	Cocaine	640	668	4.4%
	GHB	2	0	*
	Ketamine	10	7	*
	Phencyclidine (PCP)	0	0	No change
	Sympathomimetic Amines	n/a	14	N/A
	Synthetic Cannabinoids	n/a	16	N/A
Zolpidem	167	155	-7.2%	

N/A drugs were not tracked during the previous reporting year; therefore, comparisons could not be calculated.

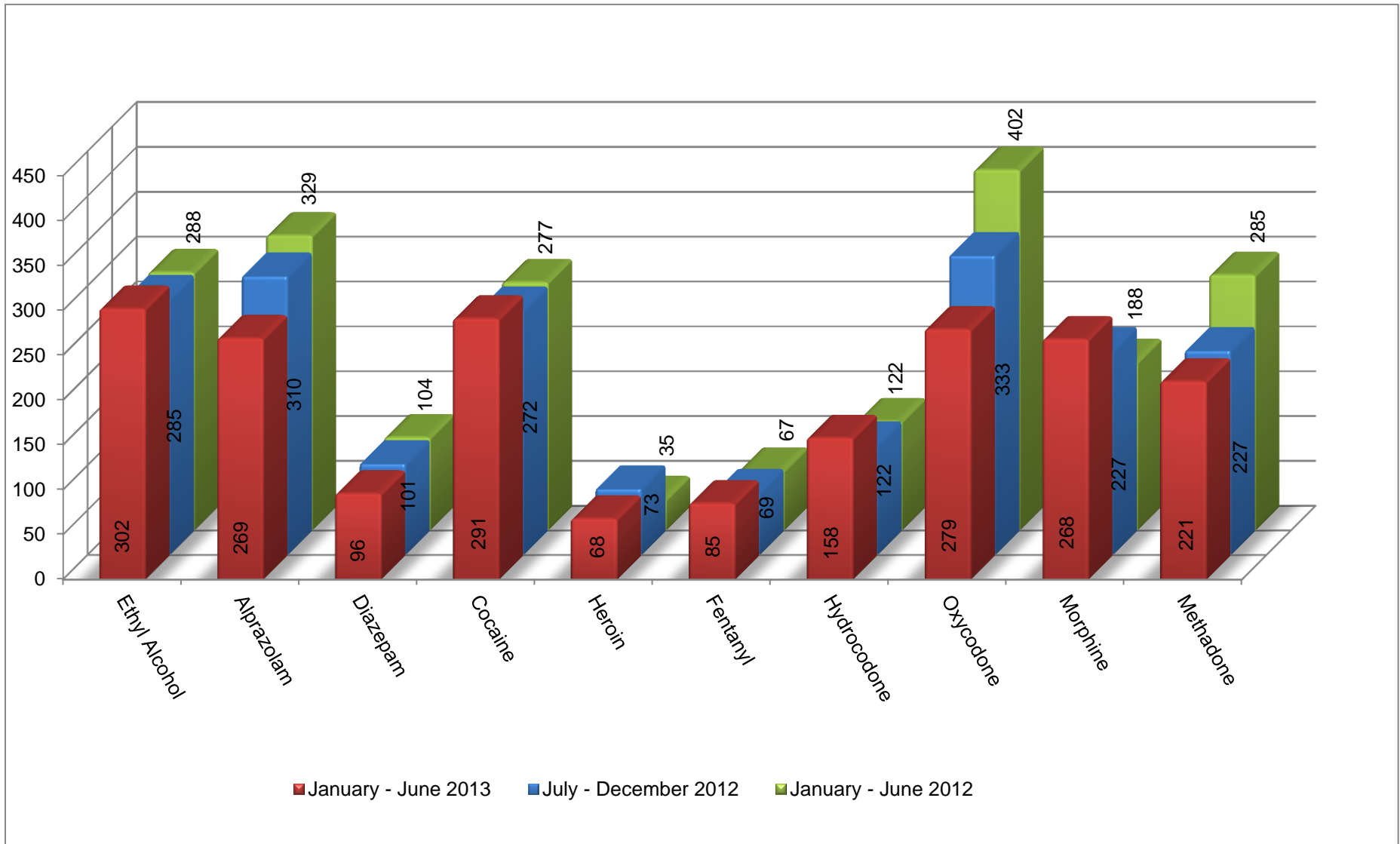
\*Due to the small number of occurrences, percent changes were not calculated.

Note: Many of the deaths were found to have several drugs contributing to the death, thus the count of specific drugs listed is greater than the number of cases.



# Drug Caused Deaths

January 2012 – June 2013



Note: Not all drugs are included in the above chart.

# Alprazolam Deaths

January – June 2013

Medical Examiner District & Area of Florida	
District	Area of Florida
1	Pensacola
2	Tallahassee
3	Live Oak
4	Jacksonville
5	Leesburg
6	St. Petersburg
7	Daytona Beach
8	Gainesville
9	Orlando
10	Lakeland
11	Miami
12	Sarasota
13	Tampa
14	Panama City
15	West Palm Bch
16	Florida Keys
17	Ft. Lauderdale
18	Melbourne
19	Ft. Pierce
20	Naples
21	Ft. Myers
22	Port Charlotte
23	St. Augustine
24	Sanford
<b>Statewide Totals</b>	

Total Deaths with Alprazolam		
Total	Cause	Present
15	7	8
13	4	9
5	4	1
59	14	45
40	15	25
55	27	28
18	3	15
13	7	6
42	13	29
23	11	12
55	21	34
41	16	25
64	28	36
12	5	7
43	21	22
4	1	3
51	32	19
32	14	18
23	1	22
12	8	4
24	8	16
8	2	6
8	3	5
13	4	9
<b>673</b>	<b>269</b>	<b>404</b>

Deaths with Alprazolam Only		
Total	Cause	Present
0	0	0
0	0	0
0	0	0
5	1	4
2	1	1
3	1	2
0	0	0
0	0	0
7	0	7
3	0	3
0	0	0
6	1	5
6	0	6
1	0	1
0	0	0
0	0	0
0	0	0
0	0	0
0	0	0
0	0	0
0	0	0
0	0	0
1	0	1
1	1	0
0	0	0
<b>35</b>	<b>5</b>	<b>30</b>

Deaths with Alprazolam in Combination with Other Drugs		
Total	Cause	Present
15	7	8
13	4	9
5	4	1
54	13	41
38	14	24
52	26	26
18	3	15
13	7	6
35	13	22
20	11	9
55	21	34
35	15	20
58	28	30
11	5	6
43	21	22
4	1	3
51	32	19
32	14	18
23	1	22
12	8	4
24	8	16
7	2	5
7	2	5
13	4	9
<b>638</b>	<b>264</b>	<b>374</b>

# Alprazolam Deaths by Age

January – June 2013

Medical Examiner District and Area of Florida		
District	Area of Florida	Total
1	Pensacola	15
2	Tallahassee	13
3	Live Oak	5
4	Jacksonville	59
5	Leesburg	40
6	St. Petersburg	55
7	Daytona Beach	18
8	Gainesville	13
9	Orlando	42
10	Lakeland	23
11	Miami	55
12	Sarasota	41
13	Tampa	64
14	Panama City	12
15	West Palm Bch	43
16	Florida Keys	4
17	Ft. Lauderdale	51
18	Melbourne	32
19	Ft. Pierce	23
20	Naples	12
21	Ft. Myers	24
22	Port Charlotte	8
23	St. Augustine	8
24	Sanford	13
<b>Statewide Totals</b>		<b>673</b>

Alprazolam Caused Death					
Age of Decedent					
Total	<18	18-25	26-34	35-50	>50
7	0	0	3	4	0
4	0	1	1	0	2
4	0	0	1	2	1
14	0	1	3	7	3
15	0	0	3	6	6
27	0	1	5	15	6
3	0	0	0	1	2
7	0	0	1	3	3
13	0	0	3	7	3
11	0	1	2	3	5
21	0	1	4	9	7
16	0	0	1	7	8
28	0	3	3	11	11
5	0	0	2	2	1
21	0	0	5	8	8
1	0	0	0	0	1
32	0	3	4	13	12
14	0	0	1	7	6
1	0	0	0	1	0
8	0	1	2	1	4
8	0	0	3	2	3
2	0	0	0	1	1
3	0	0	1	1	1
4	0	1	1	1	1
<b>269</b>	<b>0</b>	<b>13</b>	<b>49</b>	<b>112</b>	<b>95</b>

Alprazolam Present at Death					
Age of Decedent					
Total	<18	18-25	26-34	35-50	>50
8	0	0	2	3	3
9	0	0	1	4	4
1	0	0	0	1	0
45	0	5	8	14	18
25	0	1	1	10	13
28	0	1	2	9	16
15	0	0	2	10	3
6	0	0	1	1	4
29	0	5	3	9	12
12	0	2	2	3	5
34	0	2	4	9	19
25	1	1	4	8	11
36	1	2	3	14	16
7	0	1	1	2	3
22	0	1	4	6	11
3	0	0	0	2	1
19	0	1	3	7	8
18	0	1	2	10	5
22	0	1	3	12	6
4	0	0	1	0	3
16	0	1	2	5	8
6	0	2	0	2	2
5	0	0	0	2	3
9	0	2	2	2	3
<b>404</b>	<b>2</b>	<b>29</b>	<b>51</b>	<b>145</b>	<b>177</b>

# Diazepam Deaths

January – June 2013

Medical Examiner District & Area of Florida	
District	Area of Florida
1	Pensacola
2	Tallahassee
3	Live Oak
4	Jacksonville
5	Leesburg
6	St. Petersburg
7	Daytona Beach
8	Gainesville
9	Orlando
10	Lakeland
11	Miami
12	Sarasota
13	Tampa
14	Panama City
15	West Palm Bch
16	Florida Keys
17	Ft. Lauderdale
18	Melbourne
19	Ft. Pierce
20	Naples
21	Ft. Myers
22	Port Charlotte
23	St. Augustine
24	Sanford
<b>Statewide Totals</b>	

Total Deaths with Diazepam		
Total	Cause	Present
6	2	4
5	3	2
10	4	6
44	6	38
26	1	25
38	22	16
17	1	16
4	3	1
23	4	19
12	6	6
15	0	15
27	10	17
21	7	14
0	0	0
21	4	17
2	0	2
22	9	13
17	3	14
21	0	21
7	1	6
13	6	7
4	1	3
7	3	4
8	0	8
<b>370</b>	<b>96</b>	<b>274</b>

Deaths with Diazepam Only		
Total	Cause	Present
0	0	0
0	0	0
0	0	0
3	0	3
0	0	0
0	0	0
0	0	0
0	0	0
0	0	0
0	0	0
0	0	0
2	0	2
0	0	0
0	0	0
0	0	0
0	0	0
0	0	0
0	0	0
0	0	0
0	0	0
0	0	0
0	0	0
0	0	0
0	0	0
0	0	0
0	0	0
0	0	0
<b>5</b>	<b>0</b>	<b>5</b>

Deaths with Diazepam in Combination with Other Drugs		
Total	Cause	Present
6	2	4
5	3	2
10	4	6
41	6	35
26	1	25
38	22	16
17	1	16
4	3	1
23	4	19
12	6	6
15	0	15
25	10	15
21	7	14
0	0	0
21	4	17
2	0	2
22	9	13
17	3	14
21	0	21
7	1	6
13	6	7
4	1	3
7	3	4
8	0	8
<b>365</b>	<b>96</b>	<b>269</b>

## Diazepam Deaths by Age

January – June 2013

Medical Examiner District and Area of Florida		
District	Area of Florida	Total
1	Pensacola	6
2	Tallahassee	5
3	Live Oak	10
4	Jacksonville	44
5	Leesburg	26
6	St. Petersburg	38
7	Daytona Beach	17
8	Gainesville	4
9	Orlando	23
10	Lakeland	12
11	Miami	15
12	Sarasota	27
13	Tampa	21
14	Panama City	0
15	West Palm Beach	21
16	Florida Keys	2
17	Ft. Lauderdale	22
18	Melbourne	17
19	Ft. Pierce	21
20	Naples	7
21	Ft. Myers	13
22	Port Charlotte	4
23	St. Augustine	7
24	Sanford	8
<b>Statewide Totals</b>		<b>370</b>

Diazepam Caused Death					
Age of Decedent					
Total	< 18	18-25	26-34	35-50	>50
2	0	0	1	1	0
3	0	0	1	1	1
4	0	0	1	1	2
6	0	1	1	3	1
1	0	0	0	1	0
22	0	0	2	11	9
1	0	0	0	1	0
3	0	0	0	0	3
4	0	0	0	3	1
6	0	0	3	2	1
0	0	0	0	0	0
10	0	0	2	5	3
7	0	1	1	3	2
0	0	0	0	0	0
4	0	0	1	1	2
0	0	0	0	0	0
9	0	0	4	2	3
3	0	0	0	1	2
0	0	0	0	0	0
1	0	0	0	0	1
6	0	0	3	0	3
1	0	1	0	0	0
3	0	0	0	1	2
0	0	0	0	0	0
0	0	0	0	0	0
<b>96</b>	<b>0</b>	<b>3</b>	<b>20</b>	<b>37</b>	<b>36</b>

Diazepam Present at Death					
Age of Decedent					
Total	<18	18-25	26-34	35-50	>50
4	0	0	0	0	4
2	0	0	0	0	2
6	0	0	0	2	4
38	0	1	5	15	17
25	0	1	3	10	11
16	0	0	0	12	4
16	0	0	5	6	5
1	0	0	0	0	1
19	0	3	2	7	7
6	0	0	0	0	6
15	0	0	0	6	9
17	1	0	1	8	7
14	0	0	2	6	6
0	0	0	0	0	0
17	0	0	1	6	10
2	0	0	0	1	1
13	0	0	0	5	8
14	0	0	1	4	9
21	0	0	3	8	10
6	0	0	1	1	4
7	0	0	2	1	4
3	0	0	0	0	3
4	0	1	0	0	3
8	0	1	1	2	4
<b>274</b>	<b>1</b>	<b>7</b>	<b>27</b>	<b>100</b>	<b>139</b>

# Oxycodone Deaths

January – June 2013

Medical Examiner District & Area of Florida	
District	Area of Florida
1	Pensacola
2	Tallahassee
3	Live Oak
4	Jacksonville
5	Leesburg
6	St. Petersburg
7	Daytona Beach
8	Gainesville
9	Orlando
10	Lakeland
11	Miami
12	Sarasota
13	Tampa
14	Panama City
15	West Palm Bch
16	Florida Keys
17	Ft. Lauderdale
18	Melbourne
19	Ft. Pierce
20	Naples
21	Ft. Myers
22	Port Charlotte
23	St. Augustine
24	Sanford
<b>Statewide Totals</b>	

Total Deaths with Oxycodone		
Total	Cause	Present
6	3	3
4	1	3
7	5	2
48	24	24
35	18	17
56	31	25
11	6	5
8	4	4
33	16	17
28	17	11
23	9	14
25	20	5
60	28	32
7	3	4
33	16	17
0	0	0
28	20	8
39	17	22
28	12	16
12	6	6
22	10	12
9	3	6
11	8	3
8	2	6
<b>541</b>	<b>279</b>	<b>262</b>

Deaths with Oxycodone Only		
Total	Cause	Present
2	1	1
0	0	0
0	0	0
1	1	0
6	3	3
4	2	2
1	0	1
0	0	0
5	1	4
2	1	1
0	0	0
1	0	1
3	0	3
0	0	0
0	0	0
0	0	0
0	0	0
0	0	0
3	1	2
0	0	0
0	0	0
0	0	0
1	0	1
2	0	2
<b>31</b>	<b>10</b>	<b>21</b>

Deaths with Oxycodone in Combination with Other Drugs		
Total	Cause	Present
4	2	2
4	1	3
7	5	2
47	23	24
29	15	14
52	29	23
10	6	4
8	4	4
28	15	13
26	16	10
23	9	14
24	20	4
57	28	29
7	3	4
33	16	17
0	0	0
28	20	8
39	17	22
25	11	14
12	6	6
22	10	12
9	3	6
10	8	2
6	2	4
<b>510</b>	<b>269</b>	<b>241</b>

## Oxycodone Deaths by Age

January – June 2013

Medical Examiner District and Area of Florida		
District	Area of Florida	Total
1	Pensacola	6
2	Tallahassee	4
3	Live Oak	7
4	Jacksonville	48
5	Leesburg	35
6	St. Petersburg	56
7	Daytona Beach	11
8	Gainesville	8
9	Orlando	33
10	Lakeland	28
11	Miami	23
12	Sarasota	25
13	Tampa	60
14	Panama City	7
15	West Palm Bch	33
16	Florida Keys	0
17	Ft. Lauderdale	28
18	Melbourne	39
19	Ft. Pierce	28
20	Naples	12
21	Ft. Myers	22
22	Port Charlotte	9
23	St. Augustine	11
24	Sanford	8
<b>Statewide Totals</b>		<b>541</b>

Oxycodone Caused Death					
Age of Decedent					
Total	< 18	18-25	26-34	35-50	>50
3	0	0	2	0	1
1	0	0	1	0	0
5	0	0	2	2	1
24	0	2	8	9	5
18	0	1	2	9	6
31	0	2	1	15	13
6	0	0	1	4	1
4	0	0	1	2	1
16	0	0	3	7	6
17	0	0	2	2	13
9	0	1	1	3	4
20	0	2	2	5	11
28	0	3	5	15	5
3	0	1	1	0	1
16	0	0	2	9	5
0	0	0	0	0	0
20	0	1	3	8	8
17	0	0	3	7	7
12	0	0	1	6	5
6	0	1	1	1	3
10	0	0	4	1	5
3	0	0	0	2	1
8	0	0	1	6	1
2	0	0	1	0	1
<b>279</b>	<b>0</b>	<b>14</b>	<b>48</b>	<b>113</b>	<b>104</b>

Oxycodone Present at Death					
Age of Decedent					
Total	<18	18-25	26-34	35-50	>50
3	0	0	1	0	2
3	0	1	0	1	1
2	0	1	1	0	0
24	0	1	3	7	13
17	0	1	0	3	13
25	1	1	2	8	13
5	0	0	1	3	1
4	0	0	1	1	2
17	0	0	1	9	7
11	0	0	1	3	7
14	0	0	1	3	10
5	0	1	1	0	3
32	0	1	3	12	16
4	0	1	0	0	3
17	0	0	2	6	9
0	0	0	0	0	0
8	0	0	2	3	3
22	0	1	4	6	11
16	0	0	2	4	10
6	0	0	1	0	5
12	0	1	0	3	8
6	0	0	0	2	4
3	0	0	0	1	2
6	0	1	1	2	2
<b>262</b>	<b>1</b>	<b>11</b>	<b>28</b>	<b>77</b>	<b>145</b>

# Hydrocodone Deaths

January – June 2013

Medical Examiner District & Area of Florida	
District	Area of Florida
1	Pensacola
2	Tallahassee
3	Live Oak
4	Jacksonville
5	Leesburg
6	St. Petersburg
7	Daytona Beach
8	Gainesville
9	Orlando
10	Lakeland
11	Miami
12	Sarasota
13	Tampa
14	Panama City
15	West Palm Bch
16	Florida Keys
17	Ft. Lauderdale
18	Melbourne
19	Ft. Pierce
20	Naples
21	Ft. Myers
22	Port Charlotte
23	St. Augustine
24	Sanford
<b>Statewide Totals</b>	

Total Deaths with Hydrocodone		
Total	Cause	Present
20	3	17
7	1	6
9	1	8
66	18	48
29	7	22
32	17	15
14	5	9
11	7	4
30	10	20
27	15	12
16	5	11
18	10	8
26	8	18
10	2	8
17	11	6
4	2	2
19	14	5
28	10	18
10	3	7
6	3	3
12	1	11
8	1	7
7	3	4
5	1	4
<b>431</b>	<b>158</b>	<b>273</b>

Deaths with Hydrocodone Only		
Total	Cause	Present
1	0	1
0	0	0
3	0	3
12	0	12
5	2	3
4	0	4
5	0	5
0	0	0
9	0	9
8	1	7
0	0	0
3	1	2
5	0	5
2	0	2
0	0	0
0	0	0
0	0	0
0	0	0
1	0	1
0	0	0
0	0	0
1	0	1
1	0	1
1	0	1
<b>61</b>	<b>4</b>	<b>57</b>

Deaths with Hydrocodone in Combination with Other Drugs		
Total	Cause	Present
19	3	16
7	1	6
6	1	5
54	18	36
24	5	19
28	17	11
9	5	4
11	7	4
21	10	11
19	14	5
16	5	11
15	9	6
21	8	13
8	2	6
17	11	6
4	2	2
19	14	5
28	10	18
9	3	6
6	3	3
12	1	11
7	1	6
6	3	3
4	1	3
<b>370</b>	<b>154</b>	<b>216</b>



# Hydrocodone Deaths by Age

January – June 2013

Medical Examiner District and Area of Florida		
District	Area of Florida	Total
1	Pensacola	20
2	Tallahassee	7
3	Live Oak	9
4	Jacksonville	66
5	Leesburg	29
6	St. Petersburg	32
7	Daytona Beach	14
8	Gainesville	11
9	Orlando	30
10	Lakeland	27
11	Miami	16
12	Sarasota	18
13	Tampa	26
14	Panama City	10
15	West Palm Bch	17
16	Florida Keys	4
17	Ft. Lauderdale	19
18	Melbourne	28
19	Ft. Pierce	10
20	Naples	6
21	Ft. Myers	12
22	Port Charlotte	8
23	St. Augustine	7
24	Sanford	5
<b>Statewide Totals</b>		<b>431</b>

Hydrocodone Caused Death					
Age of Decedent					
Total	< 18	18-25	26-34	35-50	>50
3	0	0	0	3	0
1	0	0	0	0	1
1	0	1	0	0	0
18	0	1	3	7	7
7	0	0	0	1	6
17	1	0	1	8	7
5	0	0	0	2	3
7	0	0	2	0	5
10	0	2	0	4	4
15	0	1	2	2	10
5	0	0	1	2	2
10	0	1	0	5	4
8	0	0	2	1	5
2	0	0	0	2	0
11	0	0	3	1	7
2	0	1	0	0	1
14	0	1	1	4	8
10	0	0	0	8	2
3	0	0	0	2	1
3	0	0	0	1	2
1	0	0	0	0	1
1	0	0	0	0	1
3	0	0	1	1	1
1	0	0	0	1	0
<b>158</b>	<b>1</b>	<b>8</b>	<b>16</b>	<b>55</b>	<b>78</b>

Hydrocodone Present at Death					
Age of Decedent					
Total	<18	18-25	26-34	35-50	>50
17	0	0	2	9	6
6	0	1	0	2	3
8	0	0	7	0	1
48	0	5	5	17	21
22	0	0	2	10	10
15	1	0	1	1	12
9	0	0	0	3	6
4	0	0	0	3	1
20	0	0	1	6	13
12	0	0	3	0	9
11	1	0	1	3	6
8	0	0	0	4	4
18	0	0	1	3	14
8	0	0	0	4	4
6	0	0	0	2	4
2	0	0	0	1	1
5	0	0	1	2	2
18	0	0	2	3	13
7	0	0	1	3	3
3	0	0	0	0	3
11	0	0	0	3	8
7	0	0	0	3	4
4	0	0	0	2	2
4	0	0	0	1	3
<b>273</b>	<b>2</b>	<b>6</b>	<b>27</b>	<b>85</b>	<b>153</b>

# Methadone Deaths

January – June 2013

Medical Examiner District & Area of Florida	
District	Area of Florida
1	Pensacola
2	Tallahassee
3	Live Oak
4	Jacksonville
5	Leesburg
6	St. Petersburg
7	Daytona Beach
8	Gainesville
9	Orlando
10	Lakeland
11	Miami
12	Sarasota
13	Tampa
14	Panama City
15	West Palm Bch
16	Florida Keys
17	Ft. Lauderdale
18	Melbourne
19	Ft. Pierce
20	Naples
21	Ft. Myers
22	Port Charlotte
23	St. Augustine
24	Sanford
<b>Statewide Totals</b>	

Total Deaths with Methadone		
Total	Cause	Present
6	3	3
5	2	3
9	7	2
28	21	7
33	25	8
42	37	5
9	8	1
7	3	4
22	12	10
9	5	4
4	2	2
23	15	8
45	27	18
5	3	2
9	7	2
0	0	0
15	10	5
16	11	5
10	6	4
7	5	2
6	3	3
2	1	1
8	5	3
4	3	1
<b>324</b>	<b>221</b>	<b>103</b>

Deaths with Methadone Only		
Total	Cause	Present
0	0	0
0	0	0
3	1	2
4	3	1
3	3	0
4	4	0
1	1	0
0	0	0
2	1	1
1	0	1
0	0	0
1	1	0
8	5	3
0	0	0
0	0	0
0	0	0
0	0	0
0	0	0
0	0	0
0	0	0
0	0	0
0	0	0
0	0	0
0	0	0
0	0	0
<b>27</b>	<b>19</b>	<b>8</b>

Deaths with Methadone in Combination with Other Drugs		
Total	Cause	Present
6	3	3
5	2	3
6	6	0
24	18	6
30	22	8
38	33	5
8	7	1
7	3	4
20	11	9
8	5	3
4	2	2
22	14	8
37	22	15
5	3	2
9	7	2
0	0	0
15	10	5
16	11	5
10	6	4
7	5	2
6	3	3
2	1	1
8	5	3
4	3	1
<b>297</b>	<b>202</b>	<b>95</b>

# Methadone Deaths by Age

January – June 2013

Medical Examiner District and Area of Florida		
District	Area of Florida	Total
1	Pensacola	6
2	Tallahassee	5
3	Live Oak	9
4	Jacksonville	28
5	Leesburg	33
6	St. Petersburg	42
7	Daytona Beach	9
8	Gainesville	7
9	Orlando	22
10	Lakeland	9
11	Miami	4
12	Sarasota	23
13	Tampa	45
14	Panama City	5
15	West Palm Bch	9
16	Florida Keys	0
17	Ft. Lauderdale	15
18	Melbourne	16
19	Ft. Pierce	10
20	Naples	7
21	Ft. Myers	6
22	Port Charlotte	2
23	St. Augustine	8
24	Sanford	4
<b>Statewide Totals</b>		<b>324</b>

Methadone Caused Death					
Age of Decedent					
Total	< 18	18-25	26-34	35-50	>50
3	0	0	1	2	0
2	0	0	1	0	1
7	0	0	1	3	3
21	0	2	3	10	6
25	0	2	3	12	8
37	3	2	5	18	9
8	0	0	2	5	1
3	0	0	2	0	1
12	0	0	1	9	2
5	0	0	1	2	2
2	0	0	0	2	0
15	0	1	2	8	4
27	0	2	3	15	7
3	0	0	1	0	2
7	0	0	1	3	3
0	0	0	0	0	0
10	0	2	3	4	1
11	0	0	2	4	5
6	0	0	1	4	1
5	0	0	0	2	3
3	0	0	2	0	1
1	0	1	0	0	0
5	0	0	1	2	2
3	0	0	0	0	3
<b>221</b>	<b>3</b>	<b>12</b>	<b>36</b>	<b>105</b>	<b>65</b>

Methadone Present at Death					
Age of Decedent					
Total	<18	18-25	26-34	35-50	>50
3	0	0	1	1	1
3	0	1	0	1	1
2	0	1	0	1	0
7	0	0	2	2	3
8	0	1	0	3	4
5	0	0	2	1	2
1	0	0	0	1	0
4	0	0	1	1	2
10	0	1	2	3	4
4	0	0	0	1	3
2	0	0	0	0	2
8	0	0	0	6	2
18	0	2	2	6	8
2	0	0	1	0	1
2	0	0	0	0	2
0	0	0	0	0	0
5	0	0	0	0	5
5	0	1	0	2	2
4	0	0	0	1	3
2	0	0	1	1	0
3	0	0	0	3	0
1	0	0	0	1	0
3	0	0	1	1	1
1	0	1	0	0	0
<b>103</b>	<b>0</b>	<b>8</b>	<b>13</b>	<b>36</b>	<b>46</b>

# Morphine Deaths

January – June 2013

Medical Examiner District & Area of Florida	
District	Area of Florida
1	Pensacola
2	Tallahassee
3	Live Oak
4	Jacksonville
5	Leesburg
6	St. Petersburg
7	Daytona Beach
8	Gainesville
9	Orlando
10	Lakeland
11	Miami
12	Sarasota
13	Tampa
14	Panama City
15	West Palm Bch
16	Florida Keys
17	Ft. Lauderdale
18	Melbourne
19	Ft. Pierce
20	Naples
21	Ft. Myers
22	Port Charlotte
23	St. Augustine
24	Sanford
<b>Statewide Totals</b>	

Total Deaths with Morphine		
Total	Cause	Present
6	3	3
7	2	5
3	2	1
29	19	10
25	19	6
50	31	19
17	12	5
14	6	8
50	24	26
20	16	4
36	21	15
14	11	3
40	16	24
2	0	2
23	17	6
1	1	0
39	28	11
13	8	5
13	9	4
4	4	0
21	13	8
17	1	16
4	1	3
9	4	5
<b>457</b>	<b>268</b>	<b>189</b>

Deaths with Morphine Only		
Total	Cause	Present
0	0	0
0	0	0
0	0	0
5	1	4
2	1	1
4	2	2
2	2	0
0	0	0
4	1	3
1	0	1
0	0	0
2	1	1
8	1	7
0	0	0
0	0	0
0	0	0
0	0	0
0	0	0
0	0	0
1	0	1
0	0	0
0	0	0
6	0	6
1	0	1
3	0	3
<b>39</b>	<b>9</b>	<b>30</b>

Deaths with Morphine in Combination with Other Drugs		
Total	Cause	Present
6	3	3
7	2	5
3	2	1
24	18	6
23	18	5
46	29	17
15	10	5
14	6	8
46	23	23
19	16	3
36	21	15
12	10	2
32	15	17
2	0	2
23	17	6
1	1	0
39	28	11
13	8	5
12	9	3
4	4	0
21	13	8
11	1	10
3	1	2
6	4	2
<b>418</b>	<b>259</b>	<b>159</b>

# Morphine Deaths by Age

January – June 2013

Medical Examiner District and Area of Florida		
District	Area of Florida	Total
1	Pensacola	6
2	Tallahassee	7
3	Live Oak	3
4	Jacksonville	29
5	Leesburg	25
6	St. Petersburg	50
7	Daytona Beach	17
8	Gainesville	14
9	Orlando	50
10	Lakeland	20
11	Miami	36
12	Sarasota	14
13	Tampa	40
14	Panama City	2
15	West Palm Bch	23
16	Florida Keys	1
17	Ft. Lauderdale	39
18	Melbourne	13
19	Ft. Pierce	13
20	Naples	4
21	Ft. Myers	21
22	Port Charlotte	17
23	St. Augustine	4
24	Sanford	9
<b>Statewide Totals</b>		<b>457</b>

Morphine Caused Death					
Age of Decedent					
Total	< 18	18-25	26-34	35-50	>50
3	0	0	2	1	0
2	0	1	1	0	0
2	0	0	0	1	1
19	0	2	2	13	2
19	0	0	1	8	10
31	0	0	4	8	19
12	0	0	2	5	5
6	0	2	1	2	1
24	0	3	5	7	9
16	0	2	3	3	8
21	0	4	5	7	5
11	0	1	2	4	4
16	0	1	3	7	5
0	0	0	0	0	0
17	0	2	4	6	5
1	0	0	0	0	1
28	0	4	8	4	12
8	0	0	1	4	3
9	0	0	2	5	2
4	0	0	1	2	1
13	0	1	2	3	7
1	0	0	0	0	1
1	0	0	0	0	1
4	0	1	0	1	2
<b>268</b>	<b>0</b>	<b>24</b>	<b>49</b>	<b>91</b>	<b>104</b>

Morphine Present at Death					
Age of Decedent					
Total	<18	18-25	26-34	35-50	>50
3	0	1	1	1	0
5	0	0	0	0	5
1	0	0	1	0	0
10	1	0	1	4	4
6	0	0	1	3	2
19	0	0	1	5	13
5	2	0	0	1	2
8	2	0	0	3	3
26	0	1	2	5	18
4	0	0	0	1	3
15	0	1	0	1	13
3	0	0	0	1	2
24	0	0	0	7	17
2	0	0	0	1	1
6	0	0	0	2	4
0	0	0	0	0	0
11	0	0	1	0	10
5	0	0	0	1	4
4	0	1	0	0	3
0	0	0	0	0	0
8	0	0	1	2	5
16	0	1	0	2	13
3	0	0	0	1	2
5	0	0	0	3	2
<b>189</b>	<b>5</b>	<b>5</b>	<b>9</b>	<b>44</b>	<b>126</b>

# Cocaine Deaths

January – June 2013

Medical Examiner District & Area of Florida	
District	Area of Florida
1	Pensacola
2	Tallahassee
3	Live Oak
4	Jacksonville
5	Leesburg
6	St. Petersburg
7	Daytona Beach
8	Gainesville
9	Orlando
10	Lakeland
11	Miami
12	Sarasota
13	Tampa
14	Panama City
15	West Palm Bch
16	Florida Keys
17	Ft. Lauderdale
18	Melbourne
19	Ft. Pierce
20	Naples
21	Ft. Myers
22	Port Charlotte
23	St. Augustine
24	Sanford
<b>Statewide Totals</b>	

Total Deaths with Cocaine		
Total	Cause	Present
22	1	21
14	5	9
5	4	1
68	36	32
32	19	13
47	31	16
17	2	15
14	8	6
59	25	34
19	11	8
119	37	82
28	10	18
37	17	20
7	1	6
50	27	23
3	1	2
41	28	13
26	12	14
15	4	11
6	3	3
26	7	19
1	1	0
7	0	7
5	1	4
<b>668</b>	<b>291</b>	<b>377</b>

Deaths with Cocaine Only		
Total	Cause	Present
3	1	2
0	0	0
1	1	0
8	5	3
7	4	3
5	4	1
3	1	2
0	0	0
17	5	12
7	3	4
0	0	0
3	1	2
10	3	7
3	0	3
0	0	0
0	0	0
0	0	0
0	0	0
1	0	1
0	0	0
0	0	0
2	0	2
1	0	1
<b>71</b>	<b>28</b>	<b>43</b>

Deaths with Cocaine in Combination with Other Drugs		
Total	Cause	Present
19	0	19
14	5	9
4	3	1
60	31	29
25	15	10
42	27	15
14	1	13
14	8	6
42	20	22
12	8	4
119	37	82
25	9	16
27	14	13
4	1	3
50	27	23
3	1	2
41	28	13
26	12	14
14	4	10
6	3	3
26	7	19
1	1	0
5	0	5
4	1	3
<b>597</b>	<b>263</b>	<b>334</b>

# Cocaine Deaths by Age

January – June 2013

Medical Examiner District and Area of Florida		
District	Area of Florida	Total
1	Pensacola	22
2	Tallahassee	14
3	Live Oak	5
4	Jacksonville	68
5	Leesburg	32
6	St. Petersburg	47
7	Daytona Beach	17
8	Gainesville	14
9	Orlando	59
10	Lakeland	19
11	Miami	119
12	Sarasota	28
13	Tampa	37
14	Panama City	7
15	West Palm Bch	50
16	Florida Keys	3
17	Ft. Lauderdale	41
18	Melbourne	26
19	Ft. Pierce	15
20	Naples	6
21	Ft. Myers	26
22	Port Charlotte	1
23	St. Augustine	7
24	Sanford	5
<b>Statewide Totals</b>		<b>668</b>

Cocaine Caused Death					
Age of Decedent					
Total	< 18	18-25	26-34	35-50	>50
1	0	0	1	0	0
5	0	0	1	1	3
4	0	0	0	2	2
36	0	3	6	17	10
19	0	1	3	12	3
31	0	3	3	16	9
2	0	0	0	2	0
8	0	1	2	4	1
25	0	4	3	7	11
11	0	1	1	4	5
37	0	2	6	14	15
10	0	2	3	4	1
17	0	0	2	11	4
1	0	0	0	1	0
27	0	2	5	11	9
1	0	1	0	0	0
28	1	1	2	14	10
12	0	0	3	6	3
4	0	1	1	1	1
3	0	1	0	0	2
7	0	0	1	2	4
1	0	0	0	0	1
0	0	0	0	0	0
1	0	0	0	1	0
<b>291</b>	<b>1</b>	<b>23</b>	<b>43</b>	<b>130</b>	<b>94</b>

Cocaine Present at Death					
Age of Decedent					
Total	<18	18-25	26-34	35-50	>50
21	0	1	7	12	1
9	0	4	1	2	2
1	0	0	1	0	0
32	0	10	4	11	7
13	0	2	6	5	0
16	0	1	2	11	2
15	0	0	4	6	5
6	0	0	4	2	0
34	0	1	10	15	8
8	0	0	3	2	3
82	0	13	22	27	20
18	1	3	3	7	4
20	0	2	2	8	8
6	0	1	0	4	1
23	0	3	8	7	5
2	0	1	1	0	0
13	1	2	5	5	0
14	0	1	3	4	6
11	0	0	3	5	3
3	0	0	1	1	1
19	0	2	1	9	7
0	0	0	0	0	0
7	0	0	2	2	3
4	0	0	0	3	1
<b>377</b>	<b>2</b>	<b>47</b>	<b>93</b>	<b>148</b>	<b>87</b>

# Heroin Deaths

January – June 2013

Medical Examiner District & Area of Florida	
District	Area of Florida
1	Pensacola
2	Tallahassee
3	Live Oak
4	Jacksonville
5	Leesburg
6	St. Petersburg
7	Daytona Beach
8	Gainesville
9	Orlando
10	Lakeland
11	Miami
12	Sarasota
13	Tampa
14	Panama City
15	West Palm Bch
16	Florida Keys
17	Ft. Lauderdale
18	Melbourne
19	Ft. Pierce
20	Naples
21	Ft. Myers
22	Port Charlotte
23	St. Augustine
24	Sanford
<b>Statewide Totals</b>	

Total Deaths with Heroin		
Total	Cause	Present
1	1	0
0	0	0
0	0	0
6	5	1
0	0	0
1	1	0
0	0	0
1	1	0
10	10	0
2	2	0
18	17	1
5	5	0
1	1	0
0	0	0
10	10	0
0	0	0
2	2	0
1	1	0
2	2	0
1	1	0
5	5	0
0	0	0
0	0	0
4	4	0
<b>70</b>	<b>68</b>	<b>2</b>

Deaths with Heroin Only		
Total	Cause	Present
0	0	0
0	0	0
0	0	0
0	0	0
0	0	0
0	0	0
0	0	0
0	0	0
0	0	0
0	0	0
0	0	0
0	0	0
0	0	0
0	0	0
0	0	0
0	0	0
0	0	0
0	0	0
0	0	0
0	0	0
0	0	0
0	0	0
0	0	0
<b>0</b>	<b>0</b>	<b>0</b>

Deaths with Heroin in Combination with Other Drugs		
Total	Cause	Present
1	1	0
0	0	0
0	0	0
6	5	1
0	0	0
1	1	0
0	0	0
1	1	0
10	10	0
2	2	0
18	17	1
5	5	0
1	1	0
0	0	0
10	10	0
0	0	0
2	2	0
1	1	0
2	2	0
1	1	0
5	5	0
0	0	0
0	0	0
4	4	0
<b>70</b>	<b>68</b>	<b>2</b>



## Heroin Deaths by Age

January – June 2013

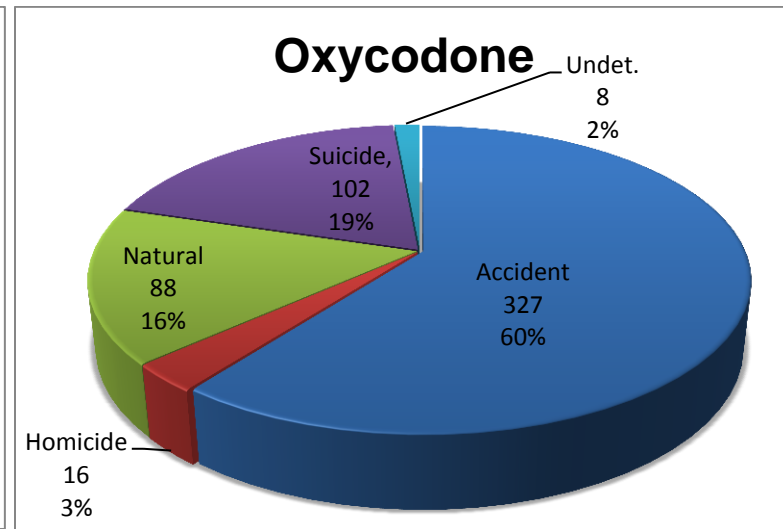
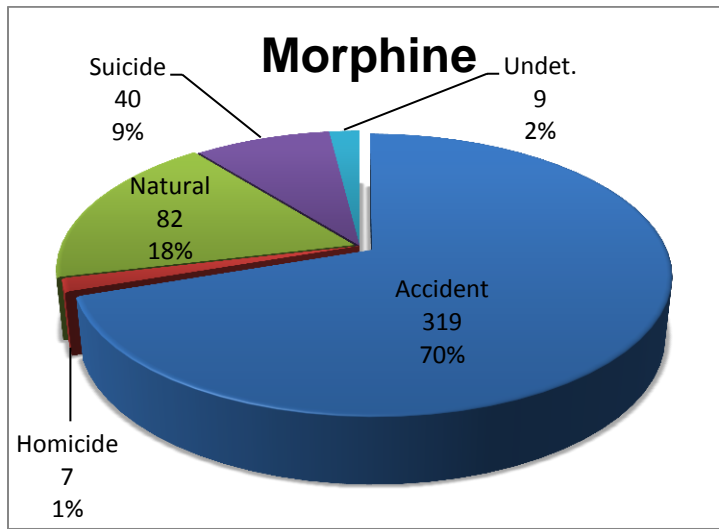
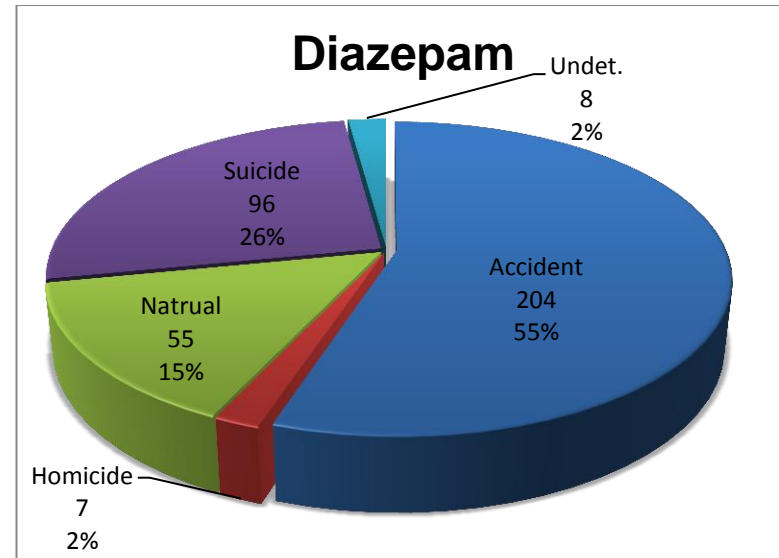
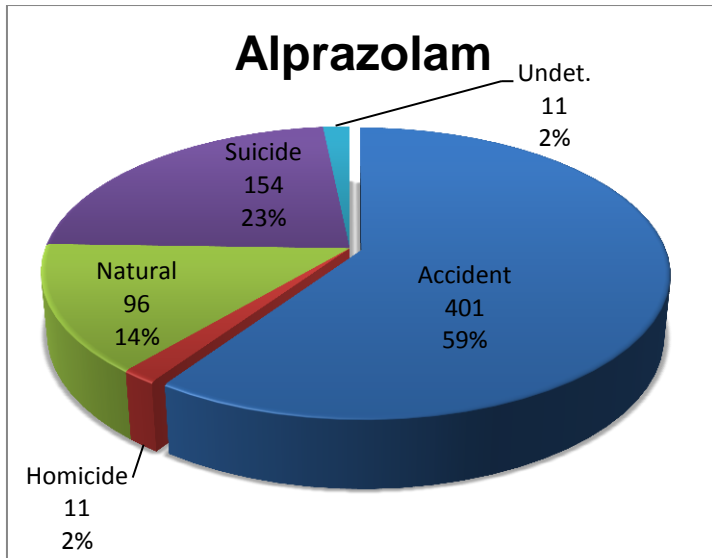
Medical Examiner District and Area of Florida		
District	Area of Florida	Total
1	Pensacola	1
2	Tallahassee	0
3	Live Oak	0
4	Jacksonville	6
5	Leesburg	0
6	St. Petersburg	1
7	Daytona Beach	0
8	Gainesville	1
9	Orlando	10
10	Lakeland	2
11	Miami	18
12	Sarasota	5
13	Tampa	1
14	Panama City	0
15	West Palm Bch	10
16	Florida Keys	0
17	Ft. Lauderdale	2
18	Melbourne	1
19	Ft. Pierce	2
20	Naples	1
21	Ft. Myers	5
22	Port Charlotte	0
23	St. Augustine	0
24	Sanford	4
<b>Statewide Totals</b>		<b>70</b>

Heroin Caused Death					
Age of Decedent					
Total	< 18	18-25	26-34	35-50	>50
1	0	0	0	1	0
0	0	0	0	0	0
0	0	0	0	0	0
5	0	1	2	2	0
0	0	0	0	0	0
1	0	0	1	0	0
0	0	0	0	0	0
1	0	0	0	1	0
10	0	0	4	2	4
2	0	1	0	0	1
17	0	3	5	6	3
5	0	1	2	1	1
1	0	0	0	1	0
0	0	0	0	0	0
10	0	1	2	4	3
0	0	0	0	0	0
2	0	0	2	0	0
1	0	0	1	0	0
2	0	0	1	1	0
1	0	0	0	1	0
5	0	1	1	1	2
0	0	0	0	0	0
0	0	0	0	0	0
4	0	2	0	2	0
<b>68</b>	<b>0</b>	<b>10</b>	<b>21</b>	<b>23</b>	<b>14</b>

Heroin Present at Death					
Age of Decedent					
Total	<18	18-25	26-34	35-50	>50
0	0	0	0	0	0
0	0	0	0	0	0
0	0	0	0	0	0
1	0	0	1	0	0
0	0	0	0	0	0
0	0	0	0	0	0
0	0	0	0	0	0
0	0	0	0	0	0
0	0	0	0	0	0
0	0	0	0	0	0
0	0	0	0	0	0
1	0	0	0	0	1
0	0	0	0	0	0
0	0	0	0	0	0
0	0	0	0	0	0
0	0	0	0	0	0
0	0	0	0	0	0
0	0	0	0	0	0
0	0	0	0	0	0
0	0	0	0	0	0
0	0	0	0	0	0
0	0	0	0	0	0
0	0	0	0	0	0
<b>2</b>	<b>0</b>	<b>0</b>	<b>1</b>	<b>0</b>	<b>1</b>

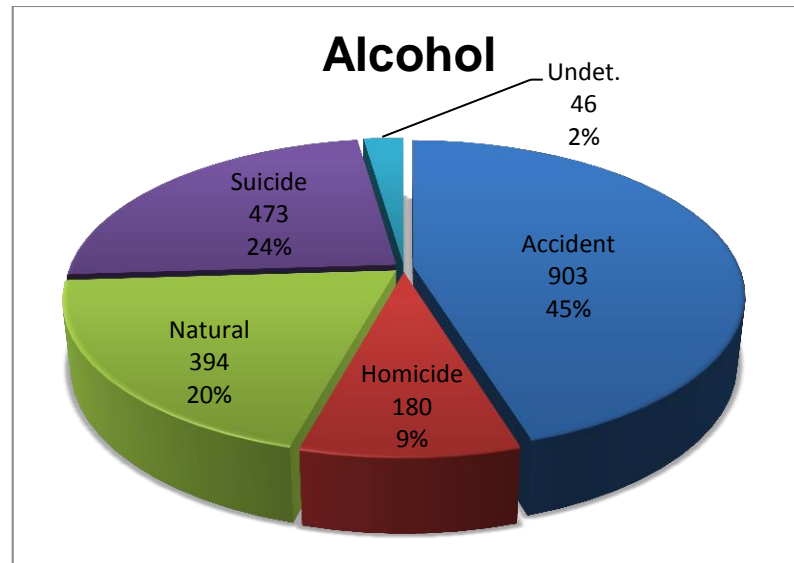
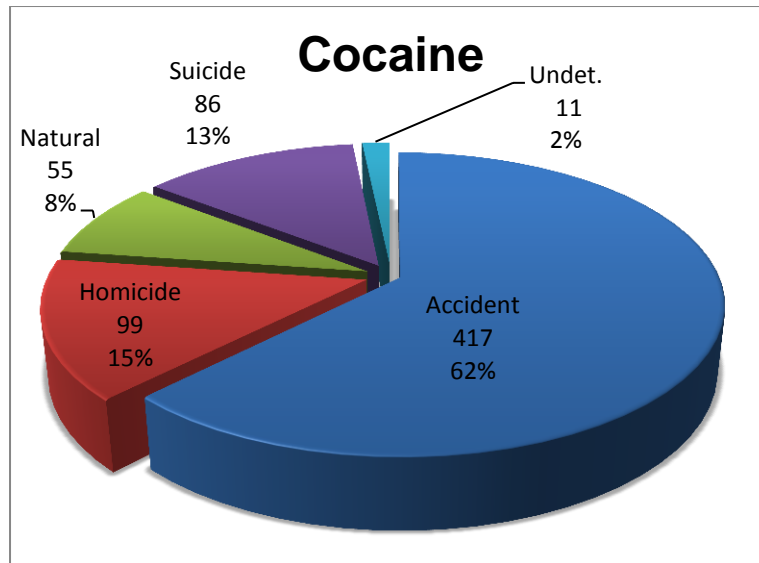
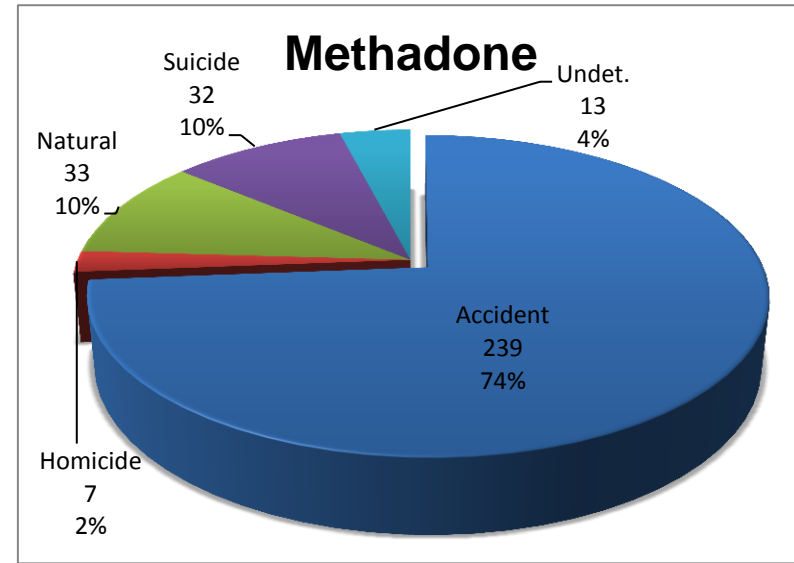
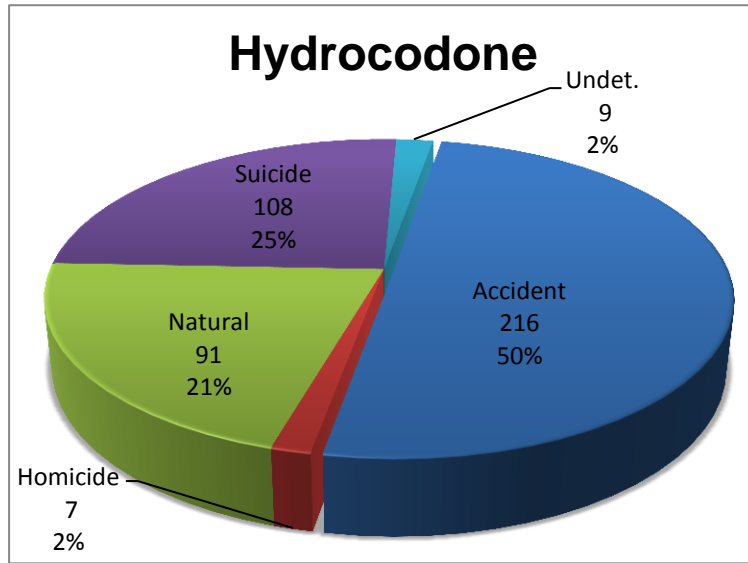
## Manner of Death for Cases Reported

(Accident, Homicide, Natural, Suicide or Undetermined)



## Manner of Death for Cases Reported

(Accident, Homicide, Natural, Suicide or Undetermined)



## Glossary

**Amphetamines** – A group of synthetic psychoactive drugs called central nervous system (CNS) stimulants. The collective group of amphetamines includes amphetamine, dextroamphetamine, and methamphetamine. Methamphetamine is also known as “meth,” “crank,” “speed” and “tina.”

**Benzodiazepines** – A family of sedative-hypnotic drugs indicated for the treatment of stress, anxiety, seizures and alcohol withdrawal. Benzodiazepines are often referred to as “minor tranquilizers.” Xanax (Alprazolam) and Valium (Diazepam) are the most commonly prescribed drugs in this drug class.

**Buprenorphine** – A semi-synthetic opioid known as Buprenex, Suboxone, and Subutex indicated for the treatment of opioid addiction and moderate to severe pain.

**Cathinones** - a family of drugs containing one or more synthetic chemicals related to cathinone, an amphetamine-like stimulant found naturally in the Khat plant. They are 'cousins' of the amphetamine family of drugs, which includes amphetamine, methamphetamine and MDMA (ecstasy). It often goes by the street name of “Molly.”

**Cannabinoids** – A series of compounds found in the marijuana plant, the most psychoactive of which is THC, a strong, illicit hallucinogen. Street names for this drug are often associated with a geographic area from which it came but also include generic names like “ganja,” “MJ,” “ragweed,” “reefer” and “grass.”

**Carisoprodol** – Muscle relaxant indicated for the treatment of pain, muscle spasms and limited mobility. It is often abused in conjunction with analgesics for enhanced euphoric effect. It is marketed as Soma.

**Cocaine** – An illicit stimulant. Powdered cocaine goes by many street names including “C,” “blow,” “snow,” and “nose candy,” while freebase cocaine is mostly commonly known as “crack.”

**Ethanol** – ethyl alcohol.

**Fentanyl** – Synthetic narcotic analgesic (pain killer) used in the Durgesic transdermal patch. Also available in a solid “lollypop” sold under the brand name Actiq.

**Flunitrazepam (Rohypnol)** – Commonly referred to as a “date rape” drug. It is a sedative-hypnotic drug in the Benzodiazepine class. It often goes by the street name “roofies.”

## Glossary (Continued)

**Gamma-Hydroxybutyric Acid (GHB)** – A depressant, also known as a “date rape” drug. GHB often goes by the street name “easy lay,” “scoop,” “liquid X,” “Georgia home boy” and “grievous bodily harm.”

**Heroin** – An illicit narcotic derivative. It is a semi-synthetic product of opium. Heroin also has multiple street names including “H,” “hombre” and “smack.”

**Hydrocodone** – A narcotic analgesic (pain killer). Vicodin and Lortab are two common drugs containing hydrocodone.

**Hydromorphone** – A narcotic analgesic (pain killer) used to treat moderate to severe pain. Marketed under the trade name Dilaudid, it is two to eight times more potent than morphine. Commonly used by abusers as a substitute for heroin.

**Ketamine** – An animal tranquilizer and a chemical relative of PCP. Street names for this drug include “special K,” “vitamin K” and “cat valium.”

**Meperidine** – A synthetic narcotic analgesic (pain killer) sold under the trade name Demerol, it is used for pre-anesthesia and the relief of moderate to severe pain.

**Methadone** – A synthetic narcotic analgesic (pain killer) commonly associated with Heroin detoxification and maintenance programs but it is also prescribed to treat severe pain. It has been increasingly prescribed in place of oxycodone for pain management. Dolophine is one form of methadone.

**Hallucinogenic Phenethylamines/Piperazine** – Includes such drugs as MDMA (Ecstasy, a hallucinogen), MDA (a psychedelic), MDEA (a psychedelic hallucinogenic) and Piperazine derivatives. Ecstasy has multiple street names including “E,” “XTC,” “love drug,” and “clarity.” MDMA is often also known by a large variety of embossed logos on the pills such as “Mitsubishi” and “Killer Bees.”

**Hallucinogenic Tryptamines** – Natural tryptamines are commonly available in preparations of dried or brewed mushrooms, while tryptamine derivatives are sold in capsule, tablet, powder, or liquid forms. Street names include “Foxy-Methoxy,” “alpha-O,” and “5-MEO.”

**Morphine** – A narcotic analgesic (pain killer) used to treat moderate to severe pain. MS (Morphine Sulfate), Kadian, and MS-Contin are the tablet forms; Roxanol is the liquid form.

**Nitrous Oxide (N<sub>2</sub>O)** – Also known as “laughing gas,” this is an inhalant (gas) that produces light anesthesia and analgesia. “Whippets” are a common form of nitrous oxide.

## Glossary (Continued)

**Oxycodone** – A narcotic analgesic (pain killer). OxyContin is one form of this drug and goes by the street name “OC.” Percocet, Percodan, Roxicet, Tylox, and Roxicodone also contain Oxycodone.

**Oxymorphone** – A narcotic analgesic (pain killer), that is often prescribed as Opana, Numorphan and Numorphone.

**Phencyclidine (PCP)** – An illicit dissociative anesthetic/hallucinogen. Common street names for this drug include “angel dust,” “ace,” “DOA” and “wack.”

**Synthetic Cannabinoids** – Synthetic cannabinoids are man-made chemicals that are applied (often sprayed) onto plant material to mimic the effect of delta-9-tetrahydrocannabinol (THC), the psychoactive ingredient in the naturally grown marijuana plant (*cannabis sativa*). Synthetic cannabinoids, commonly known as “synthetic marijuana”, “Spice” or “K2”, are often sold in retail outlets as “herbal incense” or “potpourri”, and are labeled “not for human consumption.”

**Sympathomimetic Amines** – A group of stimulants including phentermine (an appetite suppressant) and other sympathomimetic amines not tracked elsewhere in this report.

**Tramadol** – A synthetic narcotic analgesic sold under the trade name Ultram and Ultracet. Indications include the treatment of moderate to severe pain. It is a chemical analogue to Codeine. Not currently a scheduled drug.

**Zolpidem** – A prescription medication used for the short-term treatment of insomnia; it is commonly known as Ambien.