



2023 ANNUAL REPORT

Barbara C. Wolf, M.D.

Chairman

Joshua Stephany, M.D. • Honorable Charlie Cofer, J.D. • Amira Fox, J.D.
Nick Cox, J.D. • Robin Giddens Sheppard, L.F.D. • Honorable Bob Johnson
Kenneth T. Jones • Honorable Michael A. Barnett

From the Chairman of the Medical Examiners Commission

On behalf of the Medical Examiners Commission (MEC), I am pleased to provide this *Annual Workload Report* to each of our district medical examiners. The information included in this report is invaluable to the many interested parties well beyond the boundaries of our medical examiner districts. The MEC believes in the value and worth of compiling statewide data and providing it to the general public and policy makers alike.

The *Report of Drugs Identified in Deceased Persons* provides highly sought after and critical information related to drug deaths in Florida. This unique report continues to track the unfortunate results of the abuse of both prescription and illicit drugs. The report assists Florida's state and local agencies in allocating and focusing their precious resources. Dating back to 1987, this annual report was first conceptualized for tracking deaths due to cocaine, with heroin later added in 1995. The report is constantly evolving. More drugs are tracked as their abuse potential and prevalence becomes known. The *Report of Drugs Identified in Deceased Persons* has currently evolved to include the tracking of 42 drugs and ethanol.

One of the MEC's proudest accomplishments continues to be its joint initiative with the Florida Department of Law Enforcement (FDLE) and Florida's 25 medical examiner districts as we attempt to resolve the approximately 900 unidentified deceased persons in our state. With new technology and advances in forensic science, this project continues to pay dividends for many families seeking closure of a loved one's fate. We will continue to encourage participation and provide access to various resources to reduce the backlog of these unidentified deaths.

Thank you for your on-going professional commitment to providing the State of Florida with high quality medical-legal death investigative services. This is very much a team effort and you are to be commended for your exemplary efforts and professionalism.



Barbara C. Wolf, M.D.
Chairman, Medical Examiners Commission

October 2024

Contents

Introduction.....	1
Commission Appointments	1
Medical Examiner Districts.....	1
Disciplinary Actions	2
Annual Educational Conference	2
State Child Abuse Death Review Committee	2
Violent Crime and Drug Control Council	2
Unidentified Deceased Initiative.....	3
Methodology.....	6
Florida Medical Examiner Coverage Map.....	7
Table I District Demographics and Annual Workload Activity Reports	8
Table Ia Annual Workload Activity Reports for Infant Deaths	9
Table Ib Annual Workload Activity Reports for Law Enforcement Involved Deaths	9
Table Ia1 Workload by Depth of Examination (Infant Deaths Not Sleep Related)	10
Table Ia1 Workload by Depth of Examination (Infant Deaths Sleep Related)	11
Table Ib1 Workload by Depth of Examination (Law Enforcement Involved Deaths)	12
Table Ic Workload by Depth of Examination.....	13
Table II Cases Accepted Related to District Population	15
Table III Autopsies Related to Total Deaths, Population, and Violent Deaths.....	15
Table IV Percent of Medical Examiner Cases Autopsied.....	16
Table V Ranking of Violent Death Rates	17
Table VI Ranking of Districts by Number of Violent Deaths	18
Table VII District Death Rates as Related to Autopsy Rates	18
Table VIII Fifteen Year Comparison of Violent Death Rates	19
Chart Ia Medical Examiner Jurisdiction.....	20
Chart Ib Medical Examiner Workload	20
Chart IIa Violent Versus Non-Violent Deaths.....	21
Chart IIb Violent Death Workload.....	21
Chart IIIa Autopsy Workload as Percent of Total Deaths	22
Chart IIIb Autopsy Workload as Percent of Deaths Referred to Medical Examiners.....	22
Chart IIIc Autopsy Workload as Percent of Deaths Accepted	22
Chart IVa Workload by Depth of Examinations – Homicide.....	23
Chart IVb Workload by Depth of Examinations – Suicide	23
Chart IVc Workload by Depth of Examinations – Undetermined	23
Chart IVd Workload by Depth of Examinations – Accident: Motor Vehicle.....	23
Chart IVe Workload by Depth of Examinations – Accident: Drug Intoxication.....	24
Chart IVf Workload by Depth of Examinations – Accident: Fall	24
Chart IVg Workload by Depth of Examinations – Accident: Other	24
Chart IVh Workload by Depth of Examinations – Natural	24
Chart V Historical Workload Medical Examiner Cases	25
Appendix 1 Medical Examiners Commission	26
Appendix 2 District Medical Examiners	27
Appendix 3 Associate Medical Examiners	28
Appendix 4 Medical Examiners Commission Term Schedules.....	29
Appendix 5 District Medical Examiners Term Schedules.....	30

INTRODUCTION

The Medical Examiners Act, Chapter 406, Part I, Florida Statutes, was enacted by the 1970 Legislature in order to establish minimum and uniform standards of excellence in statewide medical examiner services. This report is compiled to illustrate the direction taken by the Medical Examiners Commission (MEC) during 2023 to ensure an effective and viable program of medical examiner services throughout Florida.

COMMISSION APPOINTMENTS

New Appointments

Honorable Michael A. Barnett, Palm Beach County Commissioner, was appointed by Governor Ron DeSantis to the county commissioner position on the Commission. He replaces County Commissioner Carol Whitmore from Manatee County. Mr. Barnett's appointment is for a term beginning February 10, 2023, and ending June 30, 2025.

Amira Fox, J.D., the Twentieth Circuit State Attorney, was appointed by Governor Ron DeSantis to the state attorney position on the Commission. She replaces former State Attorney Jeffrey Siegmeister from the Third Judicial Circuit. Mrs. Fox's appointment is for a term beginning February 10, 2023, and ending June 30, 2023. Honorable Fox continues to serve on the Commission until reappointed or replaced by the Governor.

Honorable Robert "Bob" Johnson, Santa Rosa County Sheriff, was appointed by Governor Ron DeSantis to the Sheriff position on the Commission. He replaces Honorable Harrell Reid, Hamilton County Sheriff. Mr. Johnson's appointment is for a term beginning February 10, 2023, and ending June 30, 2025.

Joshua Stephany M.D., the district medical examiner of District 9/25, was appointed by Governor Ron DeSantis to one of the district medical examiner positions on the Commission. He replaces Dr. Stephen Nelson, District 10 Medical Examiner. Dr. Stephany's appointment is for a term beginning February 10, 2023, and ending June 30, 2024.

Reappointments

Barbara C. Wolf M.D., the district medical examiner of District 5/24, was reappointed for a term beginning February 10, 2023, and ending June 30, 2023. Dr. Wolf continues to serve on the Commission until reappointed or replaced by the Governor.

Robin Giddens Sheppard, L.F.D., a licensed funeral director for Hardage Giddens Funeral Home was reappointed for a term beginning February 10, 2023, and ending June 30, 2024.

Honorable Charlie Cofer, J.D., the 4th Judicial Circuit's elected public defender was reappointed for a term beginning February 10, 2023, and ending June 30, 2025.

MEDICAL EXAMINER DISTRICTS

In 2023, the Commission recommended that the medical examiners for Districts 16, 18, 19, 20, 21, 22, 23 and 24 be reappointed by the Governor for additional three-year terms.

District 16	Dr. Michael Steckbauer
District 18	Dr. Sajid Qaiser
District 19	Dr. Patricia Aronica
District 20	Dr. Marta Coburn
District 21	Dr. Rebecca Hamilton

District 22 Dr. Russell Vega
District 24 Dr. Barbara Wolf

Surveys for the reappointments of district medical examiners for Districts 16 (Monroe County), 18 (Brevard County), 19 (Indian River, Martin, Okeechobee, and St. Lucie counties), 20 (Collier County), 21 (Glades, Hendry and Lee counties), 22 (Charlotte County), 23 (Flagler, Putnam, and St. Johns counties) and District 24 (Seminole County) were mailed to the constituents of these districts in January.

Assessments were sent to the constituents of District 15 (Palm Beach County) and District 17 (Broward County) for information only. Districts 15 and 17 fall under Home Rule Charter and the medical examiners are not appointed by the Governor. Dr. Rebecca MacDougall continued to serve as the district medical examiner for District 17.

Catherine Miller, M.D., was named the District 15 Interim Medical Examiner effective February 15, 2023.

Thomas Coyne, M.D., was appointed the District 8 Medical Examiner by Governor Ron DeSantis. Dr. Coyne's appointment is for a term beginning April 28, 2023, and ending July 1, 2025.

Wendolyn Sneed, M.D., was appointed the District 23 Medical Examiner by Governor Ron DeSantis. Dr. Sneed's first appointment is for a term beginning April 28, 2023, and ending July 1, 2023. Her second appointment is for a term beginning July 2, 2023, and ending July 1, 2026.

DISCIPLINARY ACTIONS

There was a total of eight formal complaints in 2023. Of the eight cases received, all eight were found to be not legally sufficient by staff, without the need for review by a probable cause panel.

ANNUAL EDUCATIONAL CONFERENCE

The 49th Annual Educational Conference of the Florida Association of Medical Examiners was held at the Omni Orlando at Championsgate in Championsgate, Florida.

STATE CHILD ABUSE DEATH REVIEW COMMITTEE

District 8 District Medical Examiner Thomas Coyne, M.D., was appointed in March 2023 to serve as the Florida Medical Examiners Commission representative on the statewide Child Abuse Death Review Committee.

The 2023 Florida Child Abuse Death Review Committee Annual Report is posted on the Florida Department of Health website and can be viewed at <http://www.flcadr.com/reports>.

VIOLENT CRIME AND DRUG CONTROL COUNCIL

District 12 Medical Examiner Russell S. Vega, M.D., continued to serve on the Violent Crime and Drug Control Council as the statutorily mandated medical examiner (F.S. §943.931(2)(i)).

The 2022 Violent Crime and Drug Control Council Annual Report is posted on the FDLE website at <http://www.fdle.state.fl.us/VCDCC/Publications>.

UNIDENTIFIED DECEASED INITIATIVE

Unidentified deceased success stories can be attributed to many of the tools that are available to medical examiners and law enforcement when investigating unidentified decedents. Some of these tools include the NCIC/FCIC database, which contains missing person records and can include fingerprint and dental records; the Florida Unidentified Decedents Database (www.fluiddb.com); the National Missing and Unidentified Persons System “NamUs” (www.NamUS.gov); and the Unidentified Deceased Initiative online training video, which was developed by FDLE’s Bureau of Professional Development and the Missing Endangered Persons Information Clearinghouse (MEPIC).

MEPIC is available to assist in the identification of unidentified medical examiner cases. Their staff can provide assistance with DNA status, fingerprint submissions, dental records, FCIC/NCIC queries on active missing persons cases, resource information, forensic artists and the opening of cases. The Department of Homeland Security and Immigration and Customs Enforcement have fingerprint databases from undocumented aliens they have encountered. These databases are not tied into the FBI database. MEPIC can assist the medical examiners in submitting fingerprints through these databases if other avenues fail to produce results.

Seven success stories were reported during 2023 from Districts 1, 7, 17 and 19. The number of solved cases has grown significantly due to the analytical and investigative efforts of the MEPIC staff. This has been especially helpful in the identification of decedents who were foreign nationals.

District 1

- The District 1 Medical Examiner’s Office with the aid of Othram, Inc., has identified human remains found by a road crew in Okaloosa County on September 14, 1994, as Suzanne L. Kjellenberg. On September 15, 1994, the District 1 Medical Examiner’s Office received the skeletonized remains of a female found near I-10. During the initial investigation, the remains were sent to the C.A. Pound Human Identification Laboratory in Gainesville by Dr. Kielman. An osteological examination showed the remains to be that of a white female aged approximately 35 to 55 years. Samples were sent for entomological examination for estimation of time since death. A clay facial reconstruction did not generate any leads. Serial killer Keith Jespersion later admitted to killing a woman and disposing of her remains in the area, stating she called herself Suzanne. In 2007, a forensic artist completed a new facial reconstruction in hopes of identifying the victim. In 2008, the remains were sent for additional anthropological examination at the University of West Florida. Specimens were sent to the FBI Laboratory for DNA analysis and entry into the National Missing Person DNA Database. Mitochondrial DNA was also analyzed and entered into CODIS. In 2018, specimens were sent for isotope analysis at the University of Florida. In late 2022, the District 1 Medical Examiner’s Office began working with Othram, a company that uses genetic genealogy to aid in identification. Othram, Inc., based in The Woodlands, Texas, is a leader in using Forensic-Grade Genome Sequencing to develop comprehensive genealogical profiles. The District 1 Medical Examiner’s Office sent samples to Othram, Inc. and, with funding through the National Missing and Unidentified Persons System (NamUs), a genealogical profile produced leads that led to Kjellenberg’s identification.
- In December of 2019 skeletal remains were discovered in Pensacola, Florida. The remains were discovered by an individual living in a storage facility adjacent to the drainage culvert where the decedent was located. Law enforcement had advised that there was a known transient camp nearby. In January 2020, the remains were transferred for analysis to Dr. Winburn, Forensic Anthropologist with the University of West Florida and the District 1 Medical Examiner’s Office. D1MEO released a left rib to the Escambia County Sheriff’s

Office (ECISO) to submit to the Florida Department of Law Enforcement (FDLE) for DNA analysis. The District One Medical Examiner's Office contacted ECISO in October 2020, discovering that the rib bone had not yet been submitted to FDLE; after formal request from the District 1 Medical Examiner's Office, the rib bone was immediately sent by ECISO to FDLE. Unfortunately, FDLE was not conducting testing of mitochondrial DNA at this time and the District 1 Medical Examiner's Office was referred to the University of North Texas Center for Human Identification. In April 2021, the District 1 Medical Examiner's Office was advised that UNT was no longer accepting new cases. In March 2023, a NamUs database search of local missing persons from the area was conducted and compared to all District 1 Medical Examiner's Office unidentified cases. A potential match was identified. The "believed to be" (antemortem) radiographs (x-rays) and the postmortem radiographs of the unidentified skeletal remains were compared and reviewed by Dr. Oleske, Interim District Medical Examiner. Following additional consultation with Dr. Winburn, it was determined this case was a good candidate for identification using the Rapid DNA ANDE identification system recently brought into service by the District 1 Medical Examiner's Office. Familial DNA comparison was made using a buccal swab submitted by the missing person's family and the unidentified skeletal remains. The results confirmed the familial relationship with 99.99% certainty, and skeletal features support that the identification of the remains as that of Amber Guzman. The District 1 Medical Examiner's Office, after so many fruitless efforts, was able to provide long-awaited closure to the decedent's family.

District 7

- On April 23, 1990, the District 7 medical examiner responded to a wooded area east of Clyde Morris Blvd., in Ormond Beach, Florida, where a decedent's lower appendicular skeleton was located by a passerby. The medical examiner and the Volusia Sheriff's Office (VSO) conducted a search of the area. They were able to locate the upper portion of the decedent's skeleton 20 feet south of the first set of remains, and the skull and mandible were located 30 feet south of the first set of remains. The decedent was found with rope wrapped around the wrists and cervical vertebrae. The death was ruled a homicide. On April 26, 1990, a Forensic Odontology examination was completed and determined that the decedent was likely a female between 20-30 years old. In April of 1990, the remains were sent out for anthropologic examination, and the report was received on June 17th of, 1990. The report concluded the decedent was a female aged 25 to 40 years old, and she was approximately 64 inches tall. On November 26, 2008, samples were sent to the New Jersey State Police Office of Forensic Science and the Minnesota Department of Public Safety Forensic lab, where they were able to extract an mtDNA profile and develop a nuclear DNA profile, respectively. On July 22, 2016, the remains were sent to the University of South Florida for Chemical and Elemental Isotopic Analysis. In June of 2023, the report was received indicating that the decedent was born in the United States and likely spent the first part of her life in the southeastern United States. In June of 2023, a petrous bone was sent to Othram Inc. for Forensic Genealogy testing. The lab was able to develop a genealogic profile and identify possible relatives of the decedent. The Volusia Sheriff's Office approached the potential relatives and were able to gather DNA samples for comparison. Those comparisons resulted in the positive identification of the decedent as Roberta Weber on September 28, 2023.

District 17

- On June 8, 2020, partial skeletal remains were discovered in a remote wooded area of Pembroke Pines, Florida. At the time of discovery, there were no possible names or information found on scene. A single partial fingerprint was able to be collected and run through the local, state, and federal databases with no hits. A forensic anthropologist and forensic artist worked on the case while DNA was submitted into CODIS with no hits. Overtime, the case was matched to several missing person cases, however, all turned out not to be a match to the decedent. The Pembroke Pines Police Department released information on the case to the media that unfortunately did not generate any additional leads to aid in identification. In August of 2022, the Pembroke Pines Police Department started working to further the DNA testing and were able to locate a possible family member of the decedent. Through the investigation, law enforcement was able to identify the decedent as an estranged family member related by the DNA match. In December of 2022, law enforcement was also able to locate an out of state arrest record that matched the partial fingerprint from the decedent and was able to confirm the identification of the decedent through DNA and the fingerprint.
- On February 18, 1984, an unidentified white female was found decomposed in a canal in Davie, Florida. Her death was ruled a homicide and fingerprints were searched with negative results. In 2006, DNA was submitted and entered into CODIS. In 2022, genetic genealogy was performed which led law enforcement to a possible family member. Detectives collected DNA from a possible daughter of the unidentified decedent. In May of 2023, the DNA comparison identified the decedent as a 1984 missing 23-year-old female. The decedent's family was notified of the positive identification and law enforcement is actively investigating the case.
- On December 19, 1998, an unidentified female was found in the Everglades in Western Broward County. Her death was ruled a homicide and fingerprints were searched with negative results. In 2007, DNA was submitted and in 2013 fingerprints were resent to FDLE with negative results. In 2022, genetic genealogy was performed which led law enforcement to a possible family member. Detectives collected DNA from a possible son of the unidentified decedent. In March 2023, the DNA comparison identified the decedent as a 1998 missing 41-year-old female. The decedent's family was notified of the positive identification and law enforcement is actively investigating the case.
- On March 25, 2023, an unidentified male was found partially skeletonized wrapped in a sheet off a dirt road in a remote area of the Miccosukee Indian Reservation in western Broward County. At the time of discovery, the decedent was unknown and there were no leads on his identification. On March 26, 2023, Broward Medical Examiner staff received a phone call from a concerned citizen looking for her friend who went missing around suspicious circumstances. Medical Examiner staff obtained the physical description details of the missing person and compared them to our unidentified cases. The information provided by the caller had similarities to the unidentified remains found on March 25, 2023. Medical Examiner staff notified the lead law enforcement agency of the call and started to gather further information to confirm the identification. On March 28, 2023, positive identification was made by antemortem radiographs and matching serial numbers on implanted hardware. The decedent's family was notified of the death and law enforcement is actively investigating the case.

District 19

- On January 20, 2023, fully skeletonized, incomplete remains were discovered in a wooded area adjacent to a retention pond in Fort Pierce Florida. The remains were examined at the District 19 Medical Examiner's Office by Dr. Patricia Aronica and subsequently evaluated by Forensic Odontologist Dr. Walter Zoller and the C.A. Pound Human Identification Laboratory. Initial evaluation determined the remains to be those of a male individual, that likely identified as White/Caucasian, in his 40's to 50's by anthropological assessment and average age of 25.67 by odontologic assessment. There was no perimortem trauma. Evidence of healed right shoulder stabilization surgery was noted. Time since death was estimated to be at least a year to a few years. No cause of death could be established. The case report was finalized pending DNA profile establishment on April 26, 2023, and the individual was entered into the National Crime Information Center (NCIC) database. Two molar teeth were sent to the Pinellas County Forensic Laboratory in order to establish a DNA profile for CODIS. On June 2, 2023, a Type I association was made between this case and a convicted offender database out of Pennsylvania. He was positively identified as a White/Caucasian male with a birthdate of 09/01/1991. Notification was made by Fort Pierce Police Department to his mother who reported that she had not heard from her son in two years. His last known residence an extended stay motel in Fort Pierce, Florida. He was incarcerated in Pennsylvania for 8 years. During that time, he was known to have had shoulder surgery. He was reported to have been suicidal for much of his life and known to use illicit substances. The cause and manner of death both remain undetermined at this time.

METHODOLOGY

Death statistics in Florida reflect the total number of certificates of death recorded by local county registrars of vital statistics. These include both resident and non-resident deaths. Data for 2023 was obtained from the Department of Health, Office of Vital Statistics. Rates related to deaths in this report are medical examiner cases per every 1,000 recorded deaths.

Population estimates for the state of Florida (as of April 1, 2023) were provided by the Florida Legislature's Office of Economic and Demographic Research. Unless otherwise noted, rates related to population in this report are deaths for every 1,000 residents.

Information concerning autopsy numbers and other workload distribution figures are supplied by each of the 25 medical examiner districts on the Annual Report Workload Data Form. These forms are filed annually with the MEC staff within the Florida Department of Law Enforcement by May 31 of each year.

Deaths included in this report are classified as "Natural" or "Violent." It should be noted that, for the purposes of this report, the term "Violent" includes all non-natural deaths.

Coverage Map

Florida Medical Examiner Districts

District 1

Escambia
Santa Rosa
Walton

District 2

Franklin
Gadsden
Jefferson
Leon
Liberty
Taylor
Wakulla

District 3 *Covered by

Columbia *4
Dixie *8
Hamilton *4
Lafayette *2
Madison *2
Suwannee *2

District 4

Clay
Duval
Nassau

District 5

Citrus
Hernando
Lake
Marion
Sumter

District 6

Pasco
Pinellas

District 7

Volusia

District 8

Alachua
Baker
Bradford
Gilchrist
Levy
Union

District 9

Orange

District 10

Hardee
Highlands
Polk

District 11

Miami-Dade

District 12

DeSoto
Manatee
Sarasota

District 13

Hillsborough

District 14

Bay
Calhoun
Gulf
Holmes
Jackson
Washington

District 15

Palm Beach

District 16

Monroe

District 17

Broward

District 18

Brevard

District 19

Indian River
Martin
Okeechobee
St. Lucie

District 20

Collier

District 21

Glades
Hendry
Lee

District 22

Charlotte

District 23

Flagler
Putnam
St. Johns

District 24 *Covered by

Seminole *5

District 25 *Covered by

Osceola *9

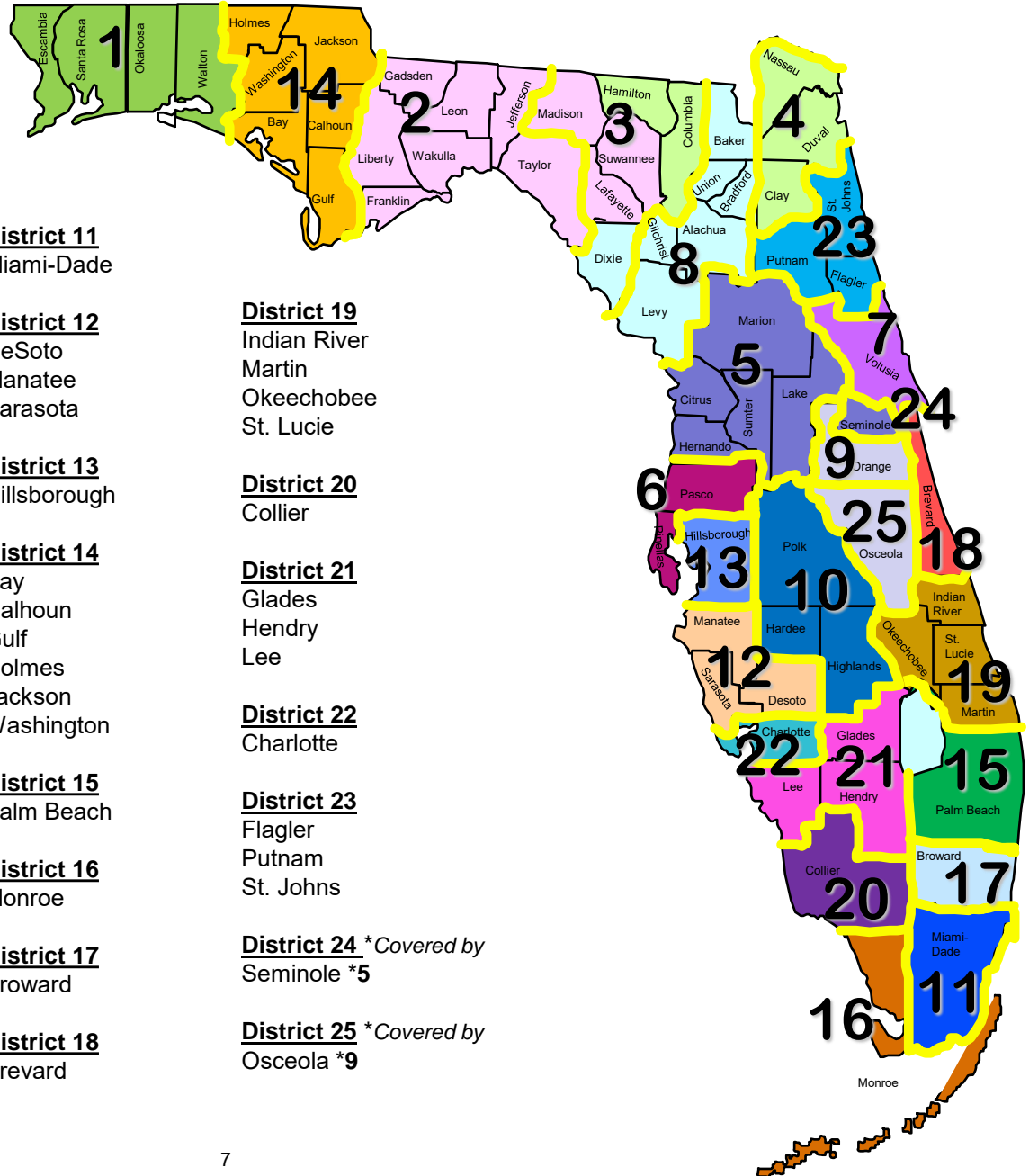


TABLE I
2023 District Demographics and Annual Workload Activity Reports

District	Population	Total District Deaths	Natural	Accident: Motor Vehicle	Accident: Drug Intoxication	Accident: Fall	Accident: Other	Suicide	Homicide	Undetermined	Pending	Total Violent Deaths	Fetal Deaths	Human Archaeological Remains	Non-Human Remains	Total Cremation Approvals (CA)	Total Cases Referred to ME	Total Cases Accepted (Incl CA)	Cases Referred Excluding CA	Cases Accepted Excluding CA	Jurisdiction Declined	Infant Deaths: Not Sleep Environment Related	Infant Deaths: Sleep Environment Related	Total Infant Deaths	Total Law Enforcement Involved	Penal Institution (Jail / Prison)	Judicial Executions
1	838,826	9,269	481	159	392	172	135	185	67	38	16	1,164	4	0	7	6,288	8,558	7,933	2,270	1,645	625	4	14	18	7	51	0
2	440,349	4,057	206	91	85	65	52	76	46	14	0	429	0	0	2	2,355	3,176	2,990	821	635	186	8	4	12	1	29	0
3	175,353	2,102	128	55	61	27	13	31	16	7	2	212	1	0	0	1,392	1,798	1,732	406	340	66	1	3	4	2	35	0
4	1,383,083	14,477	603	207	620	267	181	256	178	42	4	1,755	0	1	17	10,223	13,159	12,581	2,936	2,358	578	3	14	17	14	75	0
5	1,340,538	19,500	579	288	494	753	77	279	69	45	0	2,005	2	1	15	12,205	16,631	14,789	4,426	2,584	1,842	5	8	13	7	49	0
6	1,585,432	20,221	595	219	822	661	133	350	64	32	0	2,281	2	1	5	17,038	19,996	19,914	2,958	2,876	82	0	9	9	11	25	0
7	583,505	7,994	258	132	303	232	60	120	29	11	1	888	0	1	2	5,866	7,900	7,012	2,034	1,146	888	1	5	6	2	13	0
8	429,311	5,142	269	143	97	142	59	98	37	3	2	581	0	0	0	3,787	4,659	4,637	872	850	22	0	13	13	1	106	6
9	1,492,951	10,892	490	219	493	307	81	188	125	37	0	1,450	5	0	0	8,306	12,869	10,246	4,563	1,940	2,623	11	9	20	9	24	0
10	927,646	9,939	363	203	234	114	68	157	61	5	0	842	5	2	17	7,669	9,831	8,874	2,162	1,205	957	3	17	20	6	27	0
11	2,768,954	22,347	848	387	350	261	152	256	210	32	106	1,754	2	2	5	11,950	14,751	14,552	2,801	2,602	199	10	6	16	14	61	0
12	938,763	11,737	450	164	290	270	101	185	28	13	1	1,052	0	0	19	9,844	12,367	11,346	2,523	1,502	1,021	1	11	12	14	0	0
13	1,541,531	13,279	833	282	549	375	112	224	108	32	2	1,684	3	1	1	8,378	13,179	10,895	4,801	2,517	2,284	22	13	35	2	0	0
14	312,073	3,641	209	71	81	30	35	66	24	9	5	321	0	0	0	2,263	3,803	2,793	1,540	530	1,010	3	2	5	3	22	0
15	1,532,718	16,462	481	207	494	565	173	232	83	26	0	1,780	2	0	3	9,274	13,103	11,535	3,829	2,261	1,568	2	2	4	8	2	0
16	84,511	512	43	13	19	3	26	32	3	0	0	96	0	0	1	465	612	604	147	139	8	0	0	0	1	1	0
17	1,973,579	15,952	755	278	639	324	124	221	139	83	6	1,814	1	0	10	8,816	12,684	11,385	3,868	2,569	1,299	2	10	12	14	6	0
18	640,773	8,194	265	111	256	166	51	141	39	47	180	991	1	0	5	5,661	7,480	6,917	1,819	1,256	563	4	5	9	5	4	0
19	738,847	9,067	279	117	189	230	60	136	36	12	1	781	2	0	10	7,345	9,471	8,405	2,126	1,060	1,066	0	0	0	5	7	0
20	399,480	4,312	191	29	98	260	36	63	5	9	8	508	1	0	7	3,959	5,305	4,658	1,346	699	647	2	1	3	0	0	0
21	854,475	8,504	471	140	260	308	167	152	32	17	5	1,081	1	3	37	7,215	10,443	8,767	3,228	1,552	1,676	15	8	23	3	7	0
22	204,126	2,887	106	26	49	55	17	44	6	5	0	202	0	0	0	2,409	3,247	2,717	838	308	530	0	0	0	0	6	0
23	521,979	4,590	154	68	104	90	37	69	15	6	0	389	0	1	7	3,711	4,437	4,254	726	543	183	4	3	7	0	3	0
24	486,839	3,675	115	61	118	131	15	68	26	10	0	429	0	0	1	2,158	3,261	2,702	1,103	544	559	0	3	3	1	4	0
25	439,225	3,170	183	102	172	58	32	38	24	4	0	430	1	0	1	2,291	3,619	2,904	1,328	613	715	1	3	4	3	2	0
State	22,634,867	231,922	9,355	3,772	7,269	5,866	1,997	3,667	1,470	539	339	24,919	33	13	172	160,868	216,339	195,142	55,471	34,274	21,197	102	163	265	133	559	6

TABLE Ia 2023 Annual Workload Activity Reports For Infant Deaths										
District	Not Sleep Environment Related					Sleep Environment Related				
	Specified Natural Disease	Homicide	Accident	Undetermined	Total	Accidental asphyxia, sleep surface sharing	Accidental asphyxia, not sleep surface sharing	SIDS	Undetermined	Total
1	2	2	0	0	4	2	5	0	7	14
2	3	1	4	0	8	3	0	0	1	4
3	1	0	0	0	1	2	1	0	0	3
4	0	2	1	0	3	7	2	2	3	14
5	0	0	1	4	5	6	0	0	2	8
6	0	0	0	0	0	3	3	0	3	9
7	0	1	0	0	1	1	3	0	1	5
8	0	0	0	0	0	11	2	0	0	13
9	7	1	2	1	11	1	0	0	8	9
10	2	0	1	0	3	6	2	9	0	17
11	3	1	6	0	10	1	1	0	4	6
12	1	0	0	0	1	7	2	0	2	11
13	3	0	10	9	22	10	0	0	3	13
14	3	0	0	0	3	2	0	0	0	2
15	2	0	0	0	2	0	1	1	0	2
16	0	0	0	0	0	0	0	0	0	0
17	1	0	0	1	2	0	2	0	8	10
18	1	0	1	2	4	2	0	0	3	5
19	0	0	0	0	0	0	0	0	0	0
20	1	0	1	0	2	0	1	0	0	1
21	7	0	7	1	15	4	4	0	0	8
22	0	0	0	0	0	0	0	0	0	0
23	0	1	3	0	4	1	1	0	1	3
24	0	0	0	0	0	1	0	0	2	3
25	1	0	0	0	1	1	0	0	2	3
State	38	9	37	18	102	71	30	12	50	163

TABLE Ib 2023 Annual Workload Activity Reports For Law Enforcement Involved Deaths						
District	Law Enforcement Involved (Homicides, not including Judicial Execution)	Law Enforcement Involved (Accidents)	Law Enforcement Involved (Undetermined)	Law Enforcement Involved (Suicides)	Law Enforcement Involved (Natural)	Total
1	4	2	0	1	0	7
2	1	0	0	0	0	1
3	1	1	0	0	0	2
4	10	1	1	2	0	14
5	3	3	0	1	0	7
6	4	4	0	1	2	11
7	2	0	0	0	0	2
8	0	0	0	0	1	1
9	5	2	0	2	0	9
10	5	1	0	0	0	6
11	10	3	0	1	0	14
12	2	5	0	1	6	14
13	2	0	0	0	0	2
14	3	0	0	0	0	3
15	2	5	0	1	0	8
16	0	0	0	0	1	1
17	3	7	0	4	0	14
18	4	1	0	0	0	5
19	0	4	0	1	0	5
20	0	0	0	0	0	0
21	3	0	0	0	0	3
22	0	0	0	0	0	0
23	0	0	0	0	0	0
24	1	0	0	0	0	1
25	1	1	0	1	0	3
State	66	40	1	16	10	133

**TABLE Ia1
2023 Workload by Depth of Examination (Infant Deaths)**

District	Not Sleep Environment Related																			
	Specified Natural Disease				Homicide				Accident				Undetermined				Totals for Year			
	Autopsied	Body Inspected	Case Investigated Only	Total	Autopsied	Body Inspected	Case Investigated Only	Total	Autopsied	Body Inspected	Case Investigated Only	Total	Autopsied	Body Inspected	Case Investigated Only	Total	Autopsied	Body Inspected	Case Investigated Only	Total
1	2	0	0	2	2	0	0	2	0	0	0	0	0	0	0	0	4	0	0	4
2	2	1	0	3	1	0	0	1	4	0	0	4	0	0	0	0	7	1	0	8
3	0	1	0	1	0	0	0	0	0	0	0	0	0	0	0	0	0	1	0	1
4	0	0	0	0	2	0	0	2	1	0	0	1	0	0	0	0	3	0	0	3
5	0	0	0	0	0	0	0	0	1	0	0	1	4	0	0	4	5	0	0	5
6	0	0	0	0	0	0	0	0	0	0	0	0	0	0	0	0	0	0	0	0
7	0	0	0	0	1	0	0	1	0	0	0	0	0	0	0	0	1	0	0	1
8	0	0	0	0	0	0	0	0	0	0	0	0	0	0	0	0	0	0	0	0
9	6	1	0	7	1	0	0	1	2	0	0	2	1	0	0	1	10	1	0	11
10	2	0	0	2	0	0	0	0	1	0	0	1	0	0	0	0	3	0	0	3
11	3	0	0	3	1	0	0	1	5	1	0	6	0	0	0	0	9	1	0	10
12	0	1	0	1	0	0	0	0	0	0	0	0	0	0	0	0	0	1	0	1
13	2	1	0	3	0	0	0	0	7	3	0	10	9	0	0	9	18	4	0	22
14	2	1	0	3	0	0	0	0	0	0	0	0	0	0	0	0	2	1	0	3
15	2	0	0	2	0	0	0	0	0	0	0	0	0	0	0	0	2	0	0	2
16	0	0	0	0	0	0	0	0	0	0	0	0	0	0	0	0	0	0	0	0
17	1	0	0	1	0	0	0	0	0	0	0	0	1	0	0	1	2	0	0	2
18	1	0	0	1	0	0	0	0	1	0	0	1	2	0	0	2	4	0	0	4
19	0	0	0	0	0	0	0	0	0	0	0	0	0	0	0	0	0	0	0	0
20	0	1	0	1	0	0	0	0	1	0	0	1	0	0	0	0	1	1	0	2
21	7	0	0	7	0	0	0	0	7	0	0	7	1	0	0	1	15	0	0	15
22	0	0	0	0	0	0	0	0	0	0	0	0	0	0	0	0	0	0	0	0
23	0	0	0	0	1	0	0	1	3	0	0	3	0	0	0	0	4	0	0	4
24	0	0	0	0	0	0	0	0	0	0	0	0	0	0	0	0	0	0	0	0
25	1	0	0	1	0	0	0	0	0	0	0	0	0	0	0	0	1	0	0	1
State	31	7	0	38	9	0	0	9	33	4	0	37	18	0	0	18	91	11	0	102

Note: *Case Investigated Only* means the body was not viewed by a medical examiner (ME), although the case was investigated and certified by an ME.

**TABLE Ia1 Cont.
2023 Workload by Depth of Examination (Infant Deaths)**

District	Sleep Environment Related																			
	Accidental asphyxia, sleep surface sharing				Accidental asphyxia, not sleep surface sharing				SIDS				Undetermined				Totals for Year			
	Autopsied	Body Inspected	Case Investigated Only	Total	Autopsied	Body Inspected	Case Investigated Only	Total	Autopsied	Body Inspected	Case Investigated Only	Total	Autopsied	Body Inspected	Case Investigated Only	Total	Autopsied	Body Inspected	Case Investigated Only	Total
1	2	0	0	2	5	0	0	5	0	0	0	0	7	0	0	7	14	0	0	14
2	3	0	0	3	0	0	0	0	0	0	0	0	1	0	0	1	4	0	0	4
3	2	0	0	2	1	0	0	1	0	0	0	0	0	0	0	0	3	0	0	3
4	7	0	0	7	2	0	0	2	2	0	0	2	3	0	0	3	14	0	0	14
5	6	0	0	6	0	0	0	0	0	0	0	0	2	0	0	2	8	0	0	8
6	3	0	0	3	3	0	0	3	0	0	0	0	3	0	0	3	9	0	0	9
7	1	0	0	1	3	0	0	3	0	0	0	0	1	0	0	1	5	0	0	5
8	9	1	1	11	1	1	0	2	0	0	0	0	0	0	0	0	10	2	1	13
9	1	0	0	1	0	0	0	0	0	0	0	0	8	0	0	8	9	0	0	9
10	6	0	0	6	2	0	0	2	9	0	0	9	0	0	0	0	17	0	0	17
11	1	0	0	1	1	0	0	1	0	0	0	0	4	0	0	4	6	0	0	6
12	7	0	0	7	2	0	0	2	0	0	0	0	2	0	0	2	11	0	0	11
13	10	0	0	10	0	0	0	0	0	0	0	0	3	0	0	3	13	0	0	13
14	2	0	0	2	0	0	0	0	0	0	0	0	0	0	0	0	2	0	0	2
15	0	0	0	0	1	0	0	1	1	0	0	1	0	0	0	0	2	0	0	2
16	0	0	0	0	0	0	0	0	0	0	0	0	0	0	0	0	0	0	0	0
17	0	0	0	0	2	0	0	2	0	0	0	0	8	0	0	8	10	0	0	10
18	2	0	0	2	0	0	0	0	0	0	0	0	3	0	0	3	5	0	0	5
19	0	0	0	0	0	0	0	0	0	0	0	0	0	0	0	0	0	0	0	0
20	0	0	0	0	1	0	0	1	0	0	0	0	0	0	0	0	1	0	0	1
21	4	0	0	4	4	0	0	4	0	0	0	0	0	0	0	0	8	0	0	8
22	0	0	0	0	0	0	0	0	0	0	0	0	0	0	0	0	0	0	0	0
23	1	0	0	1	1	0	0	1	0	0	0	0	1	0	0	1	3	0	0	3
24	1	0	0	1	0	0	0	0	0	0	0	0	2	0	0	2	3	0	0	3
25	1	0	0	1	0	0	0	0	0	0	0	0	2	0	0	2	3	0	0	3
State	69	1	1	71	29	1	0	30	12	0	0	12	50	0	0	50	160	2	1	163

TABLE Ib1
2023 Workload by Depth of Examination (Law Enforcement Involved Deaths)

District	Homicides				Accidents				Undetermined				Suicides				Natural				Totals for Year			
	Autopsied	Body Inspected	Case Investigated Only	Total	Autopsied	Body Inspected	Case Investigated Only	Total	Autopsied	Body Inspected	Case Investigated Only	Total	Autopsied	Body Inspected	Case Investigated Only	Total	Autopsied	Body Inspected	Case Investigated Only	Total	Autopsied	Body Inspected	Case Investigated Only	Total
1	4	0	0	4	2	0	0	2	0	0	0	0	1	0	0	1	0	0	0	0	7	0	0	7
2	1	0	0	1	0	0	0	0	0	0	0	0	0	0	0	0	0	0	0	0	1	0	0	1
3	1	0	0	1	1	0	0	1	0	0	0	0	0	0	0	0	0	0	0	0	2	0	0	2
4	10	0	0	10	1	0	0	1	1	0	0	1	2	0	0	2	0	0	0	0	14	0	0	14
5	3	0	0	3	3	0	0	3	0	0	0	0	1	0	0	1	0	0	0	0	7	0	0	7
6	4	0	0	4	3	1	0	4	0	0	0	0	1	0	0	1	1	1	0	2	9	2	0	11
7	2	0	0	2	0	0	0	0	0	0	0	0	0	0	0	0	0	0	0	0	2	0	0	2
8	0	0	0	0	0	0	0	0	0	0	0	0	0	0	0	0	0	0	1	1	0	0	1	1
9	5	0	0	5	2	0	0	2	0	0	0	0	2	0	0	2	0	0	0	0	9	0	0	9
10	5	0	0	5	1	0	0	1	0	0	0	0	0	0	0	0	0	0	0	0	6	0	0	6
11	10	0	0	10	3	0	0	3	0	0	0	0	0	1	0	1	0	0	0	0	13	1	0	14
12	2	0	0	2	4	1	0	5	0	0	0	0	1	0	0	1	3	3	0	6	10	4	0	14
13	2	0	0	2	0	0	0	0	0	0	0	0	0	0	0	0	0	0	0	0	2	0	0	2
14	3	0	0	3	0	0	0	0	0	0	0	0	0	0	0	0	0	0	0	0	3	0	0	3
15	2	0	0	2	5	0	0	5	0	0	0	0	1	0	0	1	0	0	0	0	8	0	0	8
16	0	0	0	0	0	0	0	0	0	0	0	0	0	0	0	0	1	0	1	1	0	1	0	1
17	3	0	0	3	5	2	0	7	0	0	0	0	3	1	0	4	0	0	0	0	11	3	0	14
18	4	0	0	4	1	0	0	1	0	0	0	0	0	0	0	0	0	0	0	0	5	0	0	5
19	0	0	0	0	4	0	0	4	0	0	0	0	1	0	0	1	0	0	0	0	5	0	0	5
20	0	0	0	0	0	0	0	0	0	0	0	0	0	0	0	0	0	0	0	0	0	0	0	0
21	3	0	0	3	0	0	0	0	0	0	0	0	0	0	0	0	0	0	0	0	3	0	0	3
22	0	0	0	0	0	0	0	0	0	0	0	0	0	0	0	0	0	0	0	0	0	0	0	0
23	0	0	0	0	0	0	0	0	0	0	0	0	0	0	0	0	0	0	0	0	0	0	0	0
24	1	0	0	1	0	0	0	0	0	0	0	0	0	0	0	0	0	0	0	0	1	0	0	1
25	1	0	0	1	1	0	0	1	0	0	0	0	1	0	0	1	0	0	0	0	3	0	0	3
State	66	0	0	66	36	4	0	40	1	0	0	1	14	2	0	16	4	5	1	10	121	11	1	133

Note: *Case Investigated Only* means the body was not viewed by a medical examiner (ME), although the case was investigated and certified by an ME.

TABLE 1c
2023 Workload by Depth of Examination

District	Natural				Acc: Motor Vehicle				Acc: Drug Intoxication				Acc: Fall				Acc: Other			
	Autopsied	Body Inspected	Case Investigated Only	Total	Autopsied	Body Inspected	Case Investigated Only	Total	Autopsied	Body Inspected	Case Investigated Only	Total	Autopsied	Body Inspected	Case Investigated Only	Total	Autopsied	Body Inspected	Case Investigated Only	Total
1	196	121	164	481	67	57	35	159	298	76	18	392	16	4	152	172	71	22	42	135
2	100	74	32	206	70	8	13	91	79	3	3	85	7	2	56	65	26	6	20	52
3	65	50	13	128	54	0	1	55	57	4	0	61	3	3	21	27	9	1	3	13
4	347	182	74	603	132	24	51	207	540	25	55	620	18	2	247	267	127	16	38	181
5	245	70	264	579	121	83	84	288	252	204	38	494	30	4	719	753	46	9	22	77
6	267	321	7	595	158	49	12	219	759	63	0	822	24	17	620	661	87	12	34	133
7	115	118	25	258	32	71	29	132	236	41	26	303	14	3	215	232	36	10	14	60
8	99	143	27	269	97	31	15	143	85	11	1	97	6	4	132	142	36	13	10	59
9	256	231	3	490	124	86	9	219	411	73	9	493	14	223	70	307	35	42	4	81
10	244	54	65	363	164	10	29	203	204	7	23	234	4	4	106	114	55	2	11	68
11	485	314	49	848	292	95	0	387	331	19	0	350	39	56	166	261	97	25	30	152
12	187	236	27	450	118	25	21	164	290	0	0	290	18	16	236	270	60	20	21	101
13	317	483	33	833	215	63	4	282	406	135	8	549	32	31	312	375	75	22	15	112
14	66	109	34	209	25	43	3	71	75	4	2	81	0	4	26	30	20	14	1	35
15	323	124	34	481	97	107	3	207	454	40	0	494	21	9	535	565	134	31	8	173
16	22	20	1	43	13	0	0	13	19	0	0	19	1	0	2	3	25	1	0	26
17	470	278	7	755	69	209	0	278	590	48	1	639	27	167	130	324	88	34	2	124
18	149	114	2	265	80	31	0	111	202	52	2	256	16	96	54	166	36	9	6	51
19	177	100	2	279	82	9	26	117	172	5	12	189	13	0	217	230	46	1	13	60
20	97	89	5	191	26	2	1	29	94	4	0	98	9	10	241	260	29	5	2	36
21	189	247	35	471	100	40	0	140	234	26	0	260	21	65	222	308	126	34	7	167
22	42	55	9	106	24	0	2	26	46	0	3	49	4	0	51	55	16	0	1	17
23	102	51	1	154	43	21	4	68	99	3	2	104	5	1	84	90	33	2	2	37
24	52	25	38	115	30	12	19	61	55	52	11	118	4	0	127	131	8	2	5	15
25	87	94	2	183	76	24	2	102	148	19	5	172	2	36	20	58	24	6	2	32
State	4,699	3,703	953	9,355	2,309	1,100	363	3,772	6,136	914	219	7,269	348	757	4,761	5,866	1,345	339	313	1,997

Note: *Case Investigated Only* means the body was not viewed by a medical examiner (ME), although the case was investigated and certified by an ME.

TABLE Ic Cont.
2023 Workload by Depth of Examination

District	Suicide				Homicide				Undetermined				Pending				Totals for Year			
	Autopsied	Body Inspected	Case Investigated Only	Total	Autopsied	Body Inspected	Case Investigated Only	Total	Autopsied	Body Inspected	Case Investigated Only	Total	Autopsied	Body Inspected	Case Investigated Only	Total	Autopsied	Body Inspected	Case Investigated Only	Total
1	79	103	3	185	66	1	0	67	35	2	1	38	15	1	0	16	843	387	415	1,645
2	75	1	0	76	45	1	0	46	12	2	0	14	0	0	0	0	414	97	124	635
3	30	1	0	31	16	0	0	16	6	1	0	7	1	1	0	2	241	61	38	340
4	245	8	3	256	178	0	0	178	40	1	1	42	2	2	0	4	1,629	260	469	2,358
5	133	136	10	279	69	0	0	69	32	3	10	45	0	0	0	0	928	509	1,147	2,584
6	327	20	3	350	64	0	0	64	31	1	0	32	0	0	0	0	1,717	483	676	2,876
7	110	9	1	120	29	0	0	29	11	0	0	11	1	0	0	1	584	252	310	1,146
8	63	34	1	98	36	1	0	37	3	0	0	3	1	1	0	2	426	238	186	850
9	173	12	3	188	125	0	0	125	35	2	0	37	0	0	0	0	1,173	669	98	1,940
10	153	1	3	157	60	0	1	61	5	0	0	5	0	0	0	0	889	78	238	1,205
11	199	56	1	256	208	0	2	210	31	1	0	32	103	3	0	106	1,785	569	248	2,602
12	179	4	2	185	28	0	0	28	12	0	1	13	1	0	0	1	893	301	308	1,502
13	214	9	1	224	103	5	0	108	31	1	0	32	2	0	0	2	1,395	749	373	2,517
14	66	0	0	66	24	0	0	24	8	1	0	9	4	1	0	5	288	176	66	530
15	107	125	0	232	83	0	0	83	25	1	0	26	0	0	0	0	1,244	437	580	2,261
16	24	8	0	32	2	0	1	3	0	0	0	0	0	0	0	0	106	29	4	139
17	83	137	1	221	138	1	0	139	66	15	2	83	6	0	0	6	1,537	889	143	2,569
18	81	60	0	141	38	1	0	39	38	9	0	47	117	63	0	180	757	435	64	1,256
19	135	0	1	136	34	2	0	36	11	1	0	12	1	0	0	1	671	118	271	1,060
20	63	0	0	63	5	0	0	5	9	0	0	9	7	1	0	8	339	111	249	699
21	118	32	2	152	31	1	0	32	17	0	0	17	2	3	0	5	838	448	266	1,552
22	44	0	0	44	6	0	0	6	4	0	1	5	0	0	0	0	186	55	67	308
23	46	23	0	69	15	0	0	15	5	1	0	6	0	0	0	0	348	102	93	543
24	30	34	4	68	26	0	0	26	5	1	4	10	0	0	0	0	210	126	208	544
25	34	4	0	38	23	0	1	24	4	0	0	4	0	0	0	0	398	183	32	613
State	2,811	817	39	3,667	1,452	13	5	1,470	476	43	20	539	263	76	0	339	19,839	7,762	6,673	34,274

TABLE II 2023 Cases Accepted by Medical Examiners Related to District Population					
Rank	District	Autopsies and Other Investigations	Rank	District	Cremation Approvals
1	8	1.980	1	22	11.802
2	7	1.964	2	6	10.747
3	1	1.961	3	12	10.486
4	18	1.960	4	7	10.053
5	3	1.939	5	19	9.941
6	5	1.928	6	20	9.910
7	21	1.816	7	5	9.105
8	6	1.814	8	18	8.835
9	20	1.750	9	8	8.821
10	4	1.705	10	21	8.444
11	14	1.698	11	10	8.267
12	16	1.645	12	3	7.938
13	13	1.633	13	1	7.496
14	12	1.600	14	4	7.391
15	22	1.509	15	14	7.252
16	15	1.475	16	23	7.109
17	2	1.442	17	15	6.051
18	19	1.435	18	9	5.563
19	25	1.396	19	16	5.502
20	17	1.302	20	13	5.435
21	9	1.299	21	2	5.348
22	10	1.299	22	25	5.216
23	24	1.117	23	17	4.467
24	23	1.040	24	24	4.433
25	11	0.940	25	11	4.316

TABLE III 2023 Autopsies Related to Total Deaths, Population, and Violent Deaths								
Rank	District	Autopsies/ Total Deaths	Rank	District	Autopsies/ Population	Rank	District	Autopsies/ Violent Deaths
1	16	0.207	1	3	1.374	1	3	1.137
2	25	0.126	2	16	1.254	2	16	1.104
3	3	0.115	3	18	1.181	3	10	1.056
4	4	0.113	4	4	1.178	4	11	1.018
5	9	0.108	5	6	1.083	5	2	0.965
6	13	0.105	6	1	1.005	6	4	0.928
7	2	0.102	7	7	1.001	7	25	0.926
8	21	0.099	8	8	0.992	8	22	0.921
9	17	0.096	9	21	0.981	9	14	0.897
10	18	0.092	10	10	0.958	10	23	0.895
11	1	0.091	11	12	0.951	11	19	0.859
12	10	0.089	12	2	0.940	12	12	0.849
13	6	0.085	13	14	0.923	13	17	0.847
14	8	0.083	14	22	0.911	14	13	0.828
15	11	0.080	15	19	0.908	15	9	0.809
16	14	0.079	16	25	0.906	16	21	0.775
17	20	0.079	17	13	0.905	17	18	0.764
18	12	0.076	18	20	0.849	18	6	0.753
19	23	0.076	19	15	0.812	19	8	0.733
20	15	0.076	20	9	0.786	20	1	0.724
21	19	0.074	21	17	0.779	21	15	0.699
22	7	0.073	22	5	0.692	22	20	0.667
23	22	0.064	23	23	0.667	23	7	0.658
24	24	0.057	24	11	0.645	24	24	0.490
25	5	0.048	25	24	0.431	25	5	0.463

TABLE IV
2023 Percent of Medical Examiner Cases Autopsied

District	Natural	Accident: Motor Vehicle	Accident: Drug Intoxication	Accident: Fall	Accident: Other	Suicide	Homicide	Undetermined
1	40.7%	42.1%	76.0%	9.3%	52.6%	42.7%	98.5%	92.1%
2	48.5%	76.9%	92.9%	10.8%	50.0%	98.7%	97.8%	85.7%
3	50.8%	98.2%	93.4%	11.1%	69.2%	96.8%	100.0%	85.7%
4	57.5%	63.8%	87.1%	6.7%	70.2%	95.7%	100.0%	95.2%
5	42.3%	42.0%	51.0%	4.0%	59.7%	47.7%	100.0%	71.1%
6	44.9%	72.1%	92.3%	3.6%	65.4%	93.4%	100.0%	96.9%
7	44.6%	24.2%	77.9%	6.0%	60.0%	91.7%	100.0%	100.0%
8	36.8%	67.8%	87.6%	4.2%	61.0%	64.3%	97.3%	100.0%
9	52.2%	56.6%	83.4%	4.6%	43.2%	92.0%	100.0%	94.6%
10	67.2%	80.8%	87.2%	3.5%	80.9%	97.5%	98.4%	100.0%
11	57.2%	75.5%	94.6%	14.9%	63.8%	77.7%	99.0%	96.9%
12	41.6%	72.0%	100.0%	6.7%	59.4%	96.8%	100.0%	92.3%
13	38.1%	76.2%	74.0%	8.5%	67.0%	95.5%	95.4%	96.9%
14	31.6%	35.2%	92.6%	0.0%	57.1%	100.0%	100.0%	88.9%
15	67.2%	46.9%	91.9%	3.7%	77.5%	46.1%	100.0%	96.2%
16	51.2%	100.0%	100.0%	33.3%	96.2%	75.0%	66.7%	100.0%
17	62.3%	24.8%	92.3%	8.3%	71.0%	37.6%	99.3%	79.5%
18	56.2%	72.1%	78.9%	9.6%	70.6%	57.4%	97.4%	80.9%
19	63.4%	70.1%	91.0%	5.7%	76.7%	99.3%	94.4%	91.7%
20	50.8%	89.7%	95.9%	3.5%	80.6%	100.0%	100.0%	100.0%
21	40.1%	71.4%	90.0%	6.8%	75.4%	77.6%	96.9%	100.0%
22	39.6%	92.3%	93.9%	7.3%	94.1%	100.0%	100.0%	80.0%
23	66.2%	63.2%	95.2%	5.6%	89.2%	66.7%	100.0%	83.3%
24	45.2%	49.2%	46.6%	3.1%	53.3%	44.1%	100.0%	50.0%
25	47.5%	74.5%	86.0%	3.4%	75.0%	89.5%	95.8%	100.0%
State	50.2%	61.2%	84.4%	5.9%	67.4%	76.7%	98.8%	88.3%

TABLE V
2023 Ranking of Violent Death Rates
(Per 1000 Population)

Ranking	Dist	Mot Veh Acc/ Population	Dist	Drug Intox Acc/ Population	Dist	Fall Acc/ Population	Dist	Other Acc/ Population	Dist	Homicides/ Population	Dist	Suicides/ Population	Dist	Total Violent/ Population
1	8	0.333	7	0.519	20	0.651	16	0.308	4	0.129	16	0.379	18	1.547
2	3	0.314	6	0.518	5	0.562	21	0.195	2	0.104	8	0.228	7	1.522
3	25	0.232	1	0.467	6	0.417	1	0.161	3	0.091	6	0.221	5	1.496
4	14	0.228	4	0.448	7	0.398	8	0.137	8	0.086	1	0.221	6	1.439
5	7	0.226	18	0.400	15	0.369	4	0.131	9	0.084	18	0.220	1	1.388
6	10	0.219	25	0.392	21	0.360	2	0.118	1	0.080	22	0.216	8	1.353
7	5	0.215	5	0.369	8	0.331	15	0.113	14	0.077	14	0.211	20	1.272
8	2	0.207	13	0.356	19	0.311	14	0.112	11	0.076	5	0.208	4	1.269
9	1	0.190	3	0.348	12	0.288	12	0.108	17	0.070	7	0.206	21	1.265
10	13	0.183	9	0.330	22	0.269	7	0.103	13	0.070	12	0.197	3	1.209
11	12	0.175	17	0.324	24	0.269	20	0.090	10	0.066	4	0.185	15	1.161
12	18	0.173	15	0.322	18	0.259	6	0.084	18	0.061	19	0.184	16	1.136
13	21	0.164	12	0.309	13	0.243	22	0.083	25	0.055	21	0.178	12	1.121
14	19	0.158	21	0.304	9	0.206	19	0.081	15	0.054	3	0.177	13	1.092
15	16	0.154	14	0.260	1	0.205	18	0.080	24	0.053	2	0.173	19	1.057
16	4	0.150	19	0.256	4	0.193	3	0.074	5	0.051	10	0.169	14	1.029
17	9	0.147	10	0.252	23	0.172	10	0.073	7	0.050	20	0.158	22	0.990
18	17	0.141	20	0.245	17	0.164	25	0.073	19	0.049	15	0.151	25	0.979
19	11	0.140	24	0.242	3	0.154	13	0.073	6	0.040	13	0.145	2	0.974
20	6	0.138	22	0.240	2	0.148	23	0.071	21	0.037	24	0.140	9	0.971
21	15	0.135	8	0.226	25	0.132	17	0.063	16	0.035	23	0.132	17	0.919
22	23	0.130	16	0.225	10	0.123	5	0.057	12	0.030	9	0.126	10	0.908
23	22	0.127	23	0.199	14	0.096	11	0.055	22	0.029	17	0.112	24	0.881
24	24	0.125	2	0.193	11	0.094	9	0.054	23	0.029	11	0.092	23	0.745
25	20	0.073	11	0.126	16	0.035	24	0.031	20	0.013	25	0.087	11	0.633

TABLE VI 2023 Ranking of Districts by Number of Violent Deaths			
Rank	Violent Deaths	District	Geographical Area of Florida with Population Ranking (#)
1	2,281	6	St. Petersburg (#3)
2	2,005	5	Leesburg (#8)
3	1,814	17	Ft. Lauderdale (#2)
4	1,780	15	Palm Beach (#5)
5	1,755	4	Jacksonville (#7)
6	1,754	11	Miami (#1)
7	1,684	13	Tampa (#4)
8	1,450	9	Orlando (#6)
9	1,164	1	Pensacola (#12)
10	1,081	21	Ft. Myers (#11)
11	1,052	12	Sarasota (#9)
12	991	18	Melbourne (#14)
13	888	7	Daytona Beach (#15)
14	842	10	Lakeland (#10)
15	781	19	Ft. Pierce (#13)
16	581	8	Gainesville (#20)
17	508	20	Naples (#21)
18	430	25	Kissimmee (#19)
19	429	2	Tallahassee (#18)
20	429	24	Sanford (#17)
21	389	23	St. Augustine (#16)
22	321	14	Panama City (#22)
23	212	3	Live Oak (#24)
24	202	22	Port Charlotte (#23)
25	96	16	Florida Keys (#25)
State	24,919		

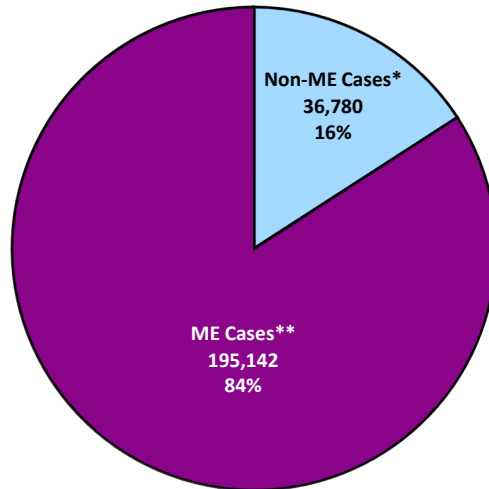
TABLE VII 2023 District Death Rates as Related to Autopsy Rates		
Dist	Deaths/ Population	Autopsies/ Population
1	1.10%	0.100%
2	0.92%	0.094%
3	1.20%	0.137%
4	1.05%	0.118%
5	1.45%	0.069%
6	1.28%	0.108%
7	1.37%	0.100%
8	1.20%	0.099%
9	0.73%	0.079%
10	1.07%	0.096%
11	0.81%	0.064%
12	1.25%	0.095%
13	0.86%	0.090%
14	1.17%	0.092%
15	1.07%	0.081%
16	0.61%	0.125%
17	0.81%	0.078%
18	1.28%	0.118%
19	1.23%	0.091%
20	1.08%	0.085%
21	1.00%	0.098%
22	1.41%	0.091%
23	0.88%	0.067%
24	0.75%	0.043%
25	0.72%	0.091%
State	1.02%	0.088%

**TABLE VIII
Fifteen Year Comparison of Violent Death Rates**

Dist	2009	2010	2011	2012	2013	2014	2015	2016	2017	2018	2019	2020	2021	2022	2023
1	0.807	0.765	0.788	0.742	0.711	0.821	0.862	0.858	0.909	0.984	0.986	1.239	1.437	1.457	1.388
2	0.624	0.688	0.708	0.745	0.644	0.576	0.611	0.736	0.791	0.798	0.885	0.865	1.085	0.981	0.974
3	0.975	0.956	1.030	0.815	0.820	0.714	0.956	0.848	0.879	1.025	1.045	1.057	1.303	1.221	1.209
4	0.837	0.739	0.775	0.900	0.874	0.879	0.930	1.224	1.292	1.092	1.188	1.346	1.330	1.342	1.269
5	0.685	0.904	0.937	1.007	0.994	1.024	1.145	1.253	1.291	1.340	1.322	1.556	1.557	1.580	1.496
6	0.914	1.014	0.981	0.933	0.897	0.973	0.987	1.082	1.068	1.109	1.175	1.472	1.510	1.463	1.439
7	0.824	1.019	0.943	0.867	0.853	0.817	0.917	0.984	1.141	1.228	1.206	1.670	1.802	1.641	1.522
8	1.141	1.130	1.167	1.153	1.095	0.979	1.109	1.159	1.231	1.322	1.234	1.286	1.364	1.343	1.353
9	0.697	0.645	0.673	0.656	0.642	0.705	0.730	0.815	0.815	0.873	0.833	0.942	1.051	0.983	0.971
10	0.658	0.701	0.663	0.643	0.697	0.711	0.668	0.778	0.800	0.812	0.863	0.954	1.014	0.940	0.908
11	0.608	0.539	0.534	0.536	0.524	0.562	0.594	0.674	0.608	0.601	0.622	0.624	0.733	0.654	0.633
12	0.741	0.741	0.780	0.804	0.781	0.842	1.083	1.118	1.071	0.956	0.986	1.088	1.212	1.096	1.121
13	0.905	0.902	0.860	0.799	0.777	0.747	0.837	0.877	0.793	0.849	0.792	0.901	1.138	1.132	1.092
14	0.919	0.715	0.775	0.743	0.722	0.888	1.012	1.008	1.027	1.089	1.196	1.225	1.356	1.276	1.029
15	0.910	0.723	0.646	0.687	0.750	0.761	0.939	1.176	1.213	1.068	1.120	1.202	1.252	1.252	1.161
16	1.296	1.272	1.390	1.111	1.167	0.979	1.267	1.183	1.392	1.339	1.155	1.002	1.139	1.489	1.136
17	0.683	0.664	0.622	0.646	0.651	0.668	0.745	0.928	0.939	0.838	0.859	1.037	1.077	1.028	0.919
18	0.875	0.854	0.895	0.920	0.925	0.954	1.008	1.188	1.288	1.256	1.322	1.390	1.537	1.576	1.547
19	0.759	0.809	0.805	0.896	0.938	0.847	0.911	1.054	1.044	1.108	1.031	1.106	1.207	1.196	1.057
20	0.874	0.930	0.877	0.843	0.970	1.025	0.983	1.059	1.105	1.135	1.168	1.161	1.346	1.338	1.272
21	0.991	0.887	0.923	0.865	0.765	0.909	1.067	1.047	1.199	1.123	1.104	1.215	1.260	1.437	1.265
22	0.616	0.575	0.611	0.502	0.507	0.552	0.616	0.722	0.660	0.601	0.721	0.633	0.792	0.874	0.990
23	0.643	0.658	0.609	0.532	0.520	0.589	0.539	0.603	0.691	0.730	0.634	0.836	0.622	0.664	0.745
24	0.411	0.435	0.447	0.376	0.428	0.403	0.479	0.666	0.684	0.733	0.738	0.833	0.957	0.892	0.881
25								0.654	0.818	0.780	0.696	0.837	0.940	0.878	0.979
State	0.766	0.772	0.753	0.751	0.744	0.770	0.842	0.949	0.965	0.950	0.962	1.088	1.180	1.152	1.101

Note: Prior to 2016, District 9 included Orange & Osceola counties. Both counties enacted Home Rule authority in 2016 and District 9 was split into two districts, with Orange County staying District 9 and Osceola County becoming District 25.

Chart Ia
2023 Medical Examiner Jurisdiction
Total Florida Deaths: 231,922



* Includes 14,435 Cases Reviewed but Jurisdiction Declined
 ** Includes Cases Accepted and Cremation Approvals

Chart Ib
2023 Medical Examiner Workload
Total Deaths Reviewed: 216,339

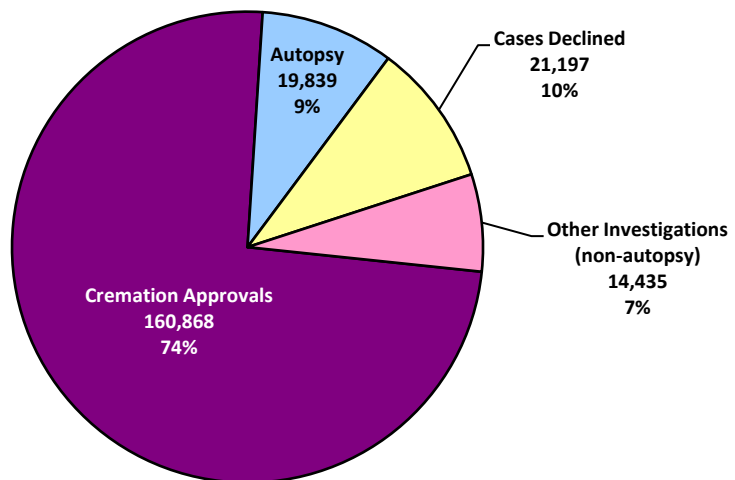


Chart IIa
2023 Violent vs. Non-Violent Deaths
Total Florida Deaths: 231,922

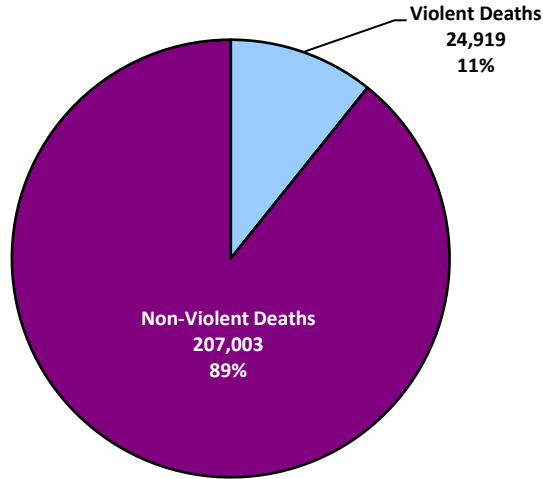


Chart IIb
2023 Violent Death Workload
Total Violent Deaths: 24,919

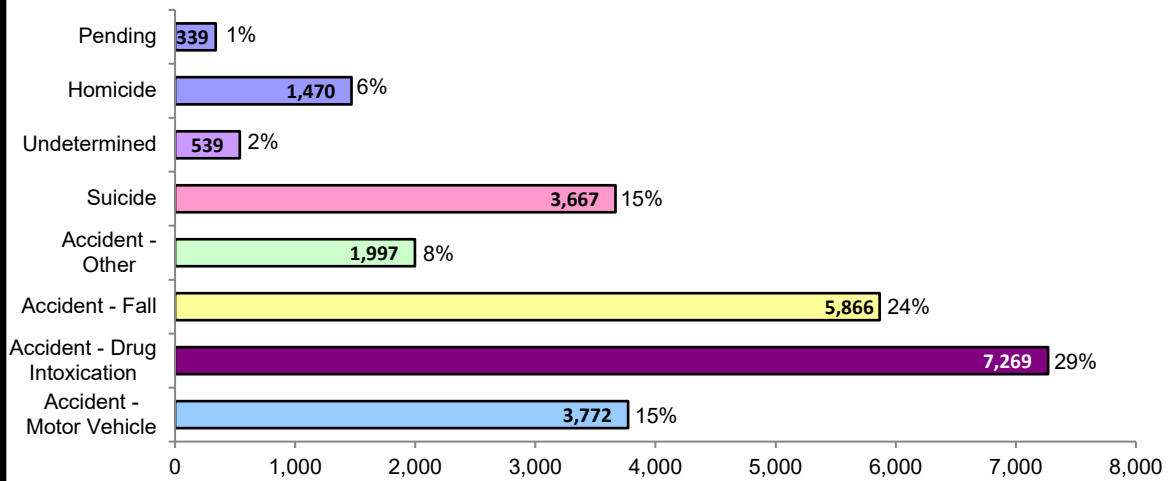


Chart IIIa
2023 Autopsy Workload
Total Florida Deaths: 231,922

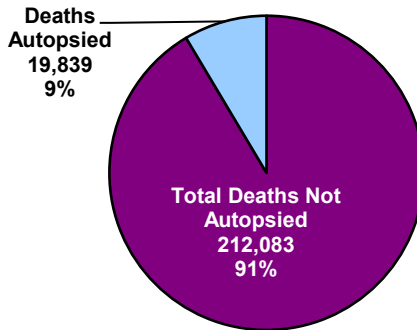
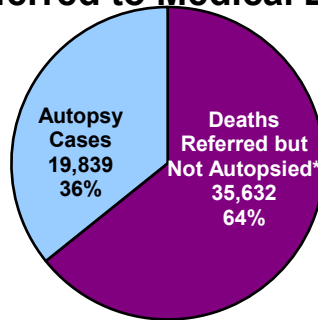


Chart IIIb
2023 Autopsy Workload as Percent of
Deaths Referred to Medical Examiners



Total Deaths Referred: 55,471 (*excludes cremations)

Chart IIIc
2023 Autopsy Workload as
Percent of Deaths Accepted
Total Deaths Accepted: 34,274

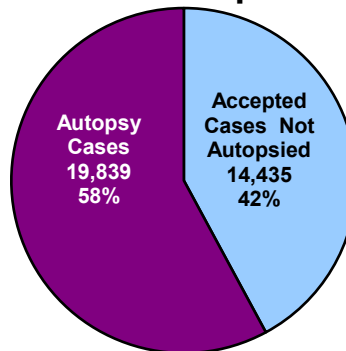


Chart IVa
2023 Workload by Depth of Examinations -
Homicide

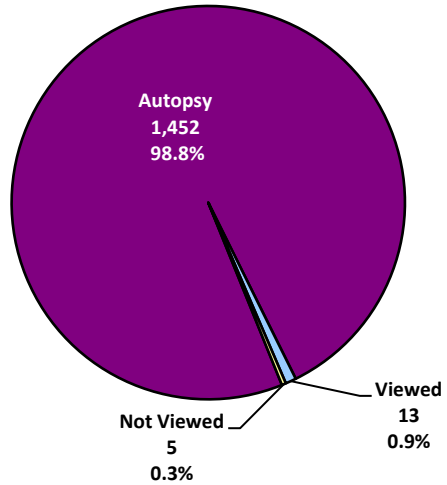


Chart IVb
2023 Workload by Depth of Examinations -
Suicide

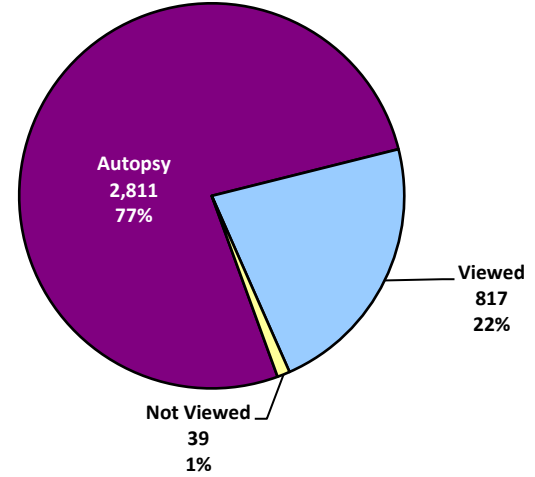


Chart IVc
2023 Workload by Depth of Examinations -
Undetermined

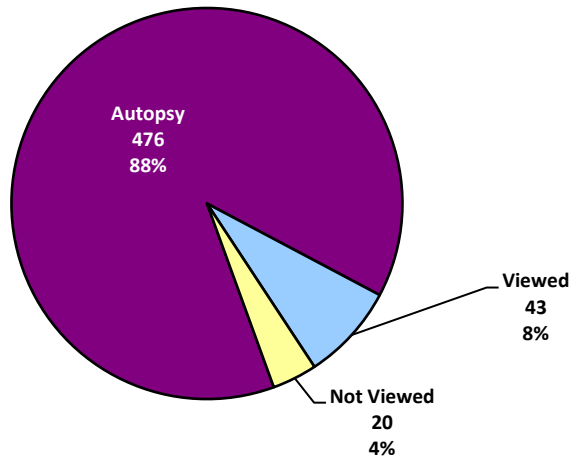


Chart IVd
2023 Workload by Depth of Examinations -
Accident: Motor Vehicle

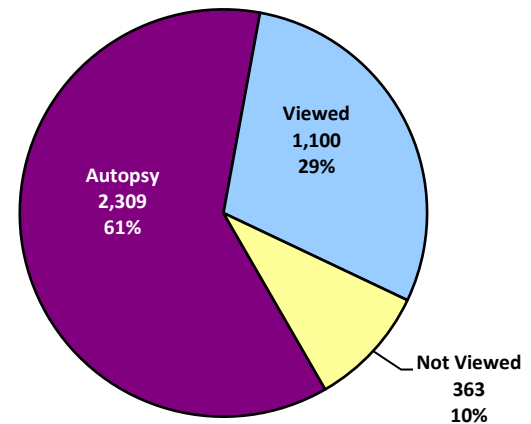


Chart IVe
2023 Workload by Depth of Examinations -
Accident: Drug Intoxication

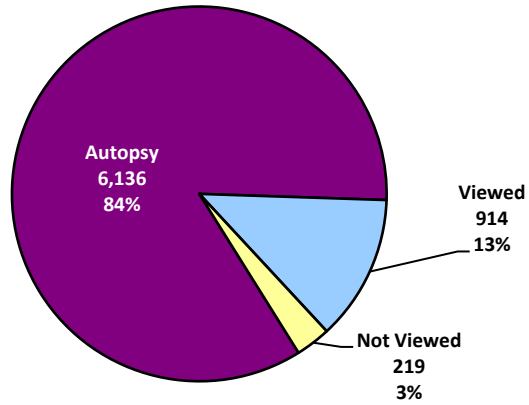


Chart IVf
2023 Workload by Depth of Examinations -
Accident: Fall

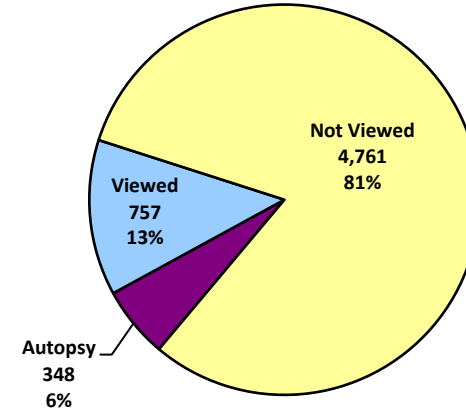


Chart IVg
2023 Workload by Depth of Examinations -
Accident: Other (Non-motor vehicle)

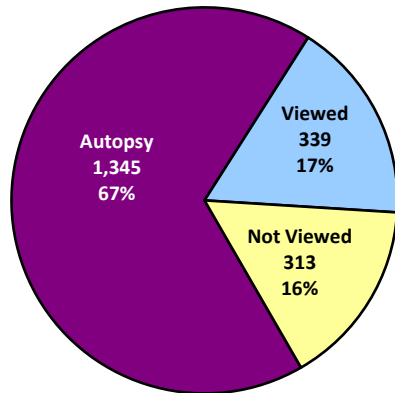


Chart IVh
2023 Workload by Depth of Examinations -
Natural

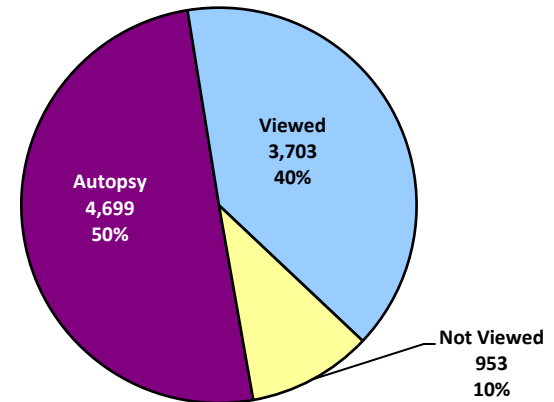
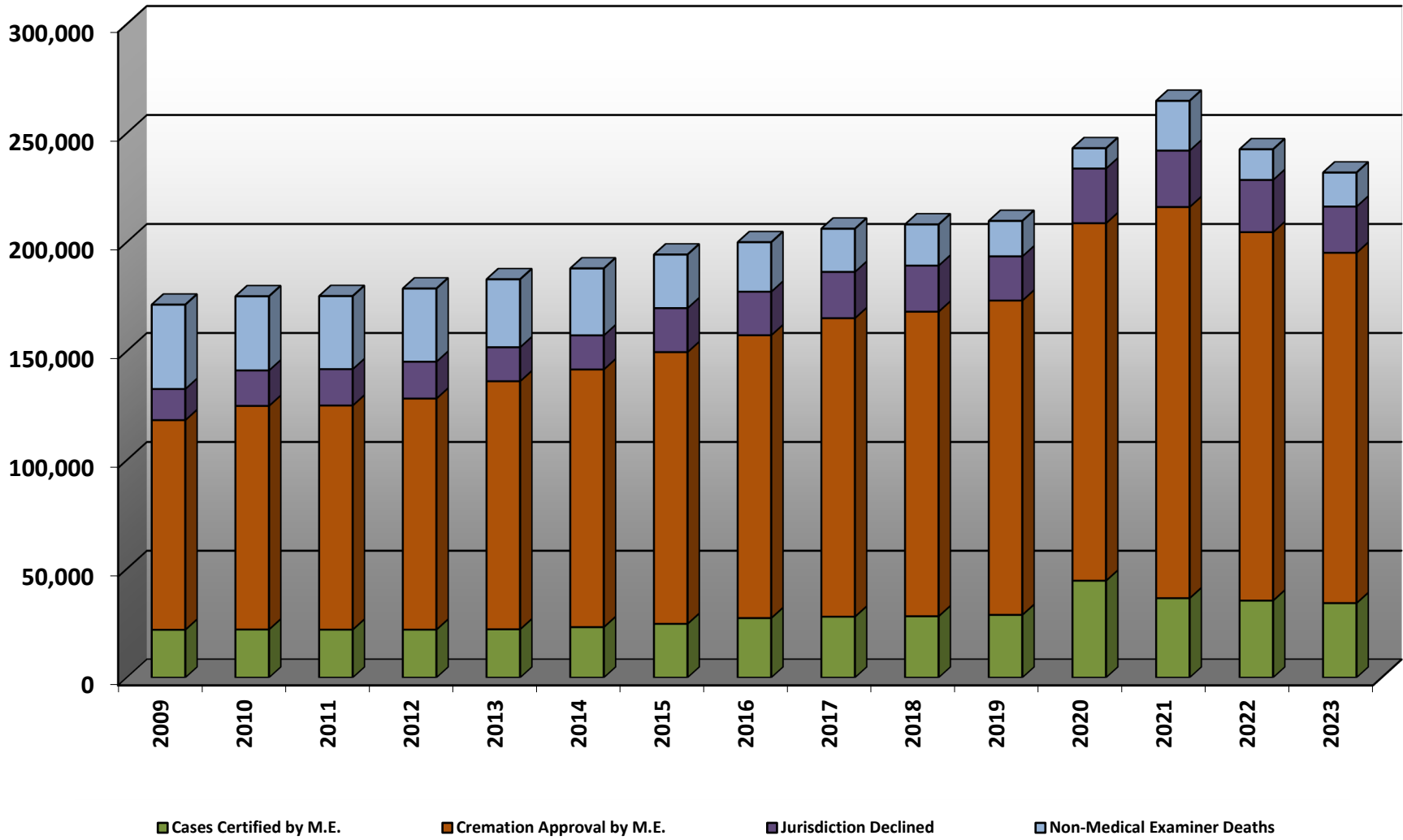


CHART V
Historical Workload
Medical Examiner Cases
2009 - 2023



MEDICAL EXAMINERS COMMISSION

Barbara C. Wolf, M.D.

Chairman

District 5/24 Medical Examiner
809 Pine Street
Leesburg, Florida 34748
(352) 326-5961
email: barbara.wolf@marioncountyfl.org
First Term: 8/7/2015-7/1/2019
Second Term: 2/10/2023 - 6/30/2023

Robin Giddens Sheppard, L.F.D.

Funeral Director/Vice President
Hardage-Giddens Funeral Homes
4801 San Jose Boulevard
Jacksonville, Florida 32207
(904) 737-7171
email: Robin.Sheppard@dignitymemorial.com
First Term: 8/15/2013-7/1/2016
Second Term: 08/29/2018-07/01/2020
Third Term: 2/10/2023 - 6/30/2024

Mr. Kenneth T. Jones

State Registrar
Florida Department of Health
Bureau of Vital Statistics
Post Office Box 210
Jacksonville, Florida 32231
(904) 359-6900 ext. 1001
email: Ken.Jones@flhealth.gov
Term: Not Applicable

Honorable Amira Fox, J.D.

State Attorney
20th Judicial Circuit
PO Box 399
Fort Myers, Florida 33902
(239) 533-1100
email: afox@sao20.org
First Term: 2/10/2023 - 6/30/2023

Joshua Stephany, M.D.

District 9/25 Medical Examiner
2350 East Michigan Street
Orlando, Florida 32806
(407) 836-9400
email: joshua.stephany@ocfl.net
First Term: 2/10/2023 - 6/30/2024

Honorable Charlie Cofer, J.D.

Public Defender, 4th Judicial Circuit
407 N. Laura Street
Jacksonville, Florida 32202
(904) 255-4673
email: ccofer@pd4.coj.net
First Term: 08/29/2018-07/01/2021
Second Term: 2/10/2023 - 6/30/2025

Nick Cox, J.D.

Statewide Prosecutor
Office of the Attorney General
3507 E. Frontage Road, Suite 325
Tampa, Florida 33607
813-287-7960
email: nick.cox@myfloridalegal.com
Term: Not Applicable

Honorable Michael A. Barnett

Palm Beach County Commissioner
301 North Olive Ave. Suite 1201
West Palm Beach, Florida 33401
(561) 355-2203
email: mbarnett@pbcgov.org
First Term: 2/10/2023 - 6/30/2025

Honorable Robert "Bob" Johnson

Sheriff
Santa Rosa County
5755 East Milton Road
Milton, Florida 32583
(850) 983-1100
email: rjohnson@srsco.net
First Term: 2/10/2023 - 6/30/2025

STAFF

Medical Examiners Commission
Florida Department of Law Enforcement
Post Office Box 1489
Tallahassee, Florida 32302
(850) 410-8600

Bureau Chief Brett Kirkland, Ph. D.
(850) 410-8600
brettkirkland@fdle.state.fl.us

Government Analyst II Megan Neel
(850) 410-8664
meganneel@fdle.state.fl.us

Government Analyst II Ashley Williams
(850) 410-8609
ashleywilliams@fdle.state.fl.us

FLORIDA DISTRICT MEDICAL EXAMINERS

District 1

Deanna Oleske, M.D.

Interim Medical Examiner
2114 Airport Blvd. Suite 1450
Pensacola, Florida 32504
Director of Operations Dan Schebler
(850) 332-7300
FAX: (850) 285-0774
e-mail: contactus@d1meo.org

District 2

Thomas M. Coyne, M.D., Ph.D

Interim Medical Examiner
560 Leonard Gray Way
Tallahassee, Florida 32304
Director of Operations Ricardo Camacho
(850) 606-6600
FAX: (850) 606-6601
e-mail: rcamacho@Dist2ME.org

District 3

Dixie Co.

ME Services Provided by District 8
Lafayette, Madison & Suwannee Co.

ME Services Provided by District 2
Columbia & Hamilton Co.

ME Services Provided by District 4

District 4

B. Robert Pietak, M.D.

Interim Medical Examiner
2100 Jefferson Street
Jacksonville, Florida 32206
Director of Operations Tim Crutchfield
(904) 255-4000
FAX: (904) 630-0964
e-mail: tcrutchfield@coj.net

District 5

Barbara C. Wolf, M.D.

809 Pine Street
Leesburg, Florida 34748
Director of Operations Lindsey Bayer
(352) 326-5961
FAX: (352) 365-6438
e-mail: Lindsey.Bayer@marioncounty.fl.org

District 6

Jon R. Thogmartin, M.D.

10900 Ulmerton Road
Largo, Florida 33778
Chief Investigator Damon Breton
(727) 582-6800
FAX: (727) 582-6820
e-mail: dbreton@co.pinellas.fl.us

District 7 (Home Rule)

James W. Fulcher, M.D.

3891 Tiger Bay Road
Daytona Beach, FL 32124-1001
Director of Operations Karla Orozco
(386) 258-4060
FAX: (386) 258-4061
e-mail: korozco@volusia.org

District 8

Jon R. Thogmartin

Interim Medical Examiner
3217 SW 47th Avenue
Gainesville, Florida 32608
(352) 273-9292
FAX: (352) 273-9288

District 9 (Home Rule)

Joshua D. Stephany, M.D.

2350 East Michigan Street
Orlando, Florida 32806
Program Manager Sheri Blanton
(407) 836-9400
FAX: (407) 836-9450
e-mail: Sheri.Blanton@ocfl.net

District 10

Stephen J. Nelson, M.A., M.D., F.C.A.P.

1021 Jim Keene Boulevard
Winter Haven, Florida 33880
Office Manager Sheli Wilson
(863) 298-4600
FAX: (863) 298-5264
e-mail: StephenNelson@polk-county.net

District 11 (Home Rule)

Kenneth Hutchins, M.D.

Medical Examiner
Number One on Bob Hope Road
Miami, Florida 33136-1133
Director of Operations Sandra Boyd
(305) 545-2400
FAX: (305) 545-2412
e-mail: sandra.boyd@miamidadegov

District 12

Russell S. Vega, M.D.

4510 Fruitville Road
Sarasota, Florida 34232
Director of Operations David Winterhalter
(941) 361-6909
FAX: (941) 361-6914
email: rvega@fldist12me.com

District 13 (Home Rule)

Kelly G. Devers, M.D.

11025 North 46th Street
Tampa, Florida 33617
Manager of Operations Harrison Cowan
(813) 914-4500
FAX: (813) 914-4594
email: DeversK@hillsboroughcounty.org

District 14

Jay Radtke, M.D.

3737 Frankford Avenue
Panama City, Florida 32405
Director of Operations Whit Majors
(850) 747-5740
FAX: (850) 747-5745
e-mail: wmajors@baycountyfl.gov

District 15 (Home Rule)

Catherine R. Miller, M.D.

Medical Examiner
3126 Gun Club Road
West Palm Beach, Florida 33406
Forensic Supervisor Ralph Saccone
(561) 688-4575
FAX: (561) 688-4588
e-mail: rsaccone@pbcgov.org

District 16

Michael Steckbauer, M.D.

Interim Medical Examiner
56639 Overseas Hwy
Marathon, Florida 33050
(305) 743-9011
FAX: (305) 743-9013
e-mail: meo@monroecounty-fl.gov

District 17 (Home Rule)

Rebecca MacDougall, M.D.

Medical Examiner
5301 S.W. 31st Avenue
Ft. Lauderdale, Florida 33312
Division Admin Assistant Heather Galvez
(954) 357-5200
FAX: (954) 327-6580
e-mail: rmacdougall@broward.org

District 18

Sajid S. Qaiser, M.D.

1750 Cedar Street
Rockledge, Florida 32955
Program Manager Michael Szczepanski
(321) 633-1981
FAX: (321) 633-1986
e-mail: michael.szczepanski@brevardfl.gov

District 19

Patricia A. Aronica, M.D.

Interim Medical Examiner
2500 South 35th Street
Ft. Pierce, Florida 34981
Operations Manager Kimberly Loucks
(772) 464-7378
FAX: (772) 464-2409
e-mail: loucksk@stlucieco.org

District 20

Marta U. Coburn, M.D.

3838 Domestic Avenue
Naples, Florida 34104
Administrative Coordinator Michelle Correia
(239) 434-5020
FAX: (239) 434-5027
e-mail: naplesme@d20me.net

District 21

Rebecca A. Hamilton, M.D.

70 South Danley Drive
Ft. Myers, Florida 33907
Director of Operations Patti Wheaton
(239) 533-6339
FAX: (239) 277-5017
e-mail: pwheaton@leegov.com

District 22

Russell S. Vega, M.D.

Interim Medical Examiner
18130 Paulson Drive
Pt. Charlotte, Florida 33954
Director of Operations Penny Fulton
(941) 625-1111
FAX: (941) 627-0995
e-mail: pfulton@district22me.com

District 23

Wendolyn Sneed, M.D.

Medical Examiner
4501 Avenue A
St. Augustine, Florida 32095
Forensic Operations Manager Kelly Boulos
(904) 209-0820
FAX: (800) 255-8617
e-mail: kboulos@sjcfl.us

District 24

Barbara C. Wolf, M.D.

ME Services Provided by District 5

District 25 (Home Rule)

Joshua D. Stephany, M.D.

ME Services Provided by District 9

FLORIDA ASSOCIATE MEDICAL EXAMINERS

District 1

Danielle R. Armstrong, D.O.
Lorraine Lopez-Morell, M.D.
Michael Pagacz, M.D.
(Wilson A. Broussard, M.D.)
(Thomas M. Coyne, M.D., Ph.D.)
(Jennifer Dierksen, M.D.)
(Lisa Flannagan, M.D.)
(Ami Murphy, D.O.)
(Maneesha Pandey, M.D.)
(Jay M. Radtke, M.D.)
(Brittany L. Shattuck, M.D.)

District 2

(Lisa M. Flannagan, M.D.)
(Jan M. Gorniak, D.O.)
(Noel R. Agudo, M.D.)
(Natalia Belova, M.D.)
(Kailee Imperatore, M.D.)
(Andrew Koopmeiners, M.D.)
(Noel A. Palma, M.D.)
(Heidi Reinhard, M.D.)
(Jason R. Van Roo, M.D.)

District 3

Dixie Co.
ME Services Provided by District 8
Lafayette, Madison, & Suwannee Co.
ME Services Provided by District 2
Columbia & Hamilton Co.
ME Services Provided by District 4

District 4

Robert Buchsbaum, M.D., J.D.
Peter Gillespie, M.D.
Brittany L. Glad, D.O.
Sherry L. Jilinski, M.D.
Aurelian Nicolaescu, M.D.
Robert R. Pfalzgraf, M.D.
Jason R. Van Roo, M.D.
(Noel R. Agudo, M.D.)
(Michael Bell, M.D.)
(Leszek Chrostowski, M.D.)
(William F. Hamilton, M.D.)
(Iana Lesnikova, M.D.)
(Brandon M. Maveal, M.D.)
(Deanna A. Oleske, M.D.)
(Valerie J. Rao, M.D.)
(Sandra A. Siller, M.D.)
(Barbara C. Wolf, M.D.)

District 5

Tracey S. Corey, M.D.
Rachel A. Lange, M.D.
(Chantel Nijwaji, M.D.)
(Noel R. Agudo, M.D.)
(Michael Bell, M.D.)
(Thomas M. Coyne, M.D., Ph.D.)
(James W. Fulcher, M.D.)
(Susan S. Ignacio, M.D.)
(Kailee Imperatore, M.D.)
(Wayne D. Kurz, M.D.)
(Andrew Koopmeiners, M.D.)
(Stephen J. Nelson, M.D.)
(Aurelian Nicolaescu, M.D.)
(Noel A. Palma, M.D.)
(Joshua D. Stephany, M.D.)
(Jon Thogmartin, M.D.)
(Jason R. Van Roo, M.D.)

District 6

Noel R. Agudo, M.D.
Susan S. Ignacio, M.D.
Kailee Imperatore, M.D.
Wayne D. Kurz, M.D.
Andrew Koopmeiners, M.D.
Noel A. Palma, M.D.
Jason R. Van Roo, M.D.
(Wilson A. Broussard, M.D.)
(Marcela Chiste, M.D.)
(Tracey S. Corey, M.D.)
(Thomas M. Coyne, M.D., Ph.D.)
(Rebecca A. Hamilton, M.D.)
(Tera A. Jones, M.D.)
(Rachel A. Lange, M.D.)
(Wendy A. Lavezzi, M.D.)
(Rebecca MacDougall, M.D.)
(Stephen J. Nelson, M.D.)
(Chantel Nijwaji, M.D.)
(Shanedelle S. Norford, M.D.)
(Mark J. Shuman, M.D.)
(Phouthasone Thirakul, M.D.)
(Suzanne R. Utley-Bobak, M.D.)
(Russell S. Vega, M.D.)
(Vera V. Volnikh, M.D.)
(Barbara C. Wolf, M.D.)

District 7

Ruth Kohlmeier, M.D.
Mary G. Ripple, M.D.
(Noel R. Agudo, M.D.)
(Marcela Chiste, M.D.)
(Susan S. Ignacio, M.D.)
(Kailee Imperatore, M.D.)
(Wayne D. Kurz, M.D.)
(Rebecca MacDougall, M.D.)
(Shanedelle S. Norford, M.D.)
(Noel A. Palma, M.D.)
(Jon R. Thogmartin, M.D.)
(Lee Tormos, M.D.)

District 8

(Noel Agudo, M.D.)
(Michael Bell, M.D.)
(Natalia Belova, M.D.)
(Alexander Blank, M.D.)
(Thomas M. Coyne, M.D., Ph.D.)
(Lisa Flanagan, M.D.)
(Alexis Jelinek, M.D.)
(Susan S. Ignacio, M.D.)
(Kailee Imperatore, M.D.)
(Andrew Koopmeiners, M.D.)
(Wayne D. Kurz, M.D.)
(Wendy Lavezzi, M.D.)
(Rebecca MacDougall, M.D.)
(Shanedelle S. Norford, M.D.)
(Noel Palma, M.D.)
(Heidi Reinhard, M.D.)
(Mark Shuman, M.D.)
(Jason Van Roo, M.D.)
(Barbara C. Wolf, M.D.)

District 9

Brooke Blake, M.D.
Joy Edegeb, M.D.
Jesse C. Giles, M.D.
Marie H. Hansen, M.D.
Soren L. Jensen, D.O.
Rachel A. Lange, M.D.
Sara H. Zydowicz, D.O.
(Tracy S. Corey, M.D.)
(James Fulcher, M.D.)
(D. Fintan Garavan, M.D., Ph.D.)
(Julia V. Hegert, M.D.)
(Wendy Lavezzi, M.D.)
(Stephen J. Nelson, M.D.)
(Chantel Nijwaji, M.D.)
(Shanedelle S. Norford, M.D.)
(Mary G. Ripple, M.D.)
(Sajid S. Qaiser, M.D.)
(Vera V. Volnikh, M.D.)
(Barbara C. Wolf, M.D.)

District 10

D. Fintan Garavan, M.D., Ph.D.
Vera V. Volnikh, M.D.
(Kelly G. Devers, M.D.)
(Susan S. Ignacio, M.D.)
(Wayne D. Kurz, M.D.)
(Wendy Lavezzi, M.D.)
(Ryan D. McCormick, M.D.)
(Daissy C. McEnnan, M.D.)
(Noel A. Palma, M.D.)
(Ashley R. Perkins, D.O.)
(Jon R. Thogmartin, M.D.)
(Milad Webb, M.D.)
(Barbara C. Wolf, M.D.)

District 11

Nicholas Barna, M.D.
Alexander Blank, M.D.
Jamie Kendrick, M.D.
Katherine Kenerson, M.D.
Michael Kritselis, M.D.
Benjamin Mathis, M.D.
Tiffany Sheganoski, M.D.
Tuyet Tran, M.D.
Mariana Voudouri, M.D.
(Michael D. Bell, M.D.)
(Iouri G. Boiko, M.D., Ph.D.)
(Manfred Borges, M.D.)
(Marcela Chiste, M.D.)
(Marta Coburn, M.D.)
(Gertrude M. Juste, M.D.)
(Rebecca MacDougall, M.D.)
(Craig Mallak, M.D.)
(Linda R. O'Neil, M.D.)
(Marlon S. Osbourne, M.D.)
(Stephen Robinson, M.D.)
(Stacey A. Simons, M.D.)
(Terrill Tops, M.D.)
(Lee Marie Tormos, M.D.)

District 12

Omar Ansari, M.D.
Wilson A. Broussard, M.D.
Phouthasone Thirakul, M.D.
Suzanne R. Utley-Bobak, M.D.
(Leszek Chrostowski, M.D.)
(William F. Hamilton, M.D.)
(Stephen J. Nelson, M.D.)
(Robert R. Pfalzgraf, M.D.)
(Valerie J. Rao, M.D.)
(Wendolyn Sneed, M.D.)

District 13

Omar Ansari, M.D.
Ryan D. McCormick, M.D.
Daissy C. McEnnan, M.D.
Paul F. McGowan, D.O.
Ashley R. Perkins, D.O.
Noah D. Reilly, D.O.
Milad Webb, M.D.
(Leszek Chrostowski, M.D.)
(Thomas M. Coyne, M.D.)
(D. Fintan Garavan, M.D., Ph.D.)
(Mary K. Mainland, M.D.)
(Stephen J. Nelson, M.D.)
(Phouthasone Thirakul, M.D.)
(Vera V. Volnikh, M.D.)
(Sara H. Zydowicz, D.O.)

District 14

(Michael D. Bell, M.D.)
(Phouthasone Thirakul, M.D.)
(Katherine L. Kenerson, M.D.)
(Andrea N. Minyard, M.D.)
(Mark J. Shuman, M.D.)

District 15

Natalia Belova, M.D.
Marcela Chiste, M.D.
Eric A. Eason, M.D.
Marlon S. Osbourne, M.D.
Heidi Reinhard, M.D.
Terrill Tops, M.D.
Lee Marie Tormos, M.D.
Anthony Vinson, DO
(Michael Bell, M.D.)
(Kenneth D. Hutchins, M.D.)
(Alexis Jelinek, M.D.)
(Stacey A. Simons, M.D.)
(Mark J. Shuman, M.D.)
(Michael Steckbauer, M.D.)
(Jon Thogmartin, M.D.)

District 16

(Iouri G. Boiko, M.D. Ph.D.)
(Marlon S. Osbourne, M.D.)
(Mark J. Shuman, M.D.)

District 17

Omar Ansari, M.D.
Abigail Alexander, M.D.
Iouri G. Boiko, M.D., Ph.D.
Erin Ely, M.D.
Alexis Jelinek, M.D.
Gertrude M. Juste, M.D.
Brandon M. Maveal, M.D.
Stephen Robinson, M.D.
Darin Trella, M.D., Ph.D.
(Natalia Belova, M.D.)
(Kenneth Hutchins, M.D.)
(Katherine L. Kenerson, M.D.)
(Emma O. Lew, M.D.)
(Benjamin Mathis, M.D.)
(Heidi L. Reinhard, M.D.)
(Wendolyn Sneed, M.D.)

District 18

Matrina J. Schmidt, M.D.
(Patricia A. Aronica, M.D.)
(Raman Baldzizhar, M.D.)
(Barbara Bollinger, M.D.)
(Thomas M. Coyne, M.D.)
(Adrienne Sauder, M.D.)

District 19

Raman Baldzizhar, M.D.
Barbara Bollinger, M.D.
Stefanie J. Grewe, M.D.
Adrienne Sauder, M.D.
(Michael D. Bell, M.D.)
(Joseph M. Curran, M.D.)
(Marie H. Hansen, M.D.)
(Gertrude M. Juste, M.D.)
(Wendy A. Lavezzi, M.D.)
(Rebecca M. MacDougall, M.D.)
(Stephen J. Nelson, M.D.)
(Joshua D. Stephany, M.D.)
(Sajid S. Qaiser, M.D.)
(Mark J. Shuman, M.D.)
(Vera V. Volnikh, M.D.)
(Barbara C. Wolf, M.D.)
(Sara H. Zydowicz, D.O.)

District 20

Manfred Borges, Jr., M.D.
Andrea N. Minyard, M.D.
(Michael D. Bell, M.D.)
(Rebecca A. Hamilton, M.D.)
(Emma O. Lew, M.D.)

District 21

Colin D. Appleford, D.O.
Noelia Alemar Hernandez, M.D.
Tracy L. Shipe, D.O.
Sarah C. Thomas, M.D.
(Michael D. Bell, M.D.)
(Manfred C. Borges, M.D.)
(Wilson A. Broussard, Jr., M.D.)
(Leszek Chrostowski, M.D.)
(Marta U. Coburn, M.D.)
(Riazul H. Imami, M.D., Ph.D.)
(Katherine L. Kenerson, M.D.)
(Rachel A. Lange, M.D.)
(Stephen J. Nelson, M.D.)
(Valerie J. Rao, M.D.)
(Mark J. Shuman, M.D.)
(Phouthasone Thirakul, M.D.)
(Vera V. Volnikh, M.D.)

District 22

Omar Ansari, M.D.
Leszek Chrostowski, M.D.
Valerie J. Rao, M.D.
(Wilson A. Broussard, Jr., M.D.)
(Phouthasone Thirakul, M.D.)
(Suzanne R. Utley-Bobak, M.D.)

District 23

Iana Lesnikova, M.D.
(James W. Fulcher, M.D.)
(Ruth Kohlmeier, M.D.)

District 24

ME Services Provided by District 5

District 25

ME Services Provided by District 9

MEDICAL EXAMINERS COMMISSION

Representing	Commissioner	Appointment	Reappointment	Term
Medical Examiners	Joshua Stephany, M.D.	2023	2024	2024
	Barbara C. Wolf, M.D.	2015	2023	2023
State Attorney	Amira Fox, J.D.	2023	2023	2023
Public Defender	Charlie Cofer, J.D.	2018	2023	2025
County Commissioner	Michael Barnett	2023	2025	2025
Sheriff	Bob Johnson	2023	2025	2025
Funeral Home Industry	Robin Giddens Sheppard	2013	2023	2024
Attorney General/Designee	Nick Cox, J.D.	Standing appointment with no term		
State Surgeon General/Designee	Kenneth T. Jones	Standing appointment with no term		

District Medical Examiners Three Year Schedule

District	Next Three Term Year		
1	2027	2030	2033
2	2027	2030	2033
3	2027	2030	2033
4	2027	2030	2033
5	2027	2030	2033
6	2027	2030	2033
7	Home Rule Authority Began 1997		
8	2025	2028	2031
9	Home Rule Authority Began 2016		
10	2025	2028	2031
11	Home Rule Authority Began 1992		
12	2025	2028	2031
13	Home Rule Authority Began 1992		
14	2025	2028	2031
15	Home Rule Authority Began 1993		
16	2026	2029	2032
17	Home Rule Authority Began 2011		
18	2026	2029	2032
19	2026	2029	2032
20	2026	2029	2032
21	2026	2029	2032
22	2026	2029	2032
23	2026	2029	2032
24	2026	2029	2032
25	Home Rule Authority Began 2016		



Medical Examiners Commission

Medical Examiners Commission