



2022 ANNUAL REPORT

Barbara C. Wolf, M.D.

Chairman

Joshua Stephany, M.D. • Honorable Charlie Cofer, J.D. • Honorable Amira Fox, J.D.

Nick Cox, J.D. • Robin Giddens Sheppard, L.F.D. • Honorable Bob Johnson

Kenneth T. Jones • Honorable Michael A. Barnett

From the Chairman of the Medical Examiners Commission

On behalf of the Medical Examiners Commission (MEC), I am pleased to provide this *Annual Workload Report* to each of our district medical examiners. The information included in this report is invaluable to the many interested parties well beyond the boundaries of our medical examiner districts. The MEC believes in the value and worth of compiling statewide data and providing it to the general public and policy makers alike.

The *Report of Drugs Identified in Deceased Persons* provides highly sought after and critical information related to drug deaths in Florida. This unique report continues to track the unfortunate results of the abuse of both prescription and illicit drugs. The report assists Florida's state and local agencies in allocating and focusing their precious resources. Dating back to 1987, this annual report was first conceptualized for tracking deaths due to cocaine, with heroin later added in 1995. The report is constantly evolving. More drugs are tracked as their abuse potential and prevalence becomes known. The *Report of Drugs Identified in Deceased Persons* has currently evolved to include the tracking of 42 drugs and ethanol.

One of the MEC's proudest accomplishments continues to be its joint initiative with the Florida Department of Law Enforcement (FDLE) and Florida's 25 medical examiner districts as we attempt to resolve the approximately 900 unidentified deceased persons in our state. With new technology and advances in forensic science, this project continues to pay dividends for many families seeking closure of a loved one's fate. We will continue to encourage participation and provide access to various resources to reduce the backlog of these unidentified deaths.

Thank you for your ongoing professional commitment to providing the State of Florida with high quality medical-legal death investigative services. This is very much a team effort and you are to be commended for your exemplary efforts and professionalism.



Barbara C. Wolf, M.D.
Chairman, Medical Examiners Commission

September 2023

Contents

Introduction.....	1
Commission Appointments	1
Medical Examiner Districts.....	1
Disciplinary Actions	1
Annual Educational Conference	2
State Child Abuse Death Review Committee	2
Violent Crime and Drug Control Council	2
Unidentified Deceased Initiative.....	2
Methodology.....	5
Florida Medical Examiner Coverage Map.....	6
Table I District Demographics and Annual Workload Activity Reports	7
Table Ia Annual Workload Activity Reports for Infant Deaths	8
Table Ib Annual Workload Activity Reports for Law Enforcement Involved Deaths	8
Table Ia1 Workload by Depth of Examination (Infant Deaths Not Sleep Related)	9
Table Ia1 Workload by Depth of Examination (Infant Deaths Sleep Related)	10
Table Ib1 Workload by Depth of Examination (Law Enforcement Involved Deaths)	11
Table Ic Workload by Depth of Examination.....	12
Table II Cases Accepted Related to District Population	14
Table III Autopsies Related to Total Deaths, Population, and Violent Deaths.....	14
Table IV Percent of Medical Examiner Cases Autopsied.....	15
Table V Ranking of Violent Death Rates	16
Table VI Ranking of Districts by Number of Violent Deaths	17
Table VII District Death Rates as Related to Autopsy Rates	17
Table VIII Fifteen Year Comparison of Violent Death Rates	18
Chart Ia Medical Examiner Jurisdiction.....	19
Chart Ib Medical Examiner Workload	19
Chart IIa Violent Versus Non-Violent Deaths.....	20
Chart IIb Violent Death Workload.....	20
Chart IIIa Autopsy Workload as Percent of Total Deaths	21
Chart IIIb Autopsy Workload as Percent of Deaths Referred to Medical Examiners.....	21
Chart IIIc Autopsy Workload as Percent of Deaths Accepted	21
Chart IVa Workload by Depth of Examinations – Homicide.....	22
Chart IVb Workload by Depth of Examinations – Suicide	22
Chart IVc Workload by Depth of Examinations – Undetermined	22
Chart IVd Workload by Depth of Examinations – Accident: Motor Vehicle.....	22
Chart IVe Workload by Depth of Examinations – Accident: Drug Intoxication	23
Chart IVf Workload by Depth of Examinations – Accident: Fall	23
Chart IVg Workload by Depth of Examinations – Accident: Other	23
Chart IVh Workload by Depth of Examinations – Natural	23
Chart V Historical Workload Medical Examiner Cases	24
Appendix 1 Medical Examiners Commission	25
Appendix 2 District Medical Examiners	26
Appendix 3 Associate Medical Examiners	27
Appendix 4 Medical Examiners Commission Term Schedules.....	28
Appendix 5 District Medical Examiners Term Schedules.....	29

INTRODUCTION

The Medical Examiners Act, Chapter 406, Part I, Florida Statutes, was enacted by the 1970 Legislature in order to establish minimum and uniform standards of excellence in statewide medical examiner services. This report is compiled to illustrate the direction taken by the Medical Examiners Commission (MEC) during 2022 to ensure an effective and viable program of medical examiner services throughout Florida.

COMMISSION RETIREMENTS

Resolution

Commission member Carol Whitmore lost her bid for re-election as the Manatee County At-Large Commissioner – District 6 and left the MEC at the end of 2022. The Honorable Carol Whitmore served the citizens of Florida as a county commissioner for 16 years and was appointed to the MEC in August 2013 by Governor Rick Scott to represent the concerns of Florida’s county commissioners.

MEDICAL EXAMINER DISTRICTS

In 2022, the Commission recommended that the medical examiners for Districts 10, 12 and 14 be reappointed by the Governor for additional three-year terms.

District 10	Dr. Stephen Nelson
District 12	Dr. Russell Vega
District 14	Dr. Jay Radtke

Surveys for the reappointments of district medical examiners for Districts 8 (Alachua, Baker, Bradford, Gilchrist, Levy and Union counties), 10 (Hardee, Highlands and Polk counties), 12 (DeSoto, Manatee and Sarasota counties) and 14 (Bay, Calhoun, Gulf, Holmes, Jackson and Washington counties) were mailed to the constituents of these districts in January.

Assessments were sent to the constituents of District 3 (Dixie County), 9 (Orange County), 11 (Miami-Dade County), 13 (Hillsborough County) and 25 (Osceola County) for information only. District 3 receives medical examiner services through contractual agreements with District 8. Districts 9, 11, 13 and 25 fall under Home Rule Charter and the medical examiners are not appointed by the Governor. Dr. Joshua D. Stephany continued to serve as the district medical examiner for District 9 and 25, Dr. Kenneth Hutchins continued to serve as the district medical examiner for District 11 and Dr. Kelly G. Devers continued to serve as the district medical examiner for District 13.

Thomas Coyne, M.D., was named the District 8 Interim Medical Examiner effective October 17, 2022.

Kenneth Hutchins, M.D., was named the District 11 Medical Examiner effective January 27, 2022.

DISCIPLINARY ACTIONS

There was a total of eight formal complaints in 2022. Of the eight cases received, all eight were found to be legally insufficient by staff, without the need for review by a probable cause panel.

ANNUAL EDUCATIONAL CONFERENCE

The 48th Annual Educational Conference of the Florida Association of Medical Examiners was held at the Omni Orlando at Championsgate in Orlando, Florida.

STATE CHILD ABUSE DEATH REVIEW COMMITTEE

District 9 and 25 Associate Medical Examiner Shanedelle S. Norford, M.D., continued to serve as the Florida Medical Examiners Commission representative on the statewide Child Abuse Death Review Committee.

The 2022 Florida Child Abuse Death Review Committee Annual Report is posted on the Florida Department of Health website and can be viewed at <http://www.flcadr.com/reports>.

VIOLENT CRIME AND DRUG CONTROL COUNCIL

District 12 Medical Examiner Russell S. Vega, M.D., continued to serve on the Violent Crime and Drug Control Council as the statutorily mandated medical examiner (F.S. §943.931(2)(i)).

The 2022 Violent Crime and Drug Control Council Annual Report is posted on the FDLE website at <http://www.fdle.state.fl.us/VCDCC/Publications>.

UNIDENTIFIED DECEASED INITIATIVE

Unidentified deceased success stories can be attributed to many of the tools that are available to medical examiners and law enforcement when investigating unidentified decedents. Some of these tools include the NCIC/FCIC database, which contains missing person records and can include fingerprint and dental records; the Florida Unidentified Decedents Database (www.fluiddb.com); the National Missing and Unidentified Persons System “NamUs” (www.NamUS.gov); and the Unidentified Deceased Initiative online training video, which was developed by FDLE’s Bureau of Professional Development and the Missing Endangered Persons Information Clearinghouse (MEPIC).

MEPIC is available to assist in the identification of unidentified medical examiner cases. Their staff can provide assistance with DNA status, fingerprint submissions, dental records, FCIC/NCIC queries on active missing persons cases, resource information, forensic artists and the opening of cases. The Department of Homeland Security and Immigration and Customs Enforcement have fingerprint databases from undocumented aliens they have encountered. These databases are not tied into the FBI database. MEPIC can assist the medical examiners in submitting fingerprints through these databases if other avenues fail to produce results.

Eight success stories were reported during 2022 from Districts 6, 15, 17, 19, 20 and 21. The number of solved cases has grown significantly due to the analytical and investigative efforts of the MEPIC staff. This has been especially helpful in the identification of decedents who were foreign nationals.

District 6

- On December 27, 2016, Pinellas County deputies responded to Darby Lane for a report of a missing person. They were notified the 34-year-old Rang Truong fled on foot from his brother’s vehicle and was unable to be located. Deputies searched the area in an attempt to find him, but were unsuccessful. He was entered into FCIC/NCIC as a Missing/Endangered Person due to reported intellectual disabilities and other mental health concerns. On January 18, 2022, detectives learned that the St. Petersburg Police Department was investigating a report of unidentified remains found near the area of Interstate 275, near the Howard Franklin Bridge, and responded to the scene. Detectives provided the District 6 Medical Examiner’s

Office with Truong's information as a possible identity of the human remains. With the use of dental records, the remains were positively identified as Truong's. The medical examiner's office is working to determine the cause and manner of death, and the next of kin has been notified.

District 15

- Human remains were discovered tied up in the mangroves with a wire to a tree in North Palm Beach by Singer Island in Palm Beach County in 1974. An examination at the time revealed the remains belong to an approximately 14-year old white female. The remains were maintained elsewhere until 2014 when they were turned over to District 15 - Palm Beach County Medical Examiner's Office. Mitochondrial DNA samples were obtained and sent into NamUS. Subsequently the remains were submitted for an osteological exam and a forensic dental evaluation. None of these led to a positive identification at that time. On March 18, 2022, the Palm Beach County Medical Examiner's Office was advised by the Palm Beach County Sheriff's Office that the remains had been identified via DNA as a 17-year-old white female named Susan Gail Poole, DOB: 02/12/1957. The Palm Beach County Sheriff's Office had been in touch with Poole's family (mother, brother and sister) and they reported she went missing in 1972. Poole's mother provided a DNA standard, which confirmed Poole's identity. Susan Gail Poole was released from the Palm Beach County Medical Examiner's Office on June 2, 2022 via funeral home to Poole's sister, bringing the identification of the case to a close. The Palm Beach County Sheriff's Office believes Poole was one of the victims slain by Gerard Schaefer, a police officer who was also a serial killer. Schaefer was stabbed to death in prison in 1995.

District 17

- On March 15, 2021, skeletal remains of an adult male were found in a wooded area in Fort Lauderdale, Florida. At the time, there were no leads on a possible identification of the decedent and all efforts to identify the decedent yielded negative results. DNA from the decedent was subsequently submitted to CODIS. On May 6, 2022, we received a CODIS Offender Hit Notification matching the DNA from the decedent to a convicted offender/arrestee. Law enforcement investigated and was able to notify the decedent's family of the death.
- On March 25, 2022, skeletal remains of an adult male were found inside a tent in a wooded area in Sunrise, Florida. Through the scene investigation, a Maine state identification card was found nearby belonging to a 24-year-old male. Upon further investigation, the parents of the person on the ID card were contacted and advised this individual was traveling from place to place and they had not seen or heard from him in several months. The parents also advised that this individual and his brother were adopted as young children from overseas. The adult brother consented to a voluntary buccal swab for DNA that later matched to the decedent for a positive identification.
- On June 16, 2021, skeletal remains of an adult male were found outside a business in Fort Lauderdale, Florida. At the time, there were no leads on a possible identification of the decedent and all efforts to identify the decedent yielded negative results. DNA from the decedent was subsequently submitted to CODIS. On May 3, 2022, we received a CODIS Offender Hit Notification matching the DNA from the decedent to a convicted offender/arrestee. Law enforcement investigated and was able to notify the decedent's family of the death.

Office with Truong's information as a possible identity of the human remains. With the use of dental records, the remains were positively identified as Truong's. The medical examiner's office is working to determine the cause and manner of death, and the next of kin has been notified.

District 15

- Human remains were discovered tied up in the mangroves with a wire to a tree in North Palm Beach by Singer Island in Palm Beach County in 1974. An examination at the time revealed the remains belong to an approximately 14-year old white female. The remains were maintained elsewhere until 2014 when they were turned over to District 15- Palm Beach County Medical Examiner's Office. Mitochondrial DNA samples were obtained and sent into NamUS. Subsequently the remains were submitted for an osteological exam and a forensic dental evaluation. None of these led to a positive identification at that time. On March 18, 2022, the Palm Beach County Medical Examiner's Office was advised by the Palm Beach County Sheriff's Office that the remains have been identified via DNA as a 17-year-old white female named Susan Gail Poole, DOB: 02/12/1957. The Palm Beach County Sheriff's Office had been in touch with Poole's family (mother, brother and sister) and they reported she went missing in 1972. Poole's mother provided a DNA standard, which confirmed Poole's identity. Susan Gail Poole was released from the Palm Beach County Medical Examiner's Office on June 2, 2022 via funeral home to Poole's sister, bringing the identification of the case to a close. The Palm Beach County Sheriff's Office believes Poole was one of the victims slain by Gerard Schaefer, a police officer who was also a serial killer. Schaefer was stabbed to death in prison in 1995.

District 17

- On March 15, 2021, skeletal remains of an adult male were found in a wooded area in Fort Lauderdale, Florida. At the time, there were no leads on a possible identification of the decedent and all efforts to identify the decedent yielded negative results. DNA from the decedent was subsequently submitted to CODIS. On May 6, 2022, we received a CODIS Offender Hit Notification matching the DNA from the decedent to a convicted offender/arrestee. Law enforcement investigated and was able to notify the decedent's family of the death.
- On March 25, 2022, skeletal remains of an adult male were found inside a tent in a wooded area in Sunrise, Florida. Though the scene investigation, a Maine State identification card was found nearby belonging to a 24-year-old male. Upon further investigation, the parents of the person on the ID card were contacted and advised this individual was traveling from place to place and they have not seen or heard from him in several months. The parents also advised this individual, and his brother were adopted as a young child from overseas. The adult brother consented to a voluntary buccal swab for DNA that later matched to the decedent for a positive identification.
- On June 16, 2021, skeletal remains of an adult male were found outside a business in Fort Lauderdale, Florida. At the time, there were no leads on a possible identification of the decedent and all efforts to identify the decedent yielded negative results. DNA from the decedent was subsequently submitted to CODIS. On May 3, 2022, we received a CODIS Offender Hit Notification matching the DNA from the decedent to a convicted offender/arrestee. Law enforcement investigated and was able to notify the decedent's family of the death.

District 19

- On July 13, 2020, the Martin County Sheriff's Office notified investigators at the District 19 Medical Examiner's Office of unidentified remains found in an overgrown grassy area just west of the railroad tracks in the vicinity of Railroad Avenue and SE Garden Street in Stuart. Investigator Kimberly Loucks arrived on scene and observed what appeared to be a Caucasian male lying approximately 50-60 feet from the railroad tracks. Evidence found near the body indicated the decedent was possibly drinking alcohol and ingesting Kratom prior to death. No obvious signs of trauma or foul play were seen. Due to advanced stages of decomposition, fingerprinting was nearly impossible. Forensic Technician Gibbons attempted to rehydrate the decedent's fingers to obtain fingerprints for identification. Her diligence and consistent effort paid off and prints were able to be obtained. Fingerprint cards were made and turned over to analysts at the Martin County Sheriff's Office. On December 3, 2021, a fingerprint comparison was made and matched to those of Richard Harmon Whitton. Mr. Whitton's mother reported him missing from the Stuart area and had not heard from him in over a year.

District 20

- On May 3, 2002, deputies responded to reports of a body floating near the shore. The agency's Marine Unit and detectives searched the area and recovered the body, which was about 1.5 miles north of Doctor's Pass in Collier County. The District 20 Medical Examiner had classified the death as Undetermined based on the circumstances of the recovery. No criminality was ever established to indicate any persons contributed to the death of the decedent. The body had no identification on it, so detectives compared fingerprints through the FDLE database and the National Automated Fingerprint Identification System several times over the following years without success. Detectives also entered the decedent into NCIC as unidentified remains. The decedent's DNA profile and dental information as well as fingerprints and a composite sketch were entered into the National Missing and Unidentified Persons System (NamUs). On November 23, 2021, a positive match was made between the fingerprints submitted to NamUs and the Armed Forces fingerprint card of Edward Lorenz Richard, which had been prepared on November 15, 1972, when he enlisted. Upon Collier County Sheriff's Office receiving notification of the match, detectives were able to locate Richard's brother and adult son in Massachusetts the following day. Family members said he left Massachusetts by bus and headed to Florida about 20 years before his 2002 death. At the time of his departure, he had given all of his identification cards to family and they had not heard from him since.

District 21

- After the skeletal remains of eight men were found back in 2007 in a wooded area of east Fort Myers, authorities have been working diligently to identify them. DNA analyses have helped authorities name three of the men and on Tuesday, they were able to identify a fourth man. His name was Robert Ronald "Bobbie" Soden, Fort Myers Police Department said in a news release. The Fort Myers Police Department Cold Case Unit said Soden was 30 when he was last heard from and investigators were able to tie him to the Fort Myers area around the time of his suspected death. The police department was able to locate relatives of Soden in New Jersey, North Carolina and Washington. In order to properly identify the remains, the cold case unit has been working with the Florida Department of Law Enforcement and Parabon Nanolabs, a private DNA analysis company. The company uses a genealogy research program that works with DNA collected from the skeletal remains, identifies a probable person and then investigators contact potential family members to complete the DNA comparison. It's believed that Soden could have been killed by a serial killer active in east Fort Myers in the 1990s. Police said Soden's remains were found

in the same area as other victims. Daniel Conahan was known as the "Hog Trail Killer" and identified as a person of interest during the ongoing investigation, Fort Myers police said. Conahan is currently on death row in Florida for a Charlotte County murder in 1996. "Investigators submitted DNA profiles for each of the eight male skeletons to the University of North Texas Center for Human Identification," Fort Myers Police said. "The database is a national clearinghouse for DNA profiles of missing persons and unidentified dead." Through DNA samples collected from family members of reported missing people, they have been able to identify three of the other skeletal remains in addition to that of Soden. Their names are Jonathan Tihay, Johnathan Blevins and Eric Kohler. "The investigation will not stop until all eight of the victims are identified and their families are notified," investigators say.

METHODOLOGY

Death statistics in Florida reflect the total number of certificates of death recorded by local county registrars of vital statistics. These include both resident and non-resident deaths. Data for 2022 was obtained from the Department of Health, Office of Vital Statistics. Rates related to deaths in this report are medical examiner cases per every 1,000 recorded deaths.

Population estimates for the state of Florida (as of April 1, 2021) were provided by the Florida Legislature's Office of Economic and Demographic Research. Unless otherwise noted, rates related to population in this report are deaths for every 1,000 residents.

Information concerning autopsy numbers and other workload distribution figures are supplied by each of the 25 medical examiner districts on the Annual Report Workload Data Form. These forms are filed annually with the MEC staff within the Florida Department of Law Enforcement by May 31 of each year.

Deaths included in this report are classified as "Natural" or "Violent." It should be noted that, for the purposes of this report, the term "Violent" includes all non-natural deaths.

Coverage Map

Florida Medical Examiner Districts

District 1

Escambia
Santa Rosa
Okaloosa
Walton

District 2

Franklin
Gadsden
Jefferson
Leon
Liberty
Taylor
Wakulla

District 3 *Covered by

Columbia *4
Dixie *8
Hamilton *4
Lafayette *2
Madison *2
Suwannee *2

District 4

Clay
Duval
Nassau

District 5

Citrus
Hernando
Lake
Marion
Sumter

District 6

Pasco
Pinellas

District 7

Volusia

District 8

Alachua
Baker
Bradford
Gilchrist
Levy
Union

District 9

Orange

District 10

Hardee
Highlands
Polk

District 11

Miami-Dade

District 12

DeSoto
Manatee
Sarasota

District 13

Hillsborough

District 14

Bay
Calhoun
Gulf
Holmes
Jackson
Washington

District 15

Palm Beach

District 16

Monroe

District 17

Broward

District 18

Brevard

District 19

Indian River
Martin
Okeechobee
St. Lucie

District 20

Collier

District 21

Glades
Hendry
Lee

District 22

Charlotte

District 23

Flagler
Putnam
St. Johns

District 24 *Covered by

Seminole *5

District 25 *Covered by

Osceola *9

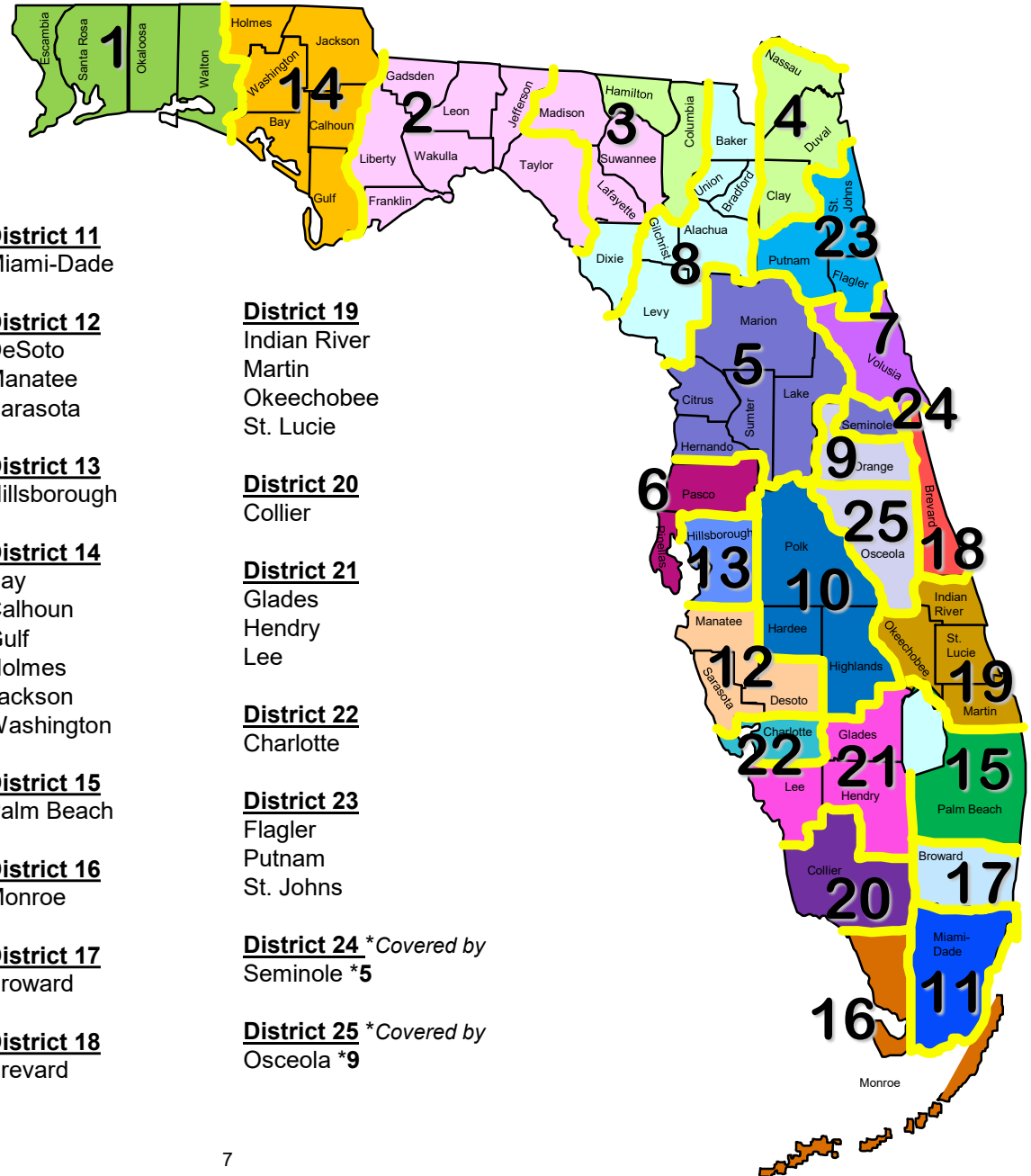


TABLE I
2022 District Demographics and Annual Workload Activity Reports

District	Population	Total District Deaths	Natural	Accident: Motor Vehicle	Accident: Drug Intoxication	Accident: Fall	Accident: Other	Suicide	Homicide	Undetermined	Pending	Total Violent Deaths	Fetal Deaths	Human Archaeological Remains	Non-Human Remains	Total Cremation Approvals (CA)	Total Cases Referred to ME	Total Cases Accepted (incl CA)	Cases Referred Excluding CA	Cases Accepted Excluding CA	Jurisdiction Declined	Infant Deaths: Not Sleep Environment Related	Infant Deaths: Sleep Environment Related	Total Infant Deaths	Total Law Enforcement Involved	Penal Institution (Jail / Prison)	Judicial Executions
1	821,712	9,733	607	134	484	204	107	165	69	30	4	1,197	2	0	1	6,268	8,749	8,072	2,481	1,804	677	10	14	24	11	48	0
2	435,124	4,317	234	95	106	71	47	56	40	12	0	427	0	0	3	2,438	3,618	3,099	1,180	661	519	0	0	0	2	16	0
3	172,842	2,196	130	58	48	30	17	30	21	5	2	211	0	0	0	1,396	1,855	1,737	459	341	118	0	1	1	0	25	0
4	1,354,895	14,888	572	208	701	260	167	252	192	33	5	1,818	8	1	27	10,420	13,365	12,810	2,945	2,390	555	3	17	20	11	66	0
5	1,294,476	19,869	576	270	544	741	111	266	75	38	0	2,045	4	0	5	16,111	20,771	18,732	4,660	2,621	2,039	13	9	22	6	43	0
6	1,565,521	21,030	672	253	939	591	105	290	64	49	0	2,291	3	1	6	17,293	20,377	20,256	3,084	2,963	121	0	8	8	16	28	0
7	572,815	8,246	248	142	335	234	74	100	38	17	0	940	0	0	0	5,234	7,209	6,422	1,975	1,188	787	0	8	8	5	11	0
8	421,445	5,033	263	112	125	156	51	69	29	21	3	566	0	0	0	3,619	4,464	4,448	845	829	16	4	0	4	2	58	0
9	1,481,321	11,820	532	256	463	325	92	161	128	31	0	1,456	1	0	2	8,630	13,476	10,618	4,846	1,988	2,858	4	11	15	11	21	0
10	898,665	10,184	334	202	253	114	64	157	49	2	4	845	2	1	18	7,671	9,817	8,850	2,146	1,179	967	13	21	34	8	11	0
11	2,757,592	23,936	823	368	399	273	140	270	258	40	56	1,804	4	0	17	12,357	16,310	14,984	3,953	2,627	1,326	24	8	32	14	70	0
12	908,894	12,182	467	156	276	240	85	187	39	9	4	996	1	0	17	10,058	12,633	11,521	2,575	1,463	1,112	0	6	6	9	1	0
13	1,520,529	13,983	886	269	635	234	215	214	120	34	0	1,721	2	1	23	8,598	13,480	11,205	4,882	2,607	2,275	17	12	29	7	0	0
14	307,320	3,831	217	93	105	42	49	75	20	6	2	392	0	0	0	2,324	3,657	2,933	1,333	609	724	3	1	4	3	37	0
15	1,518,152	17,184	523	257	517	555	178	243	103	47	0	1,900	1	0	6	9,463	13,711	11,886	4,248	2,423	1,825	7	8	15	10	1	0
16	83,961	590	52	9	36	5	48	20	4	3	0	125	0	2	4	539	731	716	192	177	15	0	0	0	1	1	0
17	1,969,099	16,866	777	328	739	356	128	229	142	93	10	2,025	3	0	9	10,197	14,730	12,999	4,533	2,802	1,731	5	14	19	17	7	0
18	627,544	8,480	193	99	157	102	43	106	42	25	415	989	3	0	3	5,704	7,596	6,886	1,892	1,182	710	3	2	5	5	0	0
19	717,117	9,300	302	131	204	245	62	146	47	23	0	858	3	1	8	7,645	9,859	8,805	2,214	1,160	1,054	0	0	0	10	11	0
20	390,912	4,501	233	41	121	263	22	51	7	13	5	523	0	0	0	4,017	5,504	4,773	1,487	756	731	3	1	4	0	0	0
21	855,084	9,486	568	145	325	257	261	178	43	19	1	1,229	0	0	12	7,771	11,322	9,568	3,551	1,797	1,754	10	6	16	9	14	0
22	196,742	3,087	106	24	51	31	12	46	4	4	0	172	0	0	0	2,642	3,486	2,920	844	278	566	0	0	0	0	3	0
23	495,370	4,712	129	76	94	42	26	72	12	6	1	329	0	2	2	3,713	4,303	4,171	590	458	132	1	2	3	1	2	0
24	484,054	3,865	111	63	114	129	25	65	23	13	0	432	0	0	0	2,766	3,821	3,309	1,055	543	512	3	2	5	0	4	0
25	424,946	3,276	210	81	142	56	24	42	19	9	0	373	1	0	0	2,298	3,714	2,881	1,416	583	833	2	4	6	1	2	0
State	22,276,132	242,595	9,765	3,870	7,913	5,556	2,153	3,490	1,588	582	512	25,664	38	9	163	169,172	228,558	204,601	59,386	35,429	23,957	125	155	280	159	480	0

TABLE Ia 2022 Annual Workload Activity Reports For Infant Deaths										
District	Not Sleep Environment Related					Sleep Environment Related				
	Specified Natural Disease	Homicide	Accident	Undetermined	Total	Accidental asphyxia, sleep surface sharing	Accidental asphyxia, not sleep surface sharing	SIDS	Undetermined	Total
1	5	0	5	0	10	9	3	0	2	14
2	0	0	0	0	0	0	0	0	0	0
3	0	0	0	0	0	1	0	0	0	1
4	0	0	3	0	3	12	1	3	1	17
5	1	2	5	5	13	7	0	0	2	9
6	0	0	0	0	0	4	2	0	2	8
7	0	0	0	0	0	8	0	0	0	8
8	0	0	0	4	4	0	0	0	0	0
9	2	0	2	0	4	2	0	0	9	11
10	6	1	5	1	13	9	11	1	0	21
11	10	0	6	8	24	4	2	2	0	8
12	0	0	0	0	0	3	2	0	1	6
13	3	3	9	2	17	9	0	0	3	12
14	1	0	2	0	3	1	0	0	0	1
15	4	3	0	0	7	6	2	0	0	8
16	0	0	0	0	0	0	0	0	0	0
17	1	1	1	2	5	1	1	0	12	14
18	0	0	1	2	3	0	1	0	1	2
19	0	0	0	0	0	0	0	0	0	0
20	1	0	1	1	3	0	0	0	1	1
21	4	0	3	3	10	1	3	2	0	6
22	0	0	0	0	0	0	0	0	0	0
23	1	0	0	0	1	0	0	0	2	2
24	0	0	2	1	3	0	1	0	1	2
25	1	0	1	0	2	0	0	0	4	4
State	40	10	46	29	125	77	29	8	41	155

TABLE Ib 2022 Annual Workload Activity Reports For Law Enforcement Involved Deaths						
District	Law Enforcement Involved (Homicides, not including Judicial Execution)	Law Enforcement Involved (Accidents)	Law Enforcement Involved (Undetermined)	Law Enforcement Involved (Suicides)	Law Enforcement Involved (Natural)	Total
1	6	2	0	2	1	11
2	1	0	0	0	1	2
3	0	0	0	0	0	0
4	6	5	0	0	0	11
5	3	0	1	2	0	6
6	6	4	0	5	1	16
7	2	1	0	2	0	5
8	0	0	1	1	0	2
9	4	4	0	3	0	11
10	4	1	0	2	1	8
11	9	4	0	1	0	14
12	3	3	0	0	3	9
13	3	1	0	3	0	7
14	1	1	0	1	0	3
15	2	3	0	3	2	10
16	1	0	0	0	0	1
17	6	8	1	2	0	17
18	1	0	0	0	4	5
19	1	2	2	5	0	10
20	0	0	0	0	0	0
21	4	2	1	1	1	9
22	0	0	0	0	0	0
23	1	0	0	0	0	1
24	0	0	0	0	0	0
25	0	1	0	0	0	1
State	64	42	6	33	14	159

**TABLE Ia1
2022 Workload by Depth of Examination (Infant Deaths)**

District	Not Sleep Environment Related																			
	Specified Natural Disease				Homicide				Accident				Undetermined				Totals for Year			
	Autopsied	Body Inspected	Case Investigated Only	Total	Autopsied	Body Inspected	Case Investigated Only	Total	Autopsied	Body Inspected	Case Investigated Only	Total	Autopsied	Body Inspected	Case Investigated Only	Total	Autopsied	Body Inspected	Case Investigated Only	Total
1	5	0	0	5	0	0	0	0	5	0	0	5	0	0	0	0	10	0	0	10
2	0	0	0	0	0	0	0	0	0	0	0	0	0	0	0	0	0	0	0	0
3	0	0	0	0	0	0	0	0	0	0	0	0	0	0	0	0	0	0	0	0
4	0	0	0	0	0	0	0	0	3	0	0	3	0	0	0	0	3	0	0	3
5	1	0	0	1	2	0	0	2	5	0	0	5	5	0	0	5	13	0	0	13
6	0	0	0	0	0	0	0	0	0	0	0	0	0	0	0	0	0	0	0	0
7	0	0	0	0	0	0	0	0	0	0	0	0	0	0	0	0	0	0	0	0
8	0	0	0	0	0	0	0	0	0	0	0	0	4	0	0	4	4	0	0	4
9	2	0	0	2	0	0	0	0	0	2	0	2	0	0	0	0	2	2	0	4
10	6	0	0	6	1	0	0	1	5	0	0	5	1	0	0	1	13	0	0	13
11	10	0	0	10	0	0	0	0	5	1	0	6	8	0	0	8	23	1	0	24
12	0	0	0	0	0	0	0	0	0	0	0	0	0	0	0	0	0	0	0	0
13	2	1	0	3	3	0	0	3	9	0	0	9	2	0	0	2	16	1	0	17
14	1	0	0	1	0	0	0	0	2	0	0	2	0	0	0	0	3	0	0	3
15	4	0	0	4	3	0	0	3	0	0	0	0	0	0	0	0	7	0	0	7
16	0	0	0	0	0	0	0	0	0	0	0	0	0	0	0	0	0	0	0	0
17	1	0	0	1	1	0	0	1	1	0	0	1	2	0	0	2	5	0	0	5
18	0	0	0	0	0	0	0	0	1	0	0	1	2	0	0	2	3	0	0	3
19	0	0	0	0	0	0	0	0	0	0	0	0	0	0	0	0	0	0	0	0
20	1	0	0	1	0	0	0	0	1	0	0	1	1	0	0	1	3	0	0	3
21	4	0	0	4	0	0	0	0	3	0	0	3	3	0	0	3	10	0	0	10
22	0	0	0	0	0	0	0	0	0	0	0	0	0	0	0	0	0	0	0	0
23	1	0	0	1	0	0	0	0	0	0	0	0	0	0	0	0	1	0	0	1
24	0	0	0	0	0	0	0	0	2	0	0	2	1	0	0	1	3	0	0	3
25	1	0	0	1	0	0	0	0	0	1	0	1	0	0	0	0	1	1	0	2
State	39	1	0	40	10	0	0	10	42	4	0	46	29	0	0	29	120	5	0	125

**TABLE Ia1 Cont.
2022 Workload by Depth of Examination (Infant Deaths)**

District	Sleep Environment Related																			
	Accidental asphyxia, sleep surface sharing				Accidental asphyxia, not sleep surface sharing				SIDS				Undetermined				Totals for Year			
	Autopsied	Body Inspected	Case Investigated Only	Total	Autopsied	Body Inspected	Case Investigated Only	Total	Autopsied	Body Inspected	Case Investigated Only	Total	Autopsied	Body Inspected	Case Investigated Only	Total	Autopsied	Body Inspected	Case Investigated Only	Total
1	9	0	0	9	3	0	0	3	0	0	0	0	2	0	0	2	14	0	0	14
2	0	0	0	0	0	0	0	0	0	0	0	0	0	0	0	0	0	0	0	0
3	1	0	0	1	0	0	0	0	0	0	0	0	0	0	0	0	1	0	0	1
4	12	0	0	12	1	0	0	1	3	0	0	3	1	0	0	1	17	0	0	17
5	7	0	0	7	0	0	0	0	0	0	0	0	2	0	0	2	9	0	0	9
6	4	0	0	4	2	0	0	2	0	0	0	0	2	0	0	2	8	0	0	8
7	8	0	0	8	0	0	0	0	0	0	0	0	0	0	0	0	8	0	0	8
8	0	0	0	0	0	0	0	0	0	0	0	0	0	0	0	0	0	0	0	0
9	2	0	0	2	0	0	0	0	0	0	0	0	9	0	0	9	11	0	0	11
10	9	0	0	9	11	0	0	11	1	0	0	1	0	0	0	0	21	0	0	21
11	4	0	0	4	2	0	0	2	2	0	0	2	0	0	0	0	8	0	0	8
12	3	0	0	3	2	0	0	2	0	0	0	0	1	0	0	1	6	0	0	6
13	9	0	0	9	0	0	0	0	0	0	0	0	3	0	0	3	12	0	0	12
14	1	0	0	1	0	0	0	0	0	0	0	0	0	0	0	0	1	0	0	1
15	6	0	0	6	2	0	0	2	0	0	0	0	0	0	0	0	8	0	0	8
16	0	0	0	0	0	0	0	0	0	0	0	0	0	0	0	0	0	0	0	0
17	1	0	0	1	1	0	0	1	0	0	0	0	12	0	0	12	14	0	0	14
18	0	0	0	0	1	0	0	1	0	0	0	0	1	0	0	1	2	0	0	2
19	0	0	0	0	0	0	0	0	0	0	0	0	0	0	0	0	0	0	0	0
20	0	0	0	0	0	0	0	0	0	0	0	0	1	0	0	1	1	0	0	1
21	1	0	0	1	3	0	0	3	2	0	0	2	0	0	0	0	6	0	0	6
22	0	0	0	0	0	0	0	0	0	0	0	0	0	0	0	0	0	0	0	0
23	0	0	0	0	0	0	0	0	0	0	0	0	2	0	0	2	2	0	0	2
24	0	0	0	0	1	0	0	1	0	0	0	0	1	0	0	1	2	0	0	2
25	0	0	0	0	0	0	0	0	0	0	0	0	4	0	0	4	4	0	0	4
State	77	0	0	77	29	0	0	29	8	0	0	8	41	0	0	41	155	0	0	155

TABLE Ib1
2022 Workload by Depth of Examination (Law Enforcement Involved Deaths)

District	Homicides				Accidents				Undetermined				Suicides				Natural				Totals for Year			
	Autopsied	Body Inspected	Case Investigated Only	Total	Autopsied	Body Inspected	Case Investigated Only	Total	Autopsied	Body Inspected	Case Investigated Only	Total	Autopsied	Body Inspected	Case Investigated Only	Total	Autopsied	Body Inspected	Case Investigated Only	Total	Autopsied	Body Inspected	Case Investigated Only	Total
1	6	0	0	6	2	0	0	2	0	0	0	0	2	0	0	2	1	0	0	1	11	0	0	11
2	1	0	0	1	0	0	0	0	0	0	0	0	0	0	0	0	1	0	0	1	2	0	0	2
3	0	0	0	0	0	0	0	0	0	0	0	0	0	0	0	0	0	0	0	0	0	0	0	0
4	6	0	0	6	4	0	1	5	0	0	0	0	0	0	0	0	0	0	0	0	10	0	1	11
5	3	0	0	3	0	0	0	0	1	0	0	1	2	0	0	2	0	0	0	0	6	0	0	6
6	6	0	0	6	4	0	0	4	0	0	0	0	5	0	0	5	0	1	0	1	15	1	0	16
7	2	0	0	2	1	0	0	1	0	0	0	0	2	0	0	2	0	0	0	0	5	0	0	5
8	0	0	0	0	0	0	0	0	0	1	0	1	1	0	0	1	0	0	0	0	1	1	0	2
9	4	0	0	4	2	2	0	4	0	0	0	0	3	0	0	3	0	0	0	0	9	2	0	11
10	4	0	0	4	1	0	0	1	0	0	0	0	2	0	0	2	1	0	0	1	8	0	0	8
11	9	0	0	9	4	0	0	4	0	0	0	0	1	0	0	1	0	0	0	0	14	0	0	14
12	3	0	0	3	3	0	0	3	0	0	0	0	0	0	0	0	2	1	0	3	8	1	0	9
13	3	0	0	3	1	0	0	1	0	0	0	0	3	0	0	3	0	0	0	0	7	0	0	7
14	1	0	0	1	0	1	0	1	0	0	0	0	1	0	0	1	0	0	0	0	2	1	0	3
15	2	0	0	2	3	0	0	3	0	0	0	0	3	0	0	3	1	1	0	2	9	1	0	10
16	1	0	0	1	0	0	0	0	0	0	0	0	0	0	0	0	0	0	0	0	1	0	0	1
17	6	0	0	6	7	1	0	8	1	0	0	1	2	0	0	2	0	0	0	0	16	1	0	17
18	1	0	0	1	0	0	0	0	0	0	0	0	0	0	0	0	4	0	0	4	5	0	0	5
19	1	0	0	1	2	0	0	2	2	0	0	2	5	0	0	5	0	0	0	0	10	0	0	10
20	0	0	0	0	0	0	0	0	0	0	0	0	0	0	0	0	0	0	0	0	0	0	0	0
21	4	0	0	4	2	0	0	2	1	0	0	1	1	0	0	1	0	1	0	1	8	1	0	9
22	0	0	0	0	0	0	0	0	0	0	0	0	0	0	0	0	0	0	0	0	0	0	0	0
23	1	0	0	1	0	0	0	0	0	0	0	0	0	0	0	0	0	0	0	0	1	0	0	1
24	0	0	0	0	0	0	0	0	0	0	0	0	0	0	0	0	0	0	0	0	0	0	0	0
25	0	0	0	0	1	0	0	1	0	0	0	0	0	0	0	0	0	0	0	0	1	0	0	1
State	64	0	0	64	37	4	1	42	5	1	0	6	33	0	0	33	10	4	0	14	149	9	1	159

Note: *Case Investigated Only* means the body was not viewed by a medical examiner (ME), although the case was investigated and certified by an ME.

TABLE Ic
2022 Workload by Depth of Examination

District	Natural				Acc: Motor Vehicle				Acc: Drug Intoxication				Acc: Fall				Acc: Other			
	Autopsied	Body Inspected	Case Investigated Only	Total	Autopsied	Body Inspected	Case Investigated Only	Total	Autopsied	Body Inspected	Case Investigated Only	Total	Autopsied	Body Inspected	Case Investigated Only	Total	Autopsied	Body Inspected	Case Investigated Only	Total
1	242	162	203	607	50	57	27	134	373	84	27	484	15	5	184	204	71	10	26	107
2	80	77	77	234	70	10	15	95	77	23	6	106	8	2	61	71	27	5	15	47
3	74	39	17	130	57	0	1	58	45	3	0	48	1	2	27	30	14	0	3	17
4	392	113	67	572	158	9	41	208	634	26	41	701	15	19	226	260	128	12	27	167
5	248	51	277	576	140	69	61	270	440	78	26	544	32	5	704	741	68	4	39	111
6	323	338	11	672	181	60	12	253	866	73	0	939	25	16	550	591	75	14	16	105
7	123	113	12	248	47	77	18	142	301	31	3	335	5	4	225	234	48	11	15	74
8	176	86	1	263	86	21	5	112	116	9	0	125	13	99	44	156	37	11	3	51
9	248	278	6	532	165	84	7	256	415	41	7	463	21	228	76	325	50	35	7	92
10	204	73	57	334	160	8	34	202	223	9	21	253	7	8	99	114	56	2	6	64
11	407	372	44	823	269	99	0	368	366	27	6	399	34	76	163	273	106	30	4	140
12	209	196	62	467	116	27	13	156	276	0	0	276	10	13	217	240	49	9	27	85
13	287	571	28	886	218	46	5	269	464	160	11	635	16	23	195	234	51	34	130	215
14	79	107	31	217	20	66	7	93	93	11	1	105	3	4	35	42	30	18	1	49
15	332	153	38	523	120	134	3	257	484	32	1	517	27	9	519	555	128	36	14	178
16	29	23	0	52	8	0	1	9	36	0	0	36	2	0	3	5	48	0	0	48
17	437	329	11	777	104	220	4	328	683	55	1	739	39	153	164	356	87	41	0	128
18	133	60	0	193	76	23	0	99	138	19	0	157	20	82	0	102	35	8	0	43
19	180	120	2	302	100	14	17	131	183	15	6	204	10	2	233	245	41	5	16	62
20	115	104	14	233	35	3	3	41	121	0	0	121	9	15	239	263	18	2	2	22
21	180	346	42	568	115	30	0	145	299	26	0	325	18	55	184	257	116	80	65	261
22	36	63	7	106	24	0	0	24	45	4	2	51	6	5	20	31	12	0	0	12
23	34	89	6	129	69	6	1	76	84	6	4	94	3	4	35	42	19	4	3	26
24	68	13	30	111	22	15	26	63	93	15	6	114	5	8	116	129	13	2	10	25
25	101	108	1	210	58	20	3	81	129	11	2	142	4	31	21	56	15	6	3	24
State	4,737	3,984	1,044	9,765	2,468	1,098	304	3,870	6,984	758	171	7,913	348	868	4,340	5,556	1,342	379	432	2,153

Note: Case Investigated Only means the body was not viewed by a medical examiner (ME), although the case was investigated and certified by an ME.

TABLE Ic Cont.
2022 Workload by Depth of Examination

District	Suicide				Homicide				Undetermined				Pending				Totals for Year			
	Autopsied	Body Inspected	Case Investigated Only	Total	Autopsied	Body Inspected	Case Investigated Only	Total	Autopsied	Body Inspected	Case Investigated Only	Total	Autopsied	Body Inspected	Case Investigated Only	Total	Autopsied	Body Inspected	Case Investigated Only	Total
1	77	87	1	165	68	0	1	69	26	3	1	30	4	0	0	4	926	408	470	1,804
2	53	3	0	56	40	0	0	40	10	1	1	12	0	0	0	0	365	121	175	661
3	30	0	0	30	21	0	0	21	5	0	0	5	2	0	0	2	249	44	48	341
4	244	4	4	252	191	1	0	192	28	4	1	33	4	1	0	5	1,794	189	407	2,390
5	156	107	3	266	75	0	0	75	28	0	10	38	0	0	0	0	1,187	314	1,120	2,621
6	279	10	1	290	64	0	0	64	47	1	1	49	0	0	0	0	1,860	512	591	2,963
7	92	8	0	100	38	0	0	38	16	1	0	17	0	0	0	0	670	245	273	1,188
8	66	3	0	69	29	0	0	29	17	3	1	21	3	0	0	3	543	232	54	829
9	150	9	2	161	128	0	0	128	23	8	0	31	0	0	0	0	1,200	683	105	1,988
10	149	2	6	157	48	1	0	49	2	0	0	2	4	0	0	4	853	103	223	1,179
11	215	54	1	270	257	1	0	258	40	0	0	40	55	1	0	56	1,749	660	218	2,627
12	185	2	0	187	38	0	1	39	9	0	0	9	4	0	0	4	896	247	320	1,463
13	201	12	1	214	120	0	0	120	33	1	0	34	0	0	0	0	1,390	847	370	2,607
14	73	1	1	75	20	0	0	20	5	1	0	6	2	0	0	2	325	208	76	609
15	117	125	1	243	100	2	1	103	41	6	0	47	0	0	0	0	1,349	497	577	2,423
16	19	1	0	20	4	0	0	4	3	0	0	3	0	0	0	0	149	24	4	177
17	89	140	0	229	141	1	0	142	77	15	1	93	7	1	2	10	1,664	955	183	2,802
18	78	28	0	106	42	0	0	42	24	1	0	25	347	68	0	415	893	289	0	1,182
19	136	8	2	146	47	0	0	47	21	2	0	23	0	0	0	0	718	166	276	1,160
20	51	0	0	51	7	0	0	7	13	0	0	13	5	0	0	5	374	124	258	756
21	140	38	0	178	43	0	0	43	17	2	0	19	1	0	0	1	929	577	291	1,797
22	45	0	1	46	4	0	0	4	3	1	0	4	0	0	0	0	175	73	30	278
23	71	1	0	72	12	0	0	12	5	1	0	6	1	0	0	1	298	111	49	458
24	33	31	1	65	23	0	0	23	11	0	2	13	0	0	0	0	268	84	191	543
25	41	1	0	42	19	0	0	19	8	1	0	9	0	0	0	0	375	178	30	583
State	2,790	675	25	3,490	1,579	6	3	1,588	512	52	18	582	439	71	2	512	21,199	7,891	6,339	35,429

TABLE II 2022 Cases Accepted by Medical Examiners Related to District Population					
Rank	District	Autopsies and Other Investigations	Rank	District	Cremation Approvals
1	1	2.195	1	22	13.429
2	16	2.108	2	5	12.446
3	21	2.102	3	12	11.066
4	7	2.074	4	6	11.046
5	5	2.025	5	19	10.661
6	14	1.982	6	20	10.276
7	3	1.973	7	7	9.137
8	8	1.967	8	18	9.089
9	20	1.934	9	21	9.088
10	6	1.893	10	8	8.587
11	18	1.884	11	10	8.536
12	4	1.764	12	3	8.077
13	13	1.715	13	4	7.691
14	19	1.618	14	1	7.628
15	12	1.610	15	14	7.562
16	15	1.596	16	23	7.495
17	2	1.519	17	16	6.420
18	17	1.423	18	15	6.233
19	22	1.413	19	9	5.826
20	25	1.372	20	24	5.714
21	9	1.342	21	13	5.655
22	10	1.312	22	2	5.603
23	24	1.122	23	25	5.408
24	11	0.953	24	17	5.179
25	23	0.925	25	11	4.481

TABLE III 2022 Autopsies Related to Total Deaths, Population, and Violent Deaths								
Rank	District	Autopsies/ Total Deaths	Rank	District	Autopsies/ Population	Rank	District	Autopsies/ Violent Deaths
1	16	0.253	1	16	1.775	1	16	1.192
2	4	0.120	2	3	1.441	2	3	1.180
3	25	0.114	3	18	1.423	3	22	1.017
4	3	0.113	4	4	1.324	4	10	1.009
5	8	0.108	5	8	1.288	5	25	1.005
6	18	0.105	6	6	1.188	6	4	0.987
7	9	0.102	7	7	1.170	7	11	0.970
8	13	0.099	8	1	1.127	8	8	0.959
9	17	0.099	9	21	1.086	9	23	0.906
10	21	0.098	10	14	1.058	10	18	0.903
11	1	0.095	11	19	1.001	11	12	0.900
12	6	0.088	12	12	0.986	12	2	0.855
13	14	0.085	13	20	0.957	13	19	0.837
14	2	0.085	14	10	0.949	14	14	0.829
15	10	0.084	15	5	0.917	15	9	0.824
16	20	0.083	16	13	0.914	16	17	0.822
17	7	0.081	17	22	0.889	17	6	0.812
18	15	0.079	18	15	0.889	18	13	0.808
19	19	0.077	19	25	0.882	19	1	0.774
20	12	0.074	20	17	0.845	20	21	0.756
21	11	0.073	21	2	0.839	21	20	0.715
22	24	0.069	22	9	0.810	22	7	0.713
23	23	0.063	23	11	0.634	23	15	0.710
24	5	0.060	24	23	0.602	24	24	0.620
25	22	0.057	25	24	0.554	25	5	0.580

TABLE IV
2022 Percent of Medical Examiner Cases Autopsied

District	Natural	Accident: Motor Vehicle	Accident: Drug Intoxication	Accident: Fall	Accident: Other	Suicide	Homicide	Undetermined
1	39.9%	37.3%	77.1%	7.4%	66.4%	46.7%	98.6%	86.7%
2	34.2%	73.7%	72.6%	11.3%	57.4%	94.6%	100.0%	83.3%
3	56.9%	98.3%	93.8%	3.3%	82.4%	100.0%	100.0%	100.0%
4	68.5%	76.0%	90.4%	5.8%	76.6%	96.8%	99.5%	84.8%
5	43.1%	51.9%	80.9%	4.3%	61.3%	58.6%	100.0%	73.7%
6	48.1%	71.5%	92.2%	4.2%	71.4%	96.2%	100.0%	95.9%
7	49.6%	33.1%	89.9%	2.1%	64.9%	92.0%	100.0%	94.1%
8	66.9%	76.8%	92.8%	8.3%	72.5%	95.7%	100.0%	81.0%
9	46.6%	64.5%	89.6%	6.5%	54.3%	93.2%	100.0%	74.2%
10	61.1%	79.2%	88.1%	6.1%	87.5%	94.9%	98.0%	100.0%
11	49.5%	73.1%	91.7%	12.5%	75.7%	79.6%	99.6%	100.0%
12	44.8%	74.4%	100.0%	4.2%	57.6%	98.9%	97.4%	100.0%
13	32.4%	81.0%	73.1%	6.8%	23.7%	93.9%	100.0%	97.1%
14	36.4%	21.5%	88.6%	7.1%	61.2%	97.3%	100.0%	83.3%
15	63.5%	46.7%	93.6%	4.9%	71.9%	48.1%	97.1%	87.2%
16	55.8%	88.9%	100.0%	40.0%	100.0%	95.0%	100.0%	100.0%
17	56.2%	31.7%	92.4%	11.0%	68.0%	38.9%	99.3%	82.8%
18	68.9%	76.8%	87.9%	19.6%	81.4%	73.6%	100.0%	96.0%
19	59.6%	76.3%	89.7%	4.1%	66.1%	93.2%	100.0%	91.3%
20	49.4%	85.4%	100.0%	3.4%	81.8%	100.0%	100.0%	100.0%
21	31.7%	79.3%	92.0%	7.0%	44.4%	78.7%	100.0%	89.5%
22	34.0%	100.0%	88.2%	19.4%	100.0%	97.8%	100.0%	75.0%
23	26.4%	90.8%	89.4%	7.1%	73.1%	98.6%	100.0%	83.3%
24	61.3%	34.9%	81.6%	3.9%	52.0%	50.8%	100.0%	84.6%
25	48.1%	71.6%	90.8%	7.1%	62.5%	97.6%	100.0%	88.9%
State	48.5%	63.8%	88.3%	6.3%	62.3%	79.9%	99.4%	88.0%

TABLE V
2022 Ranking of Violent Death Rates
(Per 1000 Population)

Ranking	Dist	Mot Veh Acc/ Population	Dist	Drug Intox Acc/ Population	Dist	Fall Acc/ Population	Dist	Other Acc/ Population	Dist	Homicides/ Population	Dist	Suicides/ Population	Dist	Total Violent/ Population
1	3	0.336	6	0.600	20	0.673	16	0.572	4	0.142	14	0.244	7	1.641
2	14	0.303	1	0.589	5	0.572	21	0.305	3	0.121	16	0.238	5	1.580
3	8	0.266	7	0.585	7	0.409	14	0.159	11	0.094	22	0.234	18	1.576
4	7	0.248	4	0.517	6	0.378	13	0.141	2	0.092	21	0.208	16	1.489
5	10	0.225	16	0.429	8	0.370	1	0.130	9	0.086	12	0.206	6	1.463
6	2	0.218	5	0.420	15	0.366	7	0.129	1	0.084	5	0.205	1	1.457
7	5	0.209	13	0.418	19	0.342	4	0.123	13	0.079	19	0.204	21	1.437
8	25	0.191	21	0.380	21	0.301	8	0.121	17	0.072	1	0.201	8	1.343
9	19	0.183	17	0.375	24	0.266	15	0.117	8	0.069	4	0.186	4	1.342
10	13	0.177	14	0.342	12	0.264	2	0.108	15	0.068	6	0.185	20	1.338
11	9	0.173	15	0.341	1	0.248	3	0.098	18	0.067	10	0.175	14	1.276
12	12	0.172	25	0.334	9	0.219	12	0.094	7	0.066	7	0.175	15	1.252
13	21	0.170	9	0.313	4	0.192	19	0.086	19	0.066	3	0.174	3	1.221
14	15	0.169	20	0.310	17	0.181	5	0.086	14	0.065	18	0.169	19	1.196
15	17	0.167	12	0.304	3	0.174	10	0.071	5	0.058	8	0.164	13	1.132
16	1	0.163	8	0.297	2	0.163	18	0.069	10	0.055	15	0.160	12	1.096
17	6	0.162	19	0.284	18	0.163	6	0.067	21	0.050	23	0.145	17	1.028
18	18	0.158	10	0.282	22	0.158	17	0.065	16	0.048	13	0.141	9	0.983
19	4	0.154	3	0.278	13	0.154	9	0.062	24	0.048	24	0.134	2	0.981
20	23	0.153	22	0.259	14	0.137	22	0.061	25	0.045	20	0.130	10	0.940
21	11	0.133	18	0.250	25	0.132	25	0.056	12	0.043	2	0.129	24	0.892
22	24	0.130	2	0.244	10	0.127	20	0.056	6	0.041	17	0.116	25	0.878
23	22	0.122	24	0.236	11	0.099	23	0.052	23	0.024	9	0.109	22	0.874
24	16	0.107	23	0.190	23	0.085	24	0.052	22	0.020	25	0.099	23	0.664
25	20	0.105	11	0.145	16	0.060	11	0.051	20	0.018	11	0.098	11	0.654

TABLE VI 2022 Ranking of Districts by Number of Violent Deaths			
Rank	Violent Deaths	District	Geographical Area of Florida with Population Ranking (#)
1	2,291	6	St. Petersburg (#3)
2	2,045	5	Leesburg (#8)
3	2,025	17	Ft. Lauderdale (#2)
4	1,900	15	Palm Beach (#5)
5	1,818	4	Jacksonville (#7)
6	1,804	11	Miami (#1)
7	1,721	13	Tampa (#4)
8	1,456	9	Orlando (#6)
9	1,229	21	Ft. Myers (#11)
10	1,197	1	Pensacola (#12)
11	996	12	Sarasota (#9)
12	989	18	Melbourne (#14)
13	940	7	Daytona Beach (#15)
14	858	19	Ft. Pierce (#13)
15	845	10	Lakeland (#10)
16	566	8	Gainesville (#20)
17	523	20	Naples (#21)
18	432	24	Sanford (#17)
19	427	2	Tallahassee (#18)
20	392	14	Panama City (#22)
21	373	25	Kissimmee (#19)
22	329	23	St. Augustine (#16)
23	211	3	Live Oak (#24)
24	172	22	Port Charlotte (#23)
25	125	16	Florida Keys (#25)
State	25,664		

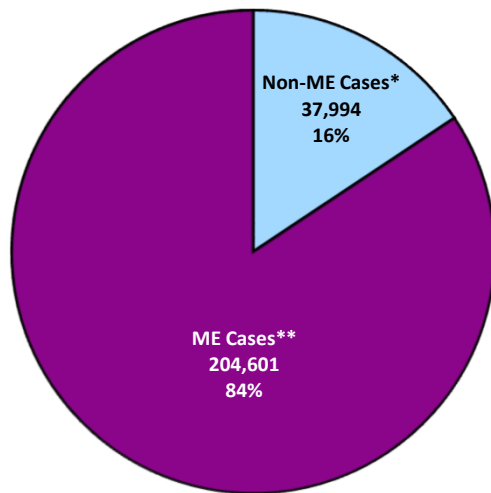
TABLE VII 2022 District Death Rates as Related to Autopsy Rates		
Dist	Deaths/Population	Autopsies/Population
1	1.18%	0.113%
2	0.99%	0.084%
3	1.27%	0.144%
4	1.10%	0.132%
5	1.53%	0.092%
6	1.34%	0.119%
7	1.44%	0.117%
8	1.19%	0.129%
9	0.80%	0.081%
10	1.13%	0.095%
11	0.87%	0.063%
12	1.34%	0.099%
13	0.92%	0.091%
14	1.25%	0.106%
15	1.13%	0.089%
16	0.70%	0.177%
17	0.86%	0.085%
18	1.35%	0.142%
19	1.30%	0.100%
20	1.15%	0.096%
21	1.11%	0.109%
22	1.57%	0.089%
23	0.95%	0.060%
24	0.80%	0.055%
25	0.77%	0.088%
State	1.09%	0.095%

**TABLE VIII
Fifteen Year Comparison of Violent Death Rates**

Dist	2008	2009	2010	2011	2012	2013	2014	2015	2016	2017	2018	2019	2020	2021	2022
1	0.805	0.807	0.765	0.788	0.742	0.711	0.821	0.862	0.858	0.909	0.984	0.986	1.239	1.437	1.457
2	0.625	0.624	0.688	0.708	0.745	0.644	0.576	0.611	0.736	0.791	0.798	0.885	0.865	1.085	0.981
3	0.975	0.975	0.956	1.030	0.815	0.820	0.714	0.956	0.848	0.879	1.025	1.045	1.057	1.303	1.221
4	0.835	0.837	0.739	0.775	0.900	0.874	0.879	0.930	1.224	1.292	1.092	1.188	1.346	1.330	1.342
5	0.690	0.685	0.904	0.937	1.007	0.994	1.024	1.145	1.253	1.291	1.340	1.322	1.556	1.557	1.580
6	0.910	0.914	1.014	0.981	0.933	0.897	0.973	0.987	1.082	1.068	1.109	1.175	1.472	1.510	1.463
7	0.818	0.824	1.019	0.943	0.867	0.853	0.817	0.917	0.984	1.141	1.228	1.206	1.670	1.802	1.641
8	1.151	1.141	1.130	1.167	1.153	1.095	0.979	1.109	1.159	1.231	1.322	1.234	1.286	1.364	1.343
9	0.693	0.697	0.645	0.673	0.656	0.642	0.705	0.730	0.815	0.815	0.873	0.833	0.942	1.051	0.983
10	0.657	0.658	0.701	0.663	0.643	0.697	0.711	0.668	0.778	0.800	0.812	0.863	0.954	1.014	0.940
11	0.607	0.608	0.539	0.534	0.536	0.524	0.562	0.594	0.674	0.608	0.601	0.622	0.624	0.733	0.654
12	0.737	0.741	0.741	0.780	0.804	0.781	0.842	1.083	1.118	1.071	0.956	0.986	1.088	1.212	1.096
13	0.902	0.905	0.902	0.860	0.799	0.777	0.747	0.837	0.877	0.793	0.849	0.792	0.901	1.138	1.132
14	0.920	0.919	0.715	0.775	0.743	0.722	0.888	1.012	1.008	1.027	1.089	1.196	1.225	1.356	1.276
15	0.904	0.910	0.723	0.646	0.687	0.750	0.761	0.939	1.176	1.213	1.068	1.120	1.202	1.252	1.252
16	1.328	1.296	1.272	1.390	1.111	1.167	0.979	1.267	1.183	1.392	1.339	1.155	1.002	1.139	1.489
17	0.677	0.683	0.664	0.622	0.646	0.651	0.668	0.745	0.928	0.939	0.838	0.859	1.037	1.077	1.028
18	0.874	0.875	0.854	0.895	0.920	0.925	0.954	1.008	1.188	1.288	1.256	1.322	1.390	1.537	1.576
19	0.754	0.759	0.809	0.805	0.896	0.938	0.847	0.911	1.054	1.044	1.108	1.031	1.106	1.207	1.196
20	0.874	0.874	0.930	0.877	0.843	0.970	1.025	0.983	1.059	1.105	1.135	1.168	1.161	1.346	1.338
21	0.979	0.991	0.887	0.923	0.865	0.765	0.909	1.067	1.047	1.199	1.123	1.104	1.215	1.260	1.437
22	0.615	0.616	0.575	0.611	0.502	0.507	0.552	0.616	0.722	0.660	0.601	0.721	0.633	0.792	0.874
23	0.645	0.643	0.658	0.609	0.532	0.520	0.589	0.539	0.603	0.691	0.730	0.634	0.836	0.622	0.664
24	0.408	0.411	0.435	0.447	0.376	0.428	0.403	0.479	0.666	0.684	0.733	0.738	0.833	0.957	0.892
25									0.654	0.818	0.780	0.696	0.837	0.940	0.878
State	0.770	0.766	0.772	0.753	0.751	0.744	0.770	0.842	0.949	0.965	0.950	0.962	1.088	1.180	1.152

Note: Prior to 2016, District 9 included Orange & Osceola counties. Both counties enacted Home Rule authority in 2016 and District 9 was split into two districts, with Orange County staying District 9 and Osceola County becoming District 25.

Chart Ia
2022 Medical Examiner Jurisdiction
Total Florida Deaths: 242,595



* Includes 14,230 Cases Reviewed but Jurisdiction Declined
 ** Includes Cases Accepted and Cremation Approvals

Chart Ib
2022 Medical Examiner Workload
Total Deaths Reviewed: 228,558

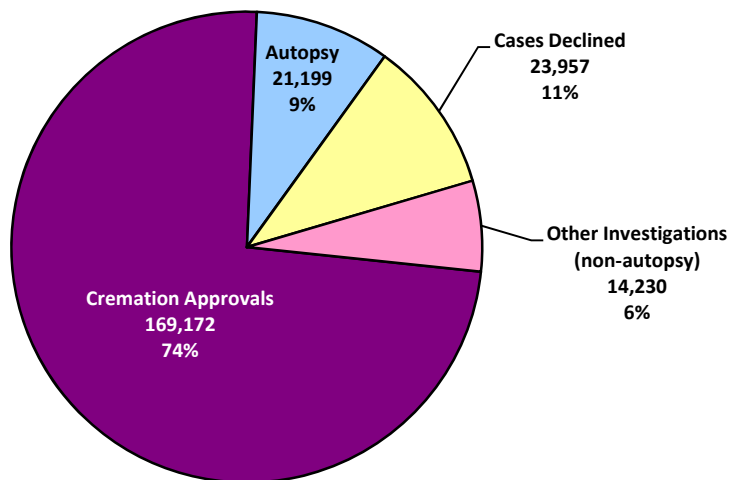


Chart IIa
2022 Violent vs. Non-Violent Deaths
Total Florida Deaths: 242,595

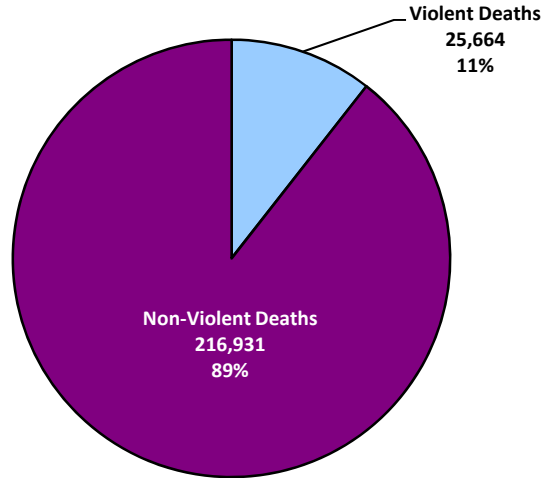


Chart IIb
2022 Violent Death Workload
Total Violent Deaths: 25,644

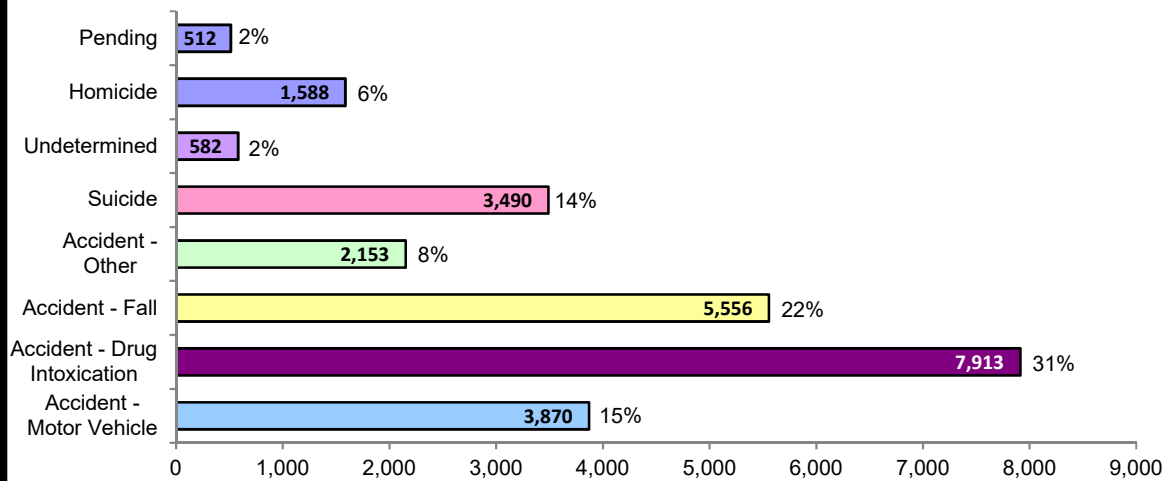


Chart IIIa
2022 Autopsy Workload
Total Florida Deaths: 242,595

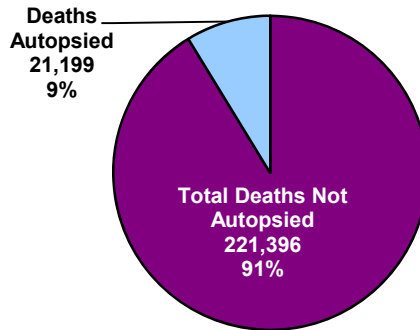
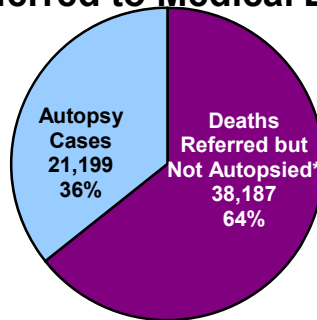


Chart IIIb
2021 Autopsy Workload as Percent of
Deaths Referred to Medical Examiners



Total Deaths Referred: 59,386 (*excludes cremations)

Chart IIIc
2022 Autopsy Workload as
Percent of Deaths Accepted
Total Deaths Accepted: 35,429

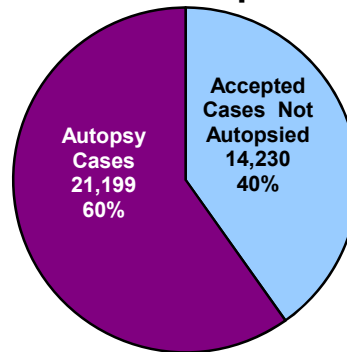


Chart IVa
2022 Workload by Depth of Examinations -
Homicide

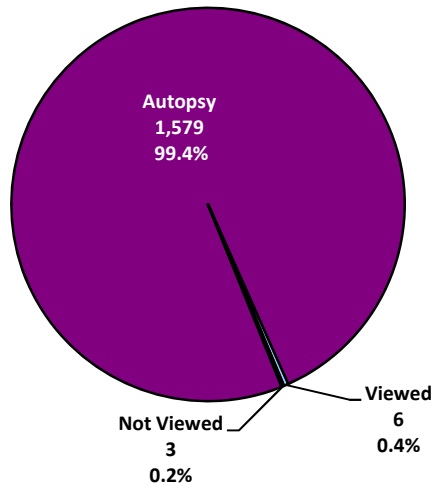


Chart IVb
2022 Workload by Depth of Examinations -
Suicide

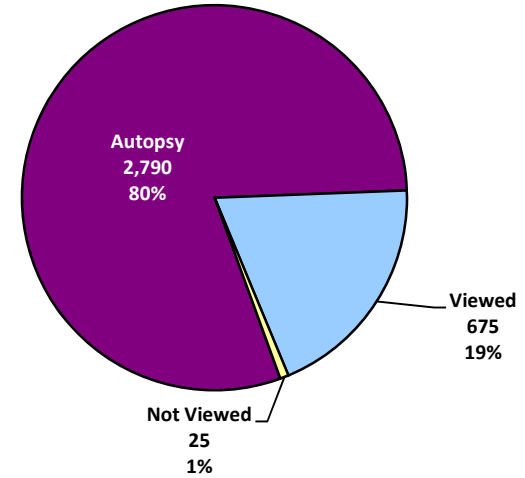


Chart IVc
2022 Workload by Depth of Examinations -
Undetermined

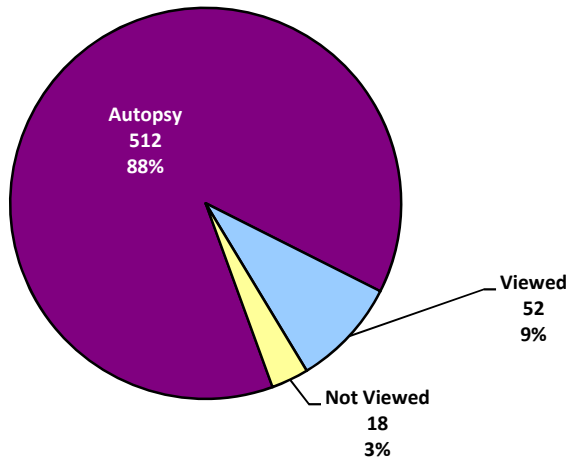
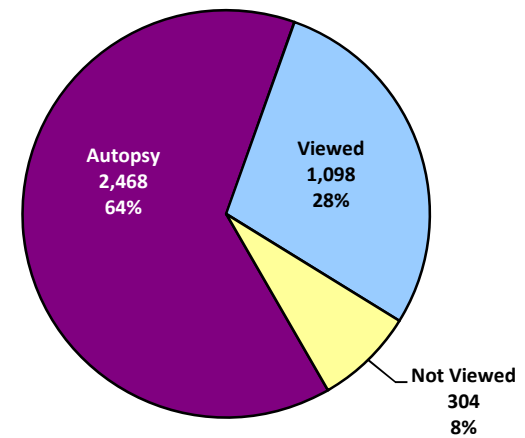


Chart IVd
2022 Workload by Depth of Examinations -
Accident: Motor Vehicle



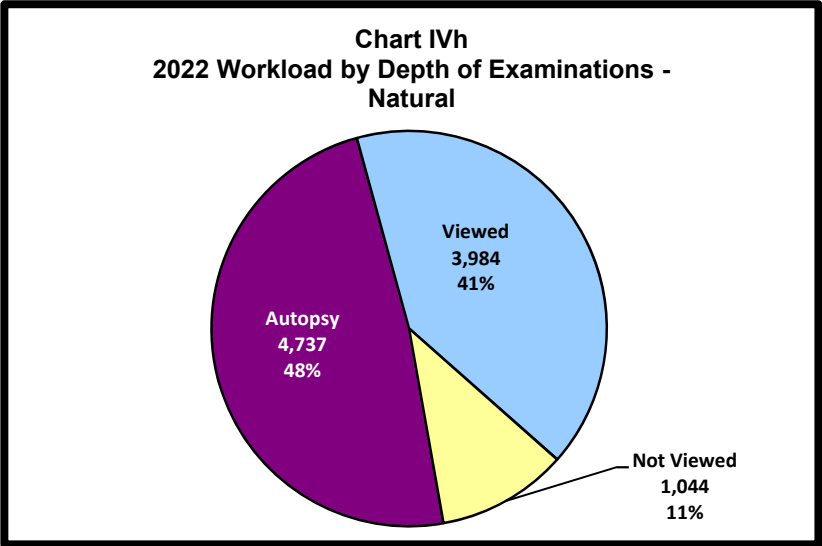
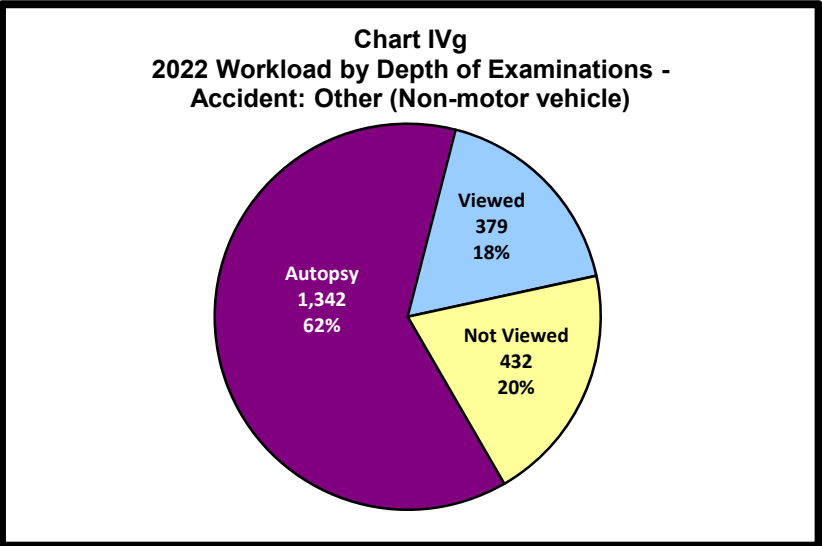
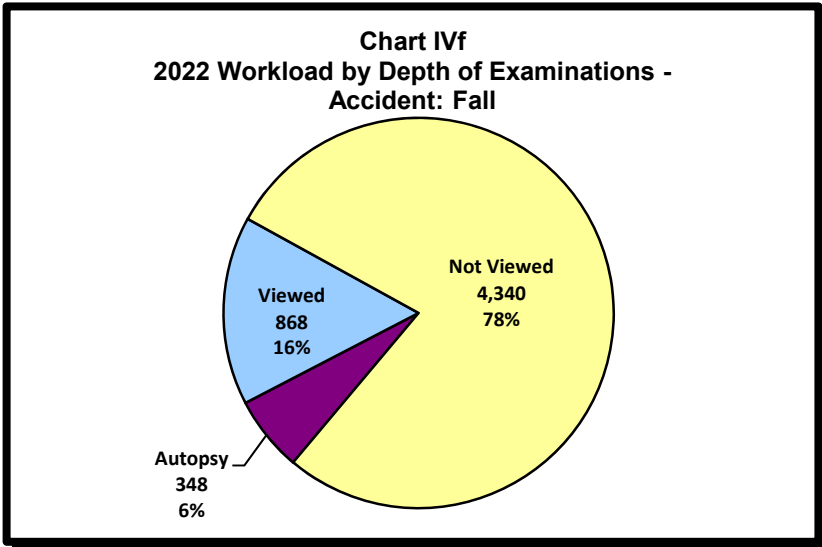
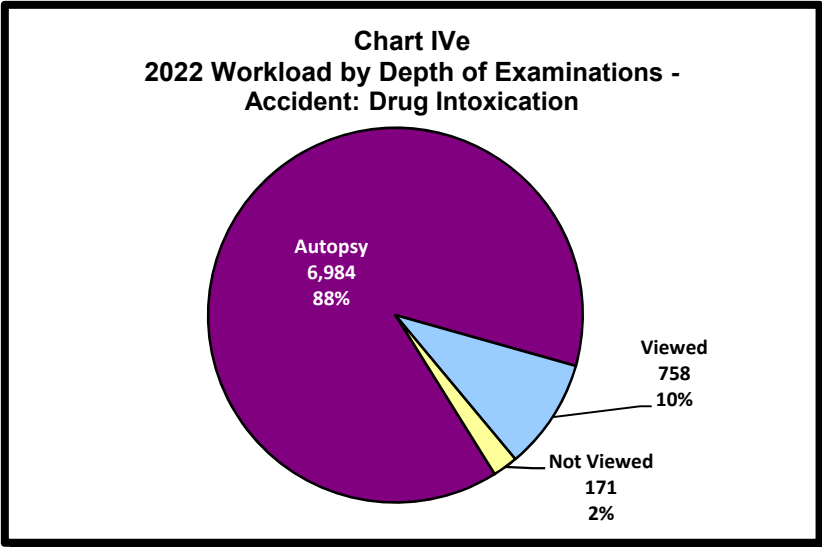
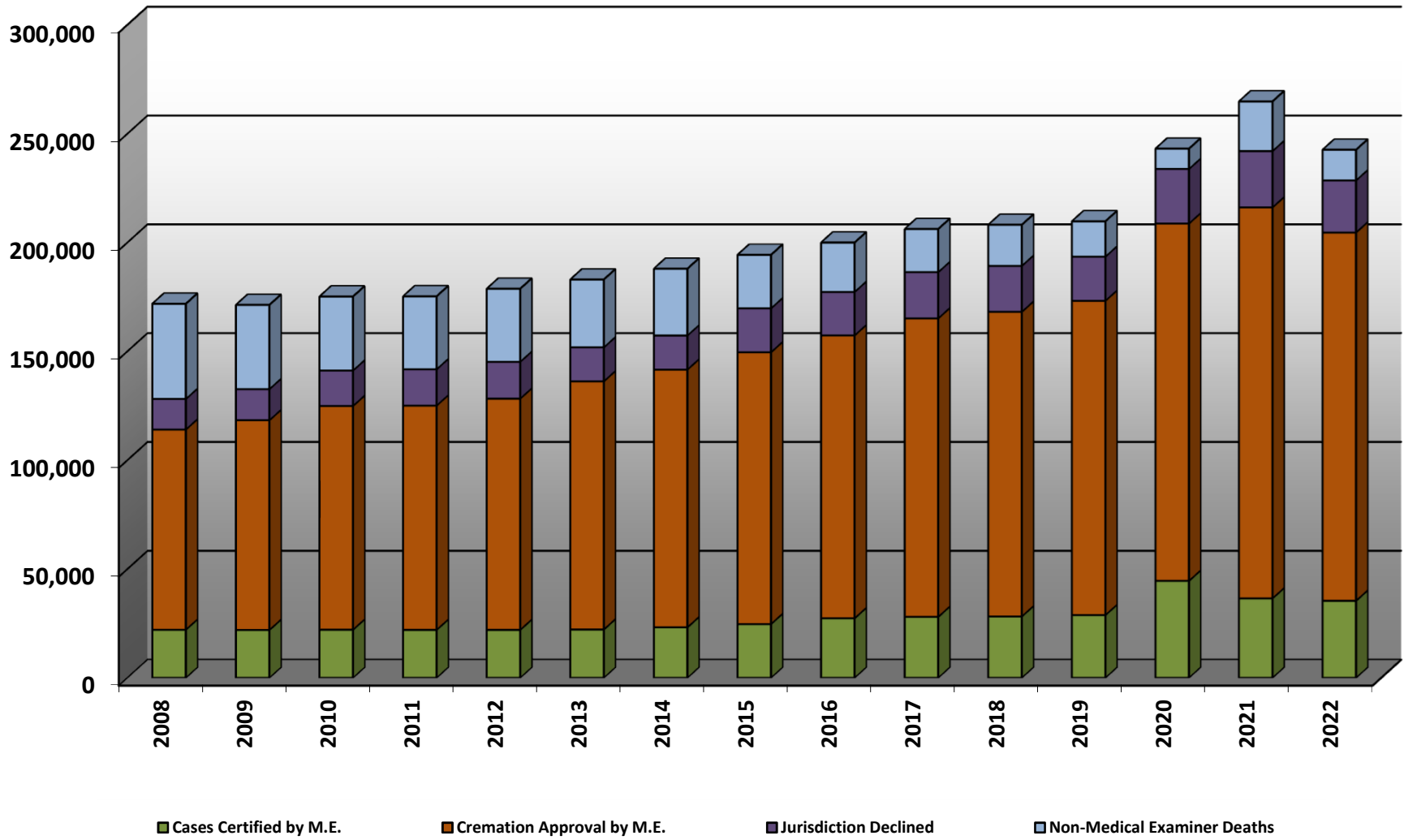


CHART V
Historical Workload
Medical Examiner Cases
2008 - 2022



MEDICAL EXAMINERS COMMISSION

Barbara C. Wolf, M.D.
Chairman

District 5/24 Medical Examiner
809 Pine Street
Leesburg, Florida 34748
(352) 326-5961
email: barbara.wolf@marioncountyfl.org
First Term: 8/7/2015-7/1/2019
Second Term: 2/10/2023 - 6/30/2023

Robin Giddens Sheppard, L.F.D.

Funeral Director/Vice President
Hardage-Giddens Funeral Homes
4801 San Jose Boulevard
Jacksonville, Florida 32207
(904) 737-7171
email: Robin.Sheppard@dignitymemorial.com
First Term: 8/15/2013-7/1/2016
Second Term: 08/29/2018-07/01/2020
Third Term: 2/10/2023 - 6/30/2024

Mr. Kenneth T. Jones

State Registrar
Florida Department of Health
Bureau of Vital Statistics
Post Office Box 210
Jacksonville, Florida 32231
(904) 359-6900 ext. 1001
email: Ken.Jones@flhealth.gov
Term: Not Applicable

Honorable Amira Fox, J.D.

State Attorney
20th Judicial Circuit
PO Box 399
Fort Myers, Florida 33902
(239) 533-1100
email: afox@sao20.org
First Term: 2/10/2023 - 6/30/2023

Joshua Stephany, M.D.

District 9/25 Medical Examiner
2350 East Michigan Street
Orlando, Florida 32806
(407) 836-9400
email: joshua.stephany@ocfl.net
First Term: 2/10/2023 - 6/30/2024

Honorable Charlie Cofer, J.D.

Public Defender, 4th Judicial Circuit
407 N. Laura Street
Jacksonville, Florida 32202
(904) 255-4673
email: ccofer@pd4.coj.net
First Term: 08/29/2018-07/01/2021
Second Term: 2/10/2023 - 6/30/2025

Nick Cox, J.D.

Statewide Prosecutor
Office of the Attorney General
3507 E. Frontage Road, Suite 325
Tampa, Florida 33607
813-287-7960
email: nick.cox@myfloridalegal.com
Term: Not Applicable

Honorable Michael A. Barnett

Palm Beach County Commissioner
301 North Olive Ave. Suite 1201
West Palm Beach, Florida 33401
(561) 355-2203
email: mbarnett@pbcgov.org
First Term: 2/10/2023 - 6/30/2025

Honorable Robert "Bob" Johnson

Sheriff
Santa Rosa County
5755 East Milton Road
Milton, Florida 32583
(850) 983-1100
email: rjohnson@srsos.net
First Term: 2/10/2023 - 6/30/2025

STAFF

Medical Examiners Commission
Florida Department of Law Enforcement
Post Office Box 1489
Tallahassee, Florida 32302
(850) 410-8600

Bureau Chief Brett Kirkland, Ph. D.
(850) 410-8600
brettkirkland@fdle.state.fl.us

Government Analyst II Megan Neel
(850) 410-8664
meganneel@fdle.state.fl.us

Government Analyst II Ashley Williams
(850) 410-8609
ashleywilliams@fdle.state.fl.us

General Counsel James Martin, J.D.
(850) 410-7676
jamesmartin@fdle.state.fl.us

FLORIDA DISTRICT MEDICAL EXAMINERS

District 1

Deanna Oleske, M.D.

Interim Medical Examiner
2114 Airport Blvd. Suite 1450
Pensacola, Florida 32504
Director of Operations Dan Schebler
(850) 332-7300
FAX: (850) 285-0774
e-mail: contactus@d1meo.org

District 2

Jon R. Thogmartin, M.D.

Interim Medical Examiner
560 Leonard Gray Way
Tallahassee, Florida 32304
Operations Manager Tiffany Poston
(850) 606-6600
FAX: (850) 606-6601
e-mail: Info@Dist2ME.org

District 3

Dixie Co.

ME Services Provided by District 3
Lafayette, Madison & Suwannee Co.

ME Services Provided by District 2
Columbia & Hamilton Co.

ME Services Provided by District 4

District 4

B. Robert Pietak, M.D.

Interim Medical Examiner
2100 Jefferson Street
Jacksonville, Florida 32206
Director of Operations Tim Crutchfield
(904) 255-4000
FAX: (904) 630-0964
e-mail: tcrutchfield@coj.net

District 5

Barbara C. Wolf, M.D.

809 Pine Street
Leesburg, Florida 34748
Director of Operations Lindsey Bayer
(352) 326-5961
FAX: (352) 365-6438
e-mail: Lindsey.Bayer@marioncounty.fl.org

District 6

Jon R. Thogmartin, M.D.

10900 Ulmerton Road
Largo, Florida 33778
Chief Investigator Damon Breton
(727) 582-6800
FAX: (727) 582-6820
e-mail: dbreton@co.pinellas.fl.us

District 7 (Home Rule)

James W. Fulcher, M.D.

1360 Indian Lake Road
Daytona Beach, FL 32124-1001
Director of Operations Karla Orozco
(386) 258-4060
FAX: (386) 258-4061
e-mail: korozco@volusia.org

District 8

Thomas M. Coyne, M.D., Ph.D

Medical Examiner
3217 SW 47th Avenue
Gainesville, Florida 32608
Operations Manager Ricardo Camacho
(352) 273-9292
FAX: (352) 273-9288
e-mail: ricardocamacho@ufl.edu

District 9 (Home Rule)

Joshua D. Stephany, M.D.

2350 East Michigan Street
Orlando, Florida 32806
Program Manager Sheri Blanton
(407) 836-9400
FAX: (407) 836-9450
e-mail: Sheri.Blanton@ocfl.net

District 10

Stephen J. Nelson, M.A., M.D., F.C.A.P.

1021 Jim Keene Boulevard
Winter Haven, Florida 33880
Office Manager Sheli Wilson
(863) 298-4600
FAX: (863) 298-5264
e-mail: StephenNelson@polk-county.net

District 11 (Home Rule)

Kenneth Hutchins, M.D.

Medical Examiner
Number One on Bob Hope Road
Miami, Florida 33136-1133
Director of Operations Sandra Boyd
(305) 545-2400
FAX: (305) 545-2412
e-mail: sandra.boyd@miamidade.gov

District 12

Russell S. Vega, M.D.

4510 Fruitville Road
Sarasota, Florida 34232
Director of Operations David Winterhalter
(941) 361-6909
FAX: (941) 361-6914
email: rvega@fldist12me.com

District 13 (Home Rule)

Kelly G. Devers, M.D.

11025 North 46th Street
Tampa, Florida 33617
Manager of Operations Harrison Cowan
(813) 914-4500
FAX: (813) 914-4594
email: DeversK@hillsboroughcounty.org

District 14

Jay Radtke, M.D.

3737 Frankford Avenue
Panama City, Florida 32405
Director of Operations Whit Majors
(850) 747-5740
FAX: (850) 747-5745
e-mail: wmajors@baycountyfl.gov

District 15 (Home Rule)

Catherine R. Miller, M.D.

Medical Examiner
3126 Gun Club Road
West Palm Beach, Florida 33406
Forensic Supervisor Ralph Saccone
(561) 688-4575
FAX: (561) 688-4588
e-mail: rsaccone@pbcgov.org

District 16

Michael Steckbauer, M.D.

Interim Medical Examiner
56639 Overseas Hwy
Marathon, Florida 33050
(305) 743-9011
FAX: (305) 743-9013
e-mail: meo@monroecounty-fl.gov

District 17 (Home Rule)

Rebecca MacDougall, M.D.

Medical Examiner
5301 S.W. 31st Avenue
Ft. Lauderdale, Florida 33312
Division Admin Assistant Heather Galvez
(954) 357-5200
FAX: (954) 327-6580
e-mail: rmacdougall@broward.org

District 18

Sajid S. Qaiser, M.D.

1750 Cedar Street
Rockledge, Florida 32955
Program Manager Michael Szczepanski
(321) 633-1981
FAX: (321) 633-1986
e-mail: michael.szczepanski@brevardfl.gov

District 19

Patricia A. Aronica, M.D.

Interim Medical Examiner
2500 South 35th Street
Ft. Pierce, Florida 34981
Operations Manager Kimberly Carroll
(772) 464-7378
FAX: (772) 464-2409
e-mail: carrollk@stlucieco.org

District 20

Marta U. Coburn, M.D.

3838 Domestic Avenue
Naples, Florida 34104
Administrative Coordinator Michelle Correia
(239) 434-5020
FAX: (239) 434-5027
e-mail: naplesme@d20me.net

District 21

Rebecca A. Hamilton, M.D.

70 South Danley Drive
Ft. Myers, Florida 33907
Director of Operations Patti Wheaton
(239) 533-6339
FAX: (239) 277-5017
e-mail: pwheaton@leegov.com

District 22

Russell S. Vega, M.D.

Interim Medical Examiner
18130 Paulson Drive
Pt. Charlotte, Florida 33954
Director of Operations Penny Fulton
(941) 625-1111
FAX: (941) 627-0995
e-mail: pfulton@district22me.com

District 23

Wendolyn Sneed, M.D.

Medical Examiner
4501 Avenue A
St. Augustine, Florida 32095
Forensic Operations Coordinator Kelly Boulos
(904) 209-0820
FAX: (800) 255-8617
e-mail: kboulos@sjcfl.us

District 24

Barbara C. Wolf, M.D.

ME Services Provided by District 5

District 25 (Home Rule)

Joshua D. Stephany, M.D.

ME Services Provided by District 9

FLORIDA ASSOCIATE MEDICAL EXAMINERS

District 1

Lorraine Lopez-Morell, M.D.
Michael Pagacz, M.D.
(Danielle R. Armstrong, D.O.)
(Wilson A. Broussard, M.D.)
(Thomas M. Coyne, M.D., Ph.D.)
(Jennifer Dierksen, M.D.)
(Lisa Flannagan, M.D.)
(Ami Murphy, D.O.)
(Maneesha Pandey, M.D.)
(Jay M. Radtke, M.D.)

District 2

Lisa M. Flannagan, M.D.
Jan M. Gorniak, D.O.
(Noel R. Agudo, M.D.)
(Susan S. Ignacio, M.D.)
(Kailee Imperatore, M.D.)
(Andrew Koopmeiners, M.D.)
(Wayne D. Kurz, M.D.)
(Noel A. Palma, M.D.)

District 3

Dixie Co.
ME Services Provided by District 8
Lafayette, Madison, & Suwannee Co.
ME Services Provided by District 2
Columbia & Hamilton Co.
ME Services Provided by District 4

District 4

Robert Buchsbaum, M.D., J.D.
Peter Gillespie, M.D.
Brittany L. Glad, D.O.
Aurelian Nicolaescu, M.D.
Robert R. Pfalzgraf, M.D.
Sandra A. Siller, M.D.
(Leszek Chrostowski, M.D.)
(William F. Hamilton, M.D.)
(Iana Lesnikova, M.D.)
(Deanna A. Oleske, M.D.)
(Valerie J. Rao, M.D.)
(Barbara C. Wolf, M.D.)

District 5

Tracey S. Corey, M.D.
Wendy A. Lavezzi, M.D.
Shanedelle S. Norford, M.D.
(Noel R. Agudo, M.D.)
(Michael Bell, M.D.)
(Thomas M. Coyne, M.D., Ph.D.)
(James W. Fulcher, M.D.)
(William F. Hamilton, M.D.)
(Susan S. Ignacio, M.D.)
(Kailee Imperatore, M.D.)
(Wayne D. Kurz, M.D.)
(Andrew Koopmeiners, M.D.)
(Rachel A. Lange, M.D.)
(Aurelian Nicolaescu, M.D.)
(Chantel Nijwaji, M.D.)
(Noel A. Palma, M.D.)
(Joshua D. Stephany, M.D.)
(Jon Thogmartin, M.D.)
(Gary L. Utz, M.D.)
(Jason R. Van Roo, M.D.)

District 6

Noel R. Agudo, M.D.
Susan S. Ignacio, M.D.
Kailee Imperatore, M.D.
Wayne D. Kurz, M.D.
Andrew Koopmeiners, M.D.
Noel A. Palma, M.D.
Jason R. Van Roo, M.D.
(Wilson A. Broussard, M.D.)
(Marcela Chiste, M.D.)
(Tracey S. Corey, M.D.)
(Thomas M. Coyne, M.D., Ph.D.)
(Rebecca A. Hamilton, M.D.)
(Tera A. Jones, M.D.)
(Wendy A. Lavezzi, M.D.)
(Rebecca MacDougall, M.D.)
(Stephen J. Nelson, M.D.)
(Shanedelle S. Norford, M.D.)
(Mark J. Shuman, M.D.)
(Phoutthasone Thirakul, M.D.)
(Suzanne R. Utley-Bobak, M.D.)
(Russell S. Vega, M.D.)
(Vera V. Volnikh, M.D.)
(Barbara C. Wolf, M.D.)

District 7

Mary G. Ripple, M.D.
(Noel R. Agudo, M.D.)
(Marcela Chiste, M.D.)
(Susan S. Ignacio, M.D.)
(Kailee Imperatore, M.D.)
(Wayne D. Kurz, M.D.)
(Rebecca MacDougall, M.D.)
(Shanedelle S. Norford, M.D.)
(Noel A. Palma, M.D.)
(Jon R. Thogmartin, M.D.)
(Lee Tormos, M.D.)

District 8

(Robert Buchsbaum, M.D., J.D.)
(Leszek Chrostowski, M.D.)
(Tracey S. Corey, M.D.)
(Peter Gillespie, M.D.)
(Tera A. Jones, M.D.)
(Wendy A. Lavezzi, M.D.)
(Stephen J. Nelson, M.D.)
(Aurelian Nicolaescu, M.D.)
(Deanna A. Oleske, M.D.)
(Jon R. Thogmartin, M.D.)
(Barbara C. Wolf, M.D.)

District 9

Joy Edegbe, M.D.
Jesse C. Giles, M.D.
Marie H. Hansen, M.D.
Rachel A. Lange, M.D.
Chantel Nijwaji, M.D.
Sara H. Zydowicz, D.O.
(Cassie Boggs, M.D.)
(Tracey S. Corey, M.D.)
(James Fulcher, M.D.)
(Heather M. Gage, M.D.)
(D. Fintan Garavan, M.D., Ph.D.)
(Julia V. Hegert, M.D.)
(Tera A. Jones, M.D.)
(Wendy Lavezzi, M.D.)
(Shanedelle S. Norford, M.D.)
(Stephen J. Nelson, M.D.)
(Mary G. Ripple, M.D.)
(Sajid S. Qaiser, M.D.)
(Vera V. Volnikh, M.D.)
(Barbara C. Wolf, M.D.)

District 10

D. Fintan Garavan, M.D., Ph.D.
Vera V. Volnikh, M.D.
(Kelly G. Devers, M.D.)
(Susan S. Ignacio, M.D.)
(Wayne D. Kurz, M.D.)
(Wendy Lavezzi, M.D.)
(Ryan D. McCormick, M.D.)
(Daissy C. McEnnan, M.D.)
(Noel A. Palma, M.D.)
(Ashley R. Perkins, D.O.)
(Jon R. Thogmartin, M.D.)
(Milad Webb, M.D.)
(Barbara C. Wolf, M.D.)

District 11

Nicholas Barna, M.D.
Alexander Blank, M.D.
Chelsea Cornell, M.D.
Katherine Kenerson, M.D.
Thomas Koster, M.D.
Benjamin Mathis, M.D.
Yanel De Los Santos, M.D.
Calvin Streeter, M.D.
Tuyet Tran, M.D.
(Michael D. Bell, M.D.)
(Louri G. Boiko, M.D., Ph.D.)
(Manfred Borges, M.D.)
(Marcela Chiste, M.D.)
(Marta Coburn, M.D.)
(Gertrude M. Juste, M.D.)
(Rebecca MacDougall, M.D.)
(Craig Mallak, M.D.)
(Linda R. O'Neil, M.D.)
(Marlon S. Osbourne, M.D.)
(Stephen Robinson, M.D.)
(Stacey A. Simons, M.D.)
(Terrill Tops, M.D.)
(Lee Marie Tormos, M.D.)

District 12

Wilson A. Broussard, M.D.
Timothy J. Gallagher, M.D.
Phoutthasone Thirakul, M.D.
Suzanne R. Utley-Bobak, M.D.
(Leszek Chrostowski, M.D.)
(Laura S. Hair, M.D.)
(William F. Hamilton, M.D.)
(Stephen J. Nelson, M.D.)
(Robert R. Pfalzgraf, M.D.)
(Valerie J. Rao, M.D.)
(Daniel L. Schultz, M.D.)
(Wendolyn Sneed, M.D.)

District 13

Ryan D. McCormick, M.D.
Daissy C. McEnnan, M.D.
Paul F. McGowan, D.O.
Ashley R. Perkins, D.O.
Noah D. Reilly, D.O.
Milad Webb, M.D.
(Leszek Chrostowski, M.D.)
(Thomas M. Coyne, M.D.)
(D. Fintan Garavan, M.D., Ph.D.)
(Mary K. Mainland, M.D.)
(Stephen J. Nelson, M.D.)
(Phoutthasone Thirakul, M.D.)
(Vera V. Volnikh, M.D.)
(Sara H. Zydowicz, D.O.)

District 14

(Michael D. Bell, M.D.)
(Phoutthasone Thirakul, M.D.)
(Tim J. Gallagher, M.D., M.H.S.A.)
(Katherine L. Kenerson, M.D.)
(Andrea N. Minyard, M.D.)
(Mark J. Shuman, M.D.)

District 15

Natalia Belova, M.D.
Catherine Miller, M.D.
Marlon S. Osbourne, M.D.
Heidi Reinhard, M.D.
Terrill Tops, M.D.
Lee Marie Tormos, M.D.
Anthony Vinson, DO
(Michael Bell, M.D.)
(Kenneth D. Hutchins, M.D.)
(Stacey A. Simons, M.D.)
(Mark J. Shuman, M.D.)
(Michael Steckbauer, M.D.)

District 16

(Louri G. Boiko, M.D. Ph.D.)
(Marlon S. Osbourne, M.D.)
(Mark J. Shuman, M.D.)

District 17

Omar Ansari, M.D.
Abigail Alexander, M.D.
Louri G. Boiko, M.D., Ph.D.
Marcela Chiste, M.D.
Erin Ely, M.D.
Alexis Jelinek, M.D.
Gertrude M. Juste, M.D.
Stephen Robinson, M.D.
Darin Trelka, M.D., Ph.D.
(Joseph M. Curran, M.D.)
(Kenneth Hutchins, M.D.)
(Katherine L. Kenerson, M.D.)
(Emma O. Lew, M.D.)
(Benjamin Mathis, M.D.)
(Wendolyn Sneed, M.D.)

District 18

Matrina J. Schmidt, M.D.

District 19

Raman Baldizhar, M.D.
Barbara Bollinger, M.D.
Adrienne Sauder, M.D.
(Michael D. Bell, M.D.)
(Joseph M. Curran, M.D.)
(Marie H. Hansen, M.D.)
(Gertrude M. Juste, M.D.)
(Wendy A. Lavezzi, M.D.)
(Rebecca M. MacDougall, M.D.)
(Stephen J. Nelson, M.D.)
(Joshua D. Stephany, M.D.)
(Sajid S. Qaiser, M.D.)
(Mark J. Shuman, M.D.)
(Vera V. Volnikh, M.D.)
(Barbara C. Wolf, M.D.)
(Sara H. Zydowicz, D.O.)

District 20

Manfred Borges, Jr., M.D.
Andrea N. Minyard, M.D.
(Michael D. Bell, M.D.)
(Rebecca A. Hamilton, M.D.)
(Emma O. Lew, M.D.)

District 21

Colin D. Appleford, D.O.
Noelia Alemar Hernandez, M.D.
Tracy L. Shipe, D.O.
Sarah C. Thomas, M.D.
(Michael D. Bell, M.D.)
(Manfred C. Borges, M.D.)
(Wilson A. Broussard, Jr., M.D.)
(Leszek Chrostowski, M.D.)
(Marta U. Coburn, M. D.)
(Riazul H. Imami, M.D., Ph.D.)
(Katherine L. Kenerson, M.D.)
(Rachel A. Lange, M.D.)
(Stephen J. Nelson, M.D.)
(Valerie J. Rao, M.D.)
(Mark J. Shuman, M.D.)
(Phoutthasone Thirakul, M.D.)
(Vera V. Volnikh, M.D.)

District 22

Leszek Chrostowski, M.D.
Timothy J. Gallagher, M.D.
Valerie J. Rao, M.D.
(Wilson A. Broussard, Jr., M.D.)
(Phoutthasone Thirakul, M.D.)
(Suzanne R. Utley-Bobak, M.D.)

District 23

Iana Lesnikova, M.D.
(Cassie L. Boggs, M.D.)
(James W. Fulcher, M.D.)
(Mary G. Ripple, M.D.)

District 24

ME Services Provided by District 5

District 25

ME Services Provided by District 9

MEDICAL EXAMINERS COMMISSION

Representing	Commissioner	Appointment	Reappointment	Term
Medical Examiners	Joshua Stephany, M.D.	2023	2024	2024
	Barbara C. Wolf, M.D.	2015	2023	2023
State Attorney	Amira Fox, J.D.	2023	2023	2023
Public Defender	Charlie Cofer, J.D.	2018	2023	2025
County Commissioner	Michael Barnett	2023	2025	2025
Sheriff	Bob Johnson	2023	2025	2025
Funeral Home Industry	Robin Giddens Sheppard	2013	2023	2024
Attorney General/Designee	Nick Cox, J.D.	Standing appointment with no term		
State Surgeon General/Designee	Kenneth T. Jones	Standing appointment with no term		

District Medical Examiners Three Year Schedule

District	Next Three Term Year		
1	2024	2027	2030
2	2024	2027	2030
3	2024	2027	2030
4	2024	2027	2030
5	2024	2027	2030
6	2024	2027	2030
7	Home Rule Authority Began 1997		
8	2025	2028	2031
9	Home Rule Authority Began 2016		
10	2025	2028	2031
11	Home Rule Authority Began 1992		
12	2025	2028	2031
13	Home Rule Authority Began 1992		
14	2025	2028	2031
15	Home Rule Authority Began 1993		
16	2026	2029	2032
17	Home Rule Authority Began 2011		
18	2026	2029	2032
19	2026	2029	2032
20	2026	2029	2032
21	2026	2029	2032
22	2026	2029	2032
23	2026	2029	2032
24	2026	2029	2032
25	Home Rule Authority Began 2016		



Medical Examiners Commission

www.fdle.state.fl.us