



# 2019 ANNUAL REPORT

**UPDATED: September 29, 2020**

Stephen J. Nelson, M.A., M.D., F.C.A.P.  
Chairman

Barbara C. Wolf, M.D. • Honorable Charlie Cofer, J.D. • Honorable J. Harrell Reid  
Wesley H. Heidt, J.D. • Robin Giddens Sheppard, L.F.D. • Honorable Carol R. Whitmore, R.N.  
Kenneth T. Jones


## From the Chairman of the Medical Examiners Commission

On behalf of the Medical Examiners Commission (MEC), I am pleased to provide this *Annual Workload Report* to each of our district medical examiners. The information included in this report is invaluable to the many interested parties well beyond the boundaries of our medical examiner districts. The MEC believes in the value and worth of compiling statewide data and providing it to the general public and policy makers alike.

The *Report of Drugs Identified in Deceased Persons* provides highly sought after and critical information related to drug deaths in Florida. This unique report continues to track the unfortunate results of the abuse of both prescription and illicit drugs. The report assists Florida's state and local agencies in allocating and focusing their precious resources. Dating back to 1987, this annual report was first conceptualized for tracking deaths due to cocaine, with heroin later added in 1995. The report is constantly evolving. More drugs are tracked as their abuse potential and prevalence becomes known. The *Report of Drugs Identified in Deceased Persons* has currently evolved to include the tracking of 46 drugs and ethanol.

One of the MEC's proudest accomplishments continues to be its joint initiative with the Florida Department of Law Enforcement (FDLE) and Florida's 25 medical examiner districts to resolve the approximately 900 unidentified deceased persons in our state. With new technology and advances in forensic science, this project continues to pay dividends for many families seeking closure of a loved one's fate. We will continue to encourage participation and provide access to various resources to reduce the backlog of these unidentified deaths.

Thank you for your on-going professional commitment to providing the State of Florida with high quality medical-legal death investigative services. This is very much a team effort and you are to be commended for your exemplary efforts and professionalism.



Stephen J. Nelson, M.A., M.D., F.C.A.P.  
Chairman, Medical Examiners Commission

September 2020

# Contents

Introduction.....	1
Commission Appointments .....	1
Medical Examiner Districts.....	1
Disciplinary Actions .....	2
Annual Educational Conference .....	2
State Child Abuse Death Review Committee .....	2
Violent Crime and Drug Control Council .....	2
Unidentified Deceased Initiative.....	2
Methodology.....	4
Florida Medical Examiner Coverage Map.....	5
Table I District Demographics and Annual Workload Activity Reports .....	6
Table Ia Annual Workload Activity Reports for Infant Deaths .....	7
Table Ib Annual Workload Activity Reports for Law Enforcement Involved Deaths .....	7
Table Ia1 Workload by Depth of Examination (Infant Deaths Not Sleep Related) .....	8
Table Ia1 Workload by Depth of Examination (Infant Deaths Sleep Related) .....	9
Table Ib1 Workload by Depth of Examination (Law Enforcement Involved Deaths) .....	10
Table Ic Workload by Depth of Examination.....	11
Table II Cases Accepted Related to District Population .....	13
Table III Autopsies Related to Total Deaths, Population, and Violent Deaths.....	13
Table IV Percent of Medical Examiner Cases Autopsied.....	14
Table V Ranking of Violent Death Rates .....	15
Table VI Ranking of Districts by Number of Violent Deaths .....	16
Table VII District Death Rates as Related to Autopsy Rates .....	16
Table VIII Fifteen Year Comparison of Violent Death Rates .....	17
Chart Ia Medical Examiner Jurisdiction.....	18
Chart Ib Medical Examiner Workload .....	18
Chart IIa Violent Versus Non-Violent Deaths.....	19
Chart IIb Violent Death Workload.....	19
Chart IIIa Autopsy Workload as Percent of Total Deaths .....	20
Chart IIIb Autopsy Workload as Percent of Deaths Referred to Medical Examiners.....	20
Chart IIIc Autopsy Workload as Percent of Deaths Accepted .....	20
Chart IVa Workload by Depth of Examinations – Homicide.....	21
Chart IVb Workload by Depth of Examinations – Suicide .....	21
Chart IVc Workload by Depth of Examinations – Undetermined .....	21
Chart IVd Workload by Depth of Examinations – Accident: Motor Vehicle.....	21
Chart IVe Workload by Depth of Examinations – Accident: Drug Intoxication .....	22
Chart IVf Workload by Depth of Examinations – Accident: Fall .....	22
Chart IVg Workload by Depth of Examinations – Accident: Other .....	22
Chart IVh Workload by Depth of Examinations – Natural .....	22
Chart V Historical Workload Medical Examiner Cases .....	23
Appendix 1 Medical Examiners Commission .....	24
Appendix 2 District Medical Examiners .....	25
Appendix 3 Associate Medical Examiners .....	26
Appendix 4 Medical Examiners Commission Term Schedules.....	27
Appendix 5 District Medical Examiners Term Schedules.....	28

## **INTRODUCTION**

The Medical Examiners Act, Chapter 406, Part I, Florida Statutes, was enacted by the 1970 Legislature in order to establish minimum and uniform standards of excellence in statewide medical examiner services. This report is compiled to illustrate the direction taken by the Medical Examiners Commission (MEC) during 2019 to ensure an effective and viable program of medical examiner services throughout Florida.

## **COMMISSION APPOINTMENTS**

### **Reappointments**

The term for one of the district medical examiner positions on the MEC expired July 1, 2019. Incumbent Barbara C. Wolf, M.D., District 5/24 Medical Examiner, applied for reappointment and will continue to serve until reappointed or replaced.

The state attorney position on the MEC was vacated during 2019. A recommendation from the Florida Prosecuting Attorney's Association was submitted in 2020.

## **MEDICAL EXAMINER DISTRICTS**

In 2019, the Commission recommended that the medical examiners for Districts 8, 10, 12 and 14 be reappointed by the Governor for additional three-year terms.

District 8	Dr. William F. Hamilton
District 10	Dr. Stephen J. Nelson
District 12	Dr. Russell Vega
District 14	Dr. Jay Radtke

Surveys and assessments for the reappointments of district medical examiners for Districts 8 (Alachua, Baker, Bradford, Gilchrist, Levy and Union counties), 10 (Hardee, Highlands and Polk counties), 12 (DeSoto, Manatee and Sarasota counties) and 14 (Bay, Calhoun, Gulf, Holmes, Jackson and Washington counties) were sent via email to the constituents of these districts in January. Surveys and assessments for the funeral homes were sent via U.S. mail.

Surveys were sent to the constituents of Districts 3, 9, 11, 13 and 25 for information only. District 3 receives medical examiner services through contractual agreements with District 2, 4 and 8. Districts 9, 11, 13 and 25 fall under Home Rule Charter and the medical examiners are not appointed by the Governor. Dr. Joshua D. Stephany continued to serve as the district medical examiner for District 9 and 25, Dr. Emma O. Lew continued to serve as the district medical examiner for District 11 and Dr. Kelly G. Devers continued to serve as the district medical examiner for District 13.

B. Robert Pietak, M.D., was appointed District 4 Interim Medical Examiner effective July 2019 by State Attorney Melissa Nelson, J.D. Dr. Pietak has been recommended for appointment by the Governor as DME.

District 7 selected James W. Fulcher, M.D. as the District Medical Examiner effective July 6, 2019.

District 15 appointed Wendolyn Sneed, M.D., via Home Rule authority effective August 19, 2019, following the retirement of Dr. Bell.

Tim J. Gallagher, M.D., was appointed District 1 Interim Medical Examiner effective October 1, 2019, by State Attorney Bill Eddins, J.D. A search committee has been appointed to find a permanent DME recommendation.

### **DISCIPLINARY ACTIONS**

There was a total of twelve formal complaints in 2019. Of the twelve cases received, ten were found to be legally insufficient by staff, without the need for review by a probable cause panel, and two cases are still under review. Additionally, two complaints from 2018 were resolved, with one case being determined to be not legally sufficient by staff, and the other case that was pending a formal hearing being dismissed by the Commission.

### **ANNUAL EDUCATIONAL CONFERENCE**

The 46<sup>th</sup> Annual Educational Conference of the Florida Association of Medical Examiners was held at Eau Palm Beach Resort and Spa in Manalapan, Florida. The conference was a big success. The program content was excellent with positive feedback.

### **STATE CHILD ABUSE DEATH REVIEW COMMITTEE**

District 2 Associate Medical Examiner Anthony Clark, M.D., continued to serve as the Florida Medical Examiners Commission representative on the statewide Child Abuse Death Review Committee.

The 2019 Florida Child Abuse Death Review Committee Annual Report is posted on the Florida Department of Health website and can be viewed at <http://www.flcadr.com/reports>.

### **VIOLENT CRIME AND DRUG CONTROL COUNCIL**

District 12 Medical Examiner Russell S. Vega, M.D., continued to serve on the Violent Crime and Drug Control Council as the statutorily mandated medical examiner (F.S. §943.931(2)(i)).

The 2019 Violent Crime and Drug Control Council Annual Report is posted on the FDLE website at <http://www.fdle.state.fl.us/VCDCC/VCDCC-Home.aspx>.

### **UNIDENTIFIED DECEASED INITIATIVE**

Unidentified deceased success stories can be attributed to many of the tools that are available to medical examiners and law enforcement when investigating unidentified decedents. Some of these tools include the NCIC/FCIC database, which contains missing person records and can include fingerprint and dental records; the Florida Unidentified Decedents Database ([www.fluiddb.com](http://www.fluiddb.com)); the National Missing and Unidentified Persons System “NamUs” ([www.NamUS.gov](http://www.NamUS.gov)); and the Unidentified Deceased Initiative online training video, which was developed by FDLE’s Bureau of Professional Development and the Missing Endangered Persons Information Clearinghouse (MEPIC).

MEPIC is available to assist in the identification of unidentified medical examiner cases. Their staff can provide assistance with DNA status, fingerprint submissions, dental records, FCIC/NCIC queries on active missing persons cases, resource information, forensic artists and the opening of cases. The Department of Homeland Security and Immigration and Customs Enforcement have fingerprint databases from undocumented aliens they have encountered. These databases are not tied into the FBI database. MEPIC can assist the medical examiners in submitting fingerprints through these databases if other avenues fail to produce results.

Five success stories were reported during 2019 from Districts 9, 14, 16 and 17. The number of solved cases has grown significantly due to the analytical and investigative efforts of the MEPIC staff. This has been especially helpful in the identification of decedents who were foreign nationals.

### **District 9**

The Orange County Medical Examiner's Office contacted the Unidentified Deceased Initiative (UDI) for assistance with an unidentified deceased subject found earlier in 2018. The case involved a white male subject whose face could not be recognized due to decomposition. The subject's fingers could not be fingerprinted due to mummification. A Salvation Army shelter, where the man was staying, identified him as Richard Wilks Hedglin. The initiative located a Florida criminal history for Mr. Hedglin, and CJIS Biometric Services conducted a direct comparison of the subject's fingerprints with high resolution photographs of the deceased's fingertips. CJIS confirmed a match between the fingerprint card and the photos. UDI was able to locate information on Mr. Hedglin's next of kin. This information was provided to the District 9 Medical Examiner's Office.

The second case involved a middle-aged white male that was found on September 6, 2017. The male collapsed in a parking lot and was transported to a local hospital where he died five days later. Law enforcement collected the subject's belongings on scene and found paperwork and personal effects with the name of Raphael Merrill, but the name could not be confirmed. Submission of the subject's fingerprints to CJIS Biometric Services was inconclusive. The Unidentified Deceased Initiative was able to locate a brother of Mr. Merrill who resides in Maryland. The brother was not able to visually identify Mr. Merrill, and DNA needed to be obtained for a comparison. Inspector Pollard contacted Maryland State Police and requested their assistance in obtaining a DNA family reference sample from Mr. Merrill's brother. The Maryland State Police was able to obtain the sample and provided it to the District 9 Medical Examiner's Office. The DNA sample was submitted to the FBI Laboratory and they confirmed that the deceased was in fact Raphael Merrill.

### **District 14**

This case involved a nearly skeletal white female located along the side of the interstate in Jackson County on December 20, 1984. The deceased was initially believed to be 18-25 years of age. An investigator with the District 14 Medical Examiner's Office contacted UDI for assistance in confirming the identity of the deceased. Initially identified by a fingerprint record located by the medical examiner's office, the deceased had a criminal history which included multiple identities. UDI examined the criminal history and contacted numerous law enforcement agencies in Louisiana and Mississippi in a search for records to determine the subject's true identity. Due to age- and weather-related disasters, no records existed. SCIA Rigsby contacted the state of Georgia Department of Vital Records (GDVR). GDVR produced a copy of a birth certificate related to one of the subject's identities: Deborah Pauline Bearden, age 29 at the time of death. The birth certificate listed both parents for the deceased, although public records indicated that they were also both deceased. This information was provided to the investigator at the District 14 Medical Examiner's Office.

### **District 16**

UDI received a request from staff at the District 16 Medical Examiner's Office for assistance in locating the purported burial site of an unidentified deceased juvenile female. The decedent died in a plane crash in February 1992. The plane, an overloaded crop duster which originated in Cuba, crashed in the Gulf of Mexico. Numerous bodies were identified from the crash, but the identity of the juvenile was unknown. District 16 staff located an obituary for the girl's parents in a Cuban expat newspaper which provided a name for the decedent and a location for her remains.

District staff attempted to contact the cemetery without success, and a request was made to UDI for outreach. UDI staff contacted the cemetery and was provided with the exact plot location of the decedent and her parents. This information was provided to the Medical Examiner's office for follow up in determining further steps to verify the decedent's identity.

### **District 17**

On August 5, 2015, the District 17 Medical Examiner's Office submitted a single piece of evidence in the form of a femur from unknown 1992 case to University of North Texas (UNT) for CODIS entry. A portion of a skeletonized body was discovered in a culvert in Margate, Florida, in November of 1992. Information received from Margate Police Department stated that several children were playing by a lake, when they found a human skull and called for their mother, who called police. The skull was found without its lower jaw, but with 13 total bones. The skull and various bones were found in a culvert which empties into a lake. The remains were transported to District 17 Medical Examiner's Office, where the death was later determined to be a homicide by blunt head trauma.

In 2017, a Margate Police Department cold case detective started working on cases and reviewing NamUs entries. While searching NamUs, the detective found the unidentified remains that District 17 Medical Examiner's Office entered. The detective located a 1985 missing person report that was never entered into NamUs. The detective created the NamUs case for the missing person and requested NamUs compare the DNA from the unidentified remains and the just-entered missing person case. NamUs located a family member of the missing person and obtained a buccal swab. On March 13, 2018, UNT received the DNA family reference sample from Tanya Bazan, the daughter of the missing person, Peggy Ann Domingue. Ms. Bazan's mother went missing from her home in Margate, Florida, on July 5, 1985.

On November 12, 2018, District 17 Medical Examiner's Office received correspondence from UNT that stated both above mentioned samples were analyzed for human mitochondrial DNA (MtDNA) regions HV1 and HV2, and the samples were consistent with the unidentified human remains originating from the biological mother of Tanya Bazan. Margate Police Department was additionally notified of the match, and made contact with Tanya Bazan and Jeffrey Domingue, son, of the positive identification.

### **METHODOLOGY**

Death statistics in Florida reflect the total number of certificates of death recorded by local county registrars of vital statistics. These include both resident and non-resident deaths. Data for 2019 was obtained from the Department of Health, Office of Vital Statistics. Rates related to deaths in this report are medical examiner cases per every 1,000 recorded deaths.

Population estimates for the state of Florida (as of April 1, 2019) were provided by the Florida Legislature's Office of Economic and Demographic Research. Unless otherwise noted, rates related to population in this report are deaths for every 1,000 residents.

Information concerning autopsy numbers and other workload distribution figures are supplied by each of the 25 medical examiner districts on the Annual Report Workload Data Form. These forms are filed annually with the MEC staff within the Florida Department of Law Enforcement by June 30 of each year.

Deaths included in this report are classified as "Natural" or "Violent." It should be noted that, for the purposes of this report, the term "Violent" includes all non-natural deaths.

# Coverage Map

## Florida Medical Examiner Districts

### District 1

Escambia  
Santa Rosa  
Okaloosa  
Walton

### District 2

Franklin  
Gadsden  
Jefferson  
Leon  
Liberty  
Taylor  
Wakulla

### District 3 \*Covered by

Columbia \*4  
Dixie \*8  
Hamilton \*4  
Lafayette \*2  
Madison \*2  
Suwannee \*2

### District 4

Clay  
Duval  
Nassau

### District 5

Citrus  
Hernando  
Lake  
Marion  
Sumter

### District 6

Pasco  
Pinellas

### District 7

Volusia

### District 8

Alachua  
Baker  
Bradford  
Gilchrist  
Levy  
Union

### District 9

Orange

### District 10

Hardee  
Highlands  
Polk

### District 11

Miami-Dade

### District 12

DeSoto  
Manatee  
Sarasota

### District 13

Hillsborough

### District 14

Bay  
Calhoun  
Gulf  
Holmes  
Jackson  
Washington

### District 15

Palm Beach

### District 16

Monroe

### District 17

Broward

### District 18

Brevard

### District 19

Indian River  
Martin  
Okeechobee  
St. Lucie

### District 20

Collier

### District 21

Glades  
Hendry  
Lee

### District 22

Charlotte

### District 23

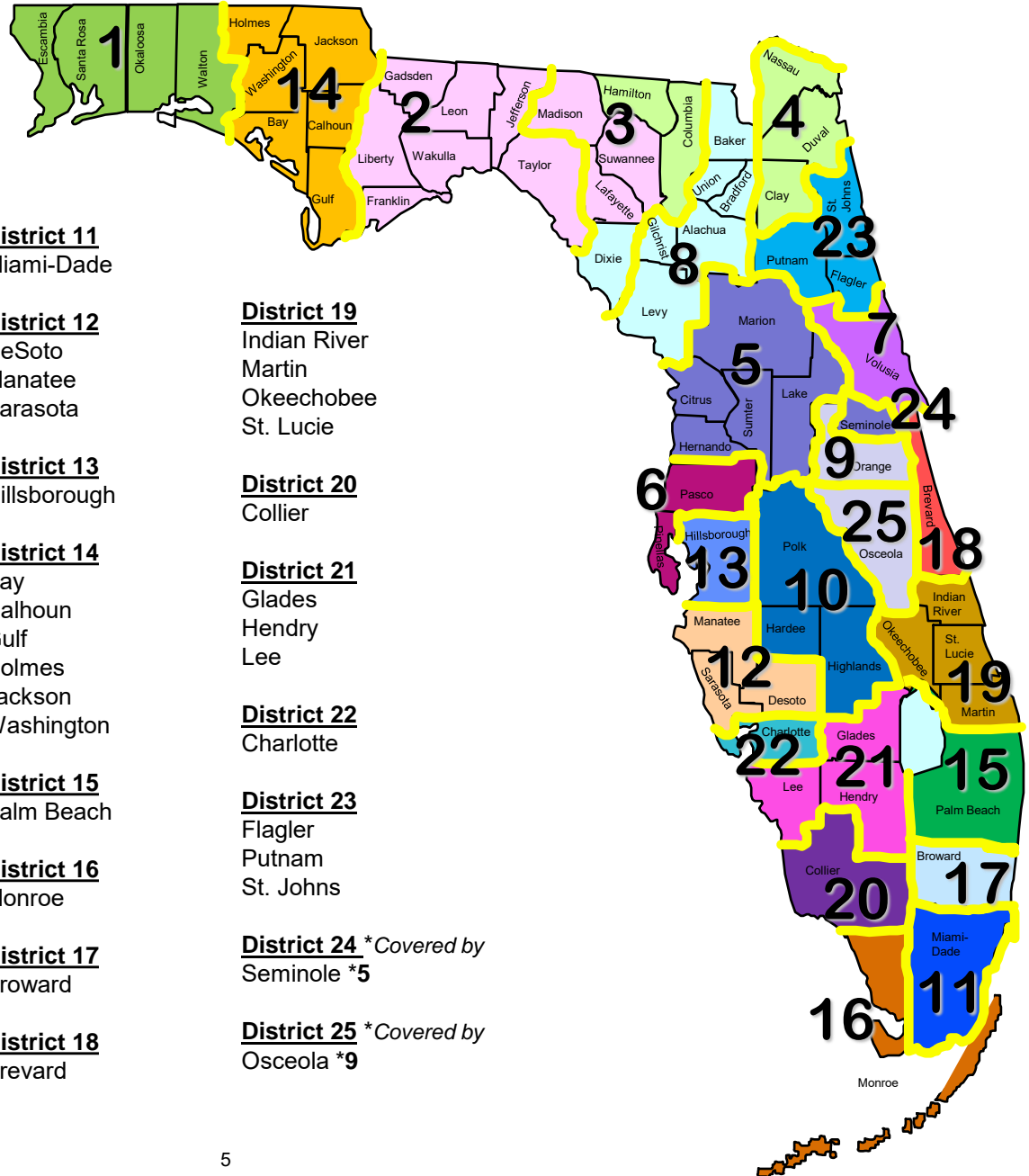
Flagler  
Putnam  
St. Johns

### District 24 \*Covered by

Seminole \*5

### District 25 \*Covered by

Osceola \*9





**TABLE I  
2019 District Demographics and Annual Workload Activity Reports**

District	Population	Total District Deaths	Natural	Accident: Motor Vehicle	Accident: Drug Intoxication	Accident: Fall	Accident: Other	Suicide	Homicide	Undetermined	Pending	Total Violent Deaths	Fetal Deaths	Human Archaeological Remains	Non-Human Remains	Total Cremation Approvals (CA)	Total Cases Referred to ME	Total Cases Accepted (incl CA)	Cases Referred Excluding CA	Cases Accepted Excluding CA	Jurisdiction Declined	Infant Deaths: Not Sleep Environment Related	Infant Deaths: Sleep Environment Related	Total Infant Deaths	Total Law Enforcement Involved	Penal Institution (Jail / Prison)	Judicial Executions
1	771,773	8,462	287	163	174	108	86	149	64	14	3	761	3	0	2	5,176	8,502	6,224	3,326	1,048	2,278	2	0	2	7	26	0
2	434,031	3,673	204	80	64	60	61	68	39	12	0	384	0	0	1	1,868	3,199	2,456	1,331	588	743	1	8	9	1	47	0
3	175,177	1,664	80	49	22	31	20	40	14	7	0	183	0	0	0	1,008	1,417	1,271	409	263	146	1	4	5	0	19	0
4	1,270,988	12,886	545	242	524	225	72	243	171	33	0	1,510	2	5	19	8,458	11,177	10,513	2,719	2,055	664	17	14	31	6	76	0
5	1,182,403	16,732	457	227	270	605	76	271	63	51	0	1,563	0	0	18	13,390	17,108	15,410	3,718	2,020	1,698	11	6	17	10	38	0
6	1,505,167	19,061	594	236	618	416	76	305	64	54	0	1,769	2	1	4	15,581	18,237	17,944	2,656	2,363	293	5	15	20	6	11	0
7	538,763	7,404	240	128	187	126	43	129	30	7	0	650	1	1	3	5,631	6,825	6,521	1,194	890	304	2	5	7	1	6	0
8	398,838	4,491	243	150	58	127	38	69	19	31	0	492	0	0	0	3,098	4,008	3,833	910	735	175	0	4	4	0	104	2
9	1,386,080	9,969	566	201	366	226	65	147	127	22	0	1,154	2	1	5	7,244	11,138	8,964	3,894	1,720	2,174	6	11	17	6	29	0
10	821,425	8,794	216	176	141	103	60	171	51	6	1	709	2	0	14	6,412	8,275	7,337	1,863	925	938	6	9	15	12	16	0
11	2,812,130	20,833	807	356	387	322	112	290	242	14	27	1,750	1	5	8	10,216	14,188	12,773	3,972	2,557	1,415	7	5	12	9	62	0
12	849,754	10,539	373	135	212	191	87	167	37	9	0	838	1	0	10	8,605	10,813	9,816	2,208	1,211	997	1	2	3	4	0	0
13	1,444,870	12,025	935	280	280	161	77	223	94	24	5	1,144	3	0	3	7,287	9,924	9,366	2,637	2,079	558	37	12	49	6	0	0
14	286,837	3,066	197	74	95	35	40	65	23	10	1	343	0	0	0	1,770	2,568	2,310	798	540	258	0	6	6	10	29	0
15	1,447,857	15,286	481	202	472	424	155	241	101	27	0	1,622	3	0	11	8,381	11,514	10,484	3,133	2,103	1,030	5	6	11	16	3	0
16	76,212	498	66	18	23	0	20	23	2	2	0	88	0	2	7	426	611	580	185	154	31	0	0	0	0	0	0
17	1,919,644	15,243	625	245	553	309	99	243	129	71	0	1,649	3	0	9	9,649	13,580	11,923	3,931	2,274	1,657	5	7	12	17	6	0
18	594,469	7,513	267	91	332	122	43	148	37	13	0	786	1	0	2	5,073	6,842	6,126	1,769	1,053	716	3	2	5	0	2	0
19	664,704	7,756	284	110	124	218	47	129	43	14	0	685	1	2	16	6,165	7,947	7,134	1,782	969	813	2	5	7	8	20	0
20	376,706	3,555	196	42	92	217	22	52	11	4	0	440	2	0	1	3,015	4,184	3,651	1,169	636	533	0	2	2	0	3	0
21	788,389	7,799	351	125	220	221	113	139	40	10	2	870	0	0	13	6,326	9,008	7,547	2,682	1,221	1,461	14	2	16	0	6	0
22	181,770	2,826	73	13	36	17	15	45	2	3	0	131	0	1	0	2,378	2,952	2,582	574	204	370	0	1	1	1	2	0
23	438,315	3,838	110	62	53	47	16	84	13	3	0	278	0	0	2	2,989	3,485	3,377	496	388	108	2	2	4	3	0	0
24	471,735	3,530	90	52	79	120	18	58	7	14	0	348	1	0	0	2,578	3,344	3,016	766	438	328	3	3	6	3	1	0
25	370,552	2,286	161	76	71	23	9	54	20	5	0	258	2	0	0	1,642	2,658	2,061	1,016	419	597	5	0	5	0	3	0
<b>State</b>	<b>21,208,589</b>	<b>209,729</b>	<b>8,448</b>	<b>3,533</b>	<b>5,453</b>	<b>4,454</b>	<b>1,470</b>	<b>3,553</b>	<b>1,443</b>	<b>460</b>	<b>39</b>	<b>20,405</b>	<b>30</b>	<b>18</b>	<b>148</b>	<b>144,366</b>	<b>193,504</b>	<b>173,219</b>	<b>49,138</b>	<b>28,853</b>	<b>20,285</b>	<b>135</b>	<b>131</b>	<b>266</b>	<b>126</b>	<b>509</b>	<b>2</b>

TABLE Ia 2019 Annual Workload Activity Reports For Infant Deaths										
District	Not Sleep Environment Related					Sleep Environment Related				
	Specified Natural Disease	Homicide	Accident	Undetermined	Total	Accidental asphyxia, sleep surface sharing	Accidental asphyxia, not sleep surface sharing	SIDS	Undetermined	Total
1	0	1	0	1	2	0	0	0	0	0
2	0	1	0	0	1	2	2	0	4	8
3	0	0	0	1	1	3	0	0	1	4
4	3	2	6	6	17	10	2	1	1	14
5	1	2	0	8	11	3	3	0	0	6
6	1	1	3	0	5	4	4	0	7	15
7	0	1	1	0	2	4	0	0	1	5
8	0	0	0	0	0	0	0	0	4	4
9	4	0	0	2	6	0	0	0	11	11
10	2	0	4	0	6	7	2	0	0	9
11	3	0	1	3	7	3	2	0	0	5
12	1	0	0	0	1	0	2	0	0	2
13	9	4	20	4	37	7	1	0	4	12
14	0	0	0	0	0	1	5	0	0	6
15	3	0	1	1	5	2	1	0	3	6
16	0	0	0	0	0	0	0	0	0	0
17	3	0	0	2	5	0	0	0	7	7
18	2	0	0	1	3	0	0	2	0	2
19	1	1	0	0	2	3	0	0	2	5
20	0	0	0	0	0	0	0	0	2	2
21	6	0	7	1	14	0	2	0	0	2
22	0	0	0	0	0	0	0	1	0	1
23	2	0	0	0	2	0	0	0	2	2
24	0	0	0	3	3	1	2	0	0	3
25	2	0	0	3	5	0	0	0	0	0
<b>State</b>	<b>43</b>	<b>13</b>	<b>43</b>	<b>36</b>	<b>135</b>	<b>50</b>	<b>28</b>	<b>4</b>	<b>49</b>	<b>131</b>

TABLE Ib 2019 Annual Workload Activity Reports For Law Enforcement Involved Deaths						
District	Law Enforcement Involved (Homicides, not including Judicial Execution)	Law Enforcement Involved (Accidents)	Law Enforcement Involved (Undetermined)	Law Enforcement Involved (Suicides)	Law Enforcement Involved (Natural)	Total
1	6	1	0	0	0	7
2	0	1	0	0	0	1
3	0	0	0	0	0	0
4	4	1	0	1	0	6
5	3	2	0	2	3	10
6	2	0	0	4	0	6
7	1	0	0	0	0	1
8	0	0	0	0	0	0
9	3	0	0	3	0	6
10	3	4	0	4	1	12
11	7	2	0	0	0	9
12	2	1	0	0	1	4
13	6	0	0	0	0	6
14	4	4	0	1	1	10
15	4	8	0	0	4	16
16	0	0	0	0	0	0
17	7	3	2	5	0	17
18	0	0	0	0	0	0
19	4	0	0	4	0	8
20	0	0	0	0	0	0
21	0	0	0	0	0	0
22	1	0	0	0	0	1
23	0	0	0	0	3	3
24	0	0	0	3	0	3
25	0	0	0	0	0	0
<b>State</b>	<b>57</b>	<b>27</b>	<b>2</b>	<b>27</b>	<b>13</b>	<b>126</b>

**TABLE Ia1  
2019 Workload by Depth of Examination (Infant Deaths)**

District	Not Sleep Environment Related																			
	Specified Natural Disease				Homicide				Accident				Undetermined				Totals for Year			
	Autopsied	Body Inspected	Case Investigated Only	Total	Autopsied	Body Inspected	Case Investigated Only	Total	Autopsied	Body Inspected	Case Investigated Only	Total	Autopsied	Body Inspected	Case Investigated Only	Total	Autopsied	Body Inspected	Case Investigated Only	Total
1	0	0	0	0	0	0	1	1	0	0	0	0	1	0	0	1	1	0	1	2
2	0	0	0	0	1	0	0	1	0	0	0	0	0	0	0	0	1	0	0	1
3	0	0	0	0	0	0	0	0	0	0	0	0	1	0	0	1	1	0	0	1
4	2	0	1	3	2	0	0	2	6	0	0	6	6	0	0	6	16	0	1	17
5	1	0	0	1	2	0	0	2	0	0	0	0	8	0	0	8	11	0	0	11
6	1	0	0	1	1	0	0	1	3	0	0	3	0	0	0	0	5	0	0	5
7	0	0	0	0	1	0	0	1	1	0	0	1	0	0	0	0	2	0	0	2
8	0	0	0	0	0	0	0	0	0	0	0	0	0	0	0	0	0	0	0	0
9	4	0	0	4	0	0	0	0	0	0	0	0	0	2	0	2	4	2	0	6
10	2	0	0	2	0	0	0	0	4	0	0	4	0	0	0	0	6	0	0	6
11	2	1	0	3	0	0	0	0	1	0	0	1	3	0	0	3	6	1	0	7
12	1	0	0	1	0	0	0	0	0	0	0	0	0	0	0	0	1	0	0	1
13	9	0	0	9	4	0	0	4	18	2	0	20	4	0	0	4	35	2	0	37
14	0	0	0	0	0	0	0	0	0	0	0	0	0	0	0	0	0	0	0	0
15	2	1	0	3	0	0	0	0	1	0	0	1	1	0	0	1	4	1	0	5
16	0	0	0	0	0	0	0	0	0	0	0	0	0	0	0	0	0	0	0	0
17	2	1	0	3	0	0	0	0	0	0	0	0	2	0	0	2	4	1	0	5
18	2	0	0	2	0	0	0	0	0	0	0	0	1	0	0	1	3	0	0	3
19	1	0	0	1	1	0	0	1	0	0	0	0	0	0	0	0	2	0	0	2
20	0	0	0	0	0	0	0	0	0	0	0	0	0	0	0	0	0	0	0	0
21	6	0	0	6	0	0	0	0	7	0	0	7	1	0	0	1	14	0	0	14
22	0	0	0	0	0	0	0	0	0	0	0	0	0	0	0	0	0	0	0	0
23	2	0	0	2	0	0	0	0	0	0	0	0	0	0	0	0	2	0	0	2
24	0	0	0	0	0	0	0	0	0	0	0	0	3	0	0	3	3	0	0	3
25	2	0	0	2	0	0	0	0	0	0	0	0	3	0	0	3	5	0	0	5
<b>State</b>	<b>39</b>	<b>3</b>	<b>1</b>	<b>43</b>	<b>12</b>	<b>0</b>	<b>1</b>	<b>13</b>	<b>41</b>	<b>2</b>	<b>0</b>	<b>43</b>	<b>34</b>	<b>2</b>	<b>0</b>	<b>36</b>	<b>126</b>	<b>7</b>	<b>2</b>	<b>135</b>

Note: *Case Investigated Only* means the body was not viewed by a medical examiner (ME), although the case was investigated and certified by an ME.

**TABLE Ia1 Cont.  
2019 Workload by Depth of Examination (Infant Deaths)**

District	Sleep Environment Related																			
	Accidental asphyxia, sleep surface sharing				Accidental asphyxia, not sleep surface sharing				SIDS				Undetermined				Totals for Year			
	Autopsied	Body Inspected	Case Investigated Only	Total	Autopsied	Body Inspected	Case Investigated Only	Total	Autopsied	Body Inspected	Case Investigated Only	Total	Autopsied	Body Inspected	Case Investigated Only	Total	Autopsied	Body Inspected	Case Investigated Only	Total
1	0	0	0	0	0	0	0	0	0	0	0	0	0	0	0	0	0	0	0	0
2	2	0	0	2	2	0	0	2	0	0	0	0	4	0	0	4	8	0	0	8
3	3	0	0	3	0	0	0	0	0	0	0	0	1	0	0	1	4	0	0	4
4	10	0	0	10	2	0	0	2	1	0	0	1	1	0	0	1	14	0	0	14
5	3	0	0	3	3	0	0	3	0	0	0	0	0	0	0	0	6	0	0	6
6	4	0	0	4	4	0	0	4	0	0	0	0	7	0	0	7	15	0	0	15
7	4	0	0	4	0	0	0	0	0	0	0	0	1	0	0	1	5	0	0	5
8	0	0	0	0	0	0	0	0	0	0	0	0	4	0	0	4	4	0	0	4
9	0	0	0	0	0	0	0	0	0	0	0	0	11	0	0	11	11	0	0	11
10	7	0	0	7	2	0	0	2	0	0	0	0	0	0	0	0	9	0	0	9
11	3	0	0	3	2	0	0	2	0	0	0	0	0	0	0	0	5	0	0	5
12	0	0	0	0	2	0	0	2	0	0	0	0	0	0	0	0	2	0	0	2
13	7	0	0	7	0	1	0	1	0	0	0	0	4	0	0	4	11	1	0	12
14	1	0	0	1	5	0	0	5	0	0	0	0	0	0	0	0	6	0	0	6
15	2	0	0	2	1	0	0	1	0	0	0	0	3	0	0	3	6	0	0	6
16	0	0	0	0	0	0	0	0	0	0	0	0	0	0	0	0	0	0	0	0
17	0	0	0	0	0	0	0	0	0	0	0	0	7	0	0	7	7	0	0	7
18	0	0	0	0	0	0	0	0	2	0	0	2	0	0	0	0	2	0	0	2
19	3	0	0	3	0	0	0	0	0	0	0	0	2	0	0	2	5	0	0	5
20	0	0	0	0	0	0	0	0	0	0	0	0	2	0	0	2	2	0	0	2
21	0	0	0	0	2	0	0	2	0	0	0	0	0	0	0	0	2	0	0	2
22	0	0	0	0	0	0	0	0	1	0	0	1	0	0	0	0	1	0	0	1
23	0	0	0	0	0	0	0	0	0	0	0	0	2	0	0	2	2	0	0	2
24	1	0	0	1	2	0	0	2	0	0	0	0	0	0	0	0	3	0	0	3
25	0	0	0	0	0	0	0	0	0	0	0	0	0	0	0	0	0	0	0	0
<b>State</b>	50	0	0	50	27	1	0	28	4	0	0	4	49	0	0	49	130	1	0	131

**TABLE Ib1**  
**2019 Workload by Depth of Examination (Law Enforcement Involved Deaths)**

District	Homicides				Accidents				Undetermined				Suicides				Natural				Totals for Year			
	Autopsied	Body Inspected	Case Investigated Only	Total	Autopsied	Body Inspected	Case Investigated Only	Total	Autopsied	Body Inspected	Case Investigated Only	Total	Autopsied	Body Inspected	Case Investigated Only	Total	Autopsied	Body Inspected	Case Investigated Only	Total	Autopsied	Body Inspected	Case Investigated Only	Total
1	6	0	0	6	1	0	0	1	0	0	0	0	0	0	0	0	0	0	0	0	7	0	0	7
2	0	0	0	0	1	0	0	1	0	0	0	0	0	0	0	0	0	0	0	0	1	0	0	1
3	0	0	0	0	0	0	0	0	0	0	0	0	0	0	0	0	0	0	0	0	0	0	0	0
4	4	0	0	4	1	0	0	1	0	0	0	0	1	0	0	1	0	0	0	0	6	0	0	6
5	3	0	0	3	2	0	0	2	0	0	0	0	2	0	0	2	3	0	0	3	10	0	0	10
6	2	0	0	2	0	0	0	0	0	0	0	0	4	0	0	4	0	0	0	0	6	0	0	6
7	1	0	0	1	0	0	0	0	0	0	0	0	0	0	0	0	0	0	0	0	1	0	0	1
8	0	0	0	0	0	0	0	0	0	0	0	0	0	0	0	0	0	0	0	0	0	0	0	0
9	3	0	0	3	0	0	0	0	0	0	0	0	3	0	0	3	0	0	0	0	6	0	0	6
10	3	0	0	3	4	0	0	4	0	0	0	0	4	0	0	4	1	0	0	1	12	0	0	12
11	7	0	0	7	2	0	0	2	0	0	0	0	0	0	0	0	0	0	0	0	9	0	0	9
12	2	0	0	2	1	0	0	1	0	0	0	0	0	0	0	0	0	1	0	1	3	1	0	4
13	6	0	0	6	0	0	0	0	0	0	0	0	0	0	0	0	0	0	0	0	6	0	0	6
14	4	0	0	4	3	1	0	4	0	0	0	0	1	0	0	1	1	0	0	1	9	1	0	10
15	4	0	0	4	8	0	0	8	0	0	0	0	0	0	0	0	3	1	0	4	15	1	0	16
16	0	0	0	0	0	0	0	0	0	0	0	0	0	0	0	0	0	0	0	0	0	0	0	0
17	7	0	0	7	3	0	0	3	2	0	0	2	2	3	0	5	0	0	0	0	14	3	0	17
18	0	0	0	0	0	0	0	0	0	0	0	0	0	0	0	0	0	0	0	0	0	0	0	0
19	4	0	0	4	0	0	0	0	0	0	0	0	4	0	0	4	0	0	0	0	8	0	0	8
20	0	0	0	0	0	0	0	0	0	0	0	0	0	0	0	0	0	0	0	0	0	0	0	0
21	0	0	0	0	0	0	0	0	0	0	0	0	0	0	0	0	0	0	0	0	0	0	0	0
22	1	0	0	1	0	0	0	0	0	0	0	0	0	0	0	0	0	0	0	0	1	0	0	1
23	0	0	0	0	0	0	0	0	0	0	0	0	0	0	0	0	3	0	0	3	3	0	0	3
24	0	0	0	0	0	0	0	0	0	0	0	0	3	0	0	3	0	0	0	0	3	0	0	3
25	0	0	0	0	0	0	0	0	0	0	0	0	0	0	0	0	0	0	0	0	0	0	0	0
<b>State</b>	57	0	0	57	26	1	0	27	2	0	0	2	24	3	0	27	11	2	0	13	120	6	0	126

Note: *Case Investigated Only* means the body was not viewed by a medical examiner (ME), although the case was investigated and certified by an ME.

**TABLE 1c**  
**2019 Workload by Depth of Examination**

District	Natural				Acc: Motor Vehicle				Acc: Drug Intoxication				Acc: Fall				Acc: Other			
	Autopsied	Body Inspected	Case Investigated Only	Total	Autopsied	Body Inspected	Case Investigated Only	Total	Autopsied	Body Inspected	Case Investigated Only	Total	Autopsied	Body Inspected	Case Investigated Only	Total	Autopsied	Body Inspected	Case Investigated Only	Total
1	142	11	134	287	137	12	14	163	170	2	2	174	8	1	99	108	76	3	7	86
2	82	76	46	204	58	14	8	80	51	8	5	64	2	4	54	60	35	6	20	61
3	40	18	22	80	48	0	1	49	20	1	1	22	3	4	24	31	18	0	2	20
4	394	137	14	545	171	34	37	242	475	20	29	524	16	17	192	225	53	5	14	72
5	219	23	215	457	181	3	43	227	239	8	23	270	37	1	567	605	55	2	19	76
6	254	330	10	594	156	71	9	236	564	48	6	618	22	27	367	416	67	7	2	76
7	112	123	5	240	99	22	7	128	162	22	3	187	6	4	116	126	37	5	1	43
8	210	33	0	243	137	12	1	150	49	7	2	58	17	109	1	127	31	5	2	38
9	356	201	9	566	131	68	2	201	332	28	6	366	18	153	55	226	37	25	3	65
10	176	25	15	216	148	12	16	176	139	2	0	141	7	1	95	103	54	0	6	60
11	428	379	0	807	317	38	1	356	366	21	0	387	53	144	125	322	99	13	0	112
12	165	203	5	373	100	33	2	135	212	0	0	212	10	159	22	191	50	34	3	87
13	343	572	20	935	228	47	5	280	273	5	2	280	23	99	39	161	62	8	7	77
14	98	66	33	197	20	54	0	74	89	6	0	95	7	6	22	35	28	11	1	40
15	340	119	22	481	130	71	1	202	442	29	1	472	41	22	361	424	116	22	17	155
16	48	18	0	66	18	0	0	18	23	0	0	23	0	0	0	0	20	0	0	20
17	260	365	0	625	92	153	0	245	504	49	0	553	16	90	203	309	70	29	0	99
18	182	84	1	267	73	17	1	91	280	51	1	332	11	107	4	122	35	7	1	43
19	179	104	1	284	82	27	1	110	116	8	0	124	12	3	203	218	36	6	5	47
20	100	87	9	196	34	7	1	42	87	5	0	92	5	29	183	217	18	4	0	22
21	136	211	4	351	109	16	0	125	219	1	0	220	21	97	103	221	99	12	2	113
22	37	35	1	73	12	1	0	13	36	0	0	36	2	14	1	17	14	1	0	15
23	26	82	2	110	60	2	0	62	42	11	0	53	3	44	0	47	10	5	1	16
24	59	2	29	90	43	2	7	52	73	1	5	79	9	2	109	120	17	0	1	18
25	88	70	3	161	57	15	4	76	67	3	1	71	2	16	5	23	4	4	1	9
<b>State</b>	<b>4,474</b>	<b>3,374</b>	<b>600</b>	<b>8,448</b>	<b>2,641</b>	<b>731</b>	<b>161</b>	<b>3,533</b>	<b>5,030</b>	<b>336</b>	<b>87</b>	<b>5,453</b>	<b>351</b>	<b>1,153</b>	<b>2,950</b>	<b>4,454</b>	<b>1,141</b>	<b>214</b>	<b>115</b>	<b>1,470</b>

Note: Case Investigated Only means the body was not viewed by a medical examiner (ME), although the case was investigated and certified by an ME.

**TABLE Ic Cont.**  
**2019 Workload by Depth of Examination**

District	Suicide				Homicide				Undetermined				Pending				Totals for Year			
	Autopsied	Body Inspected	Case Investigated Only	Total	Autopsied	Body Inspected	Case Investigated Only	Total	Autopsied	Body Inspected	Case Investigated Only	Total	Autopsied	Body Inspected	Case Investigated Only	Total	Autopsied	Body Inspected	Case Investigated Only	Total
1	148	0	1	149	63	0	1	64	13	0	1	14	3	0	0	3	760	29	259	1,048
2	68	0	0	68	38	1	0	39	11	0	1	12	0	0	0	0	345	109	134	588
3	40	0	0	40	13	0	1	14	7	0	0	7	0	0	0	0	189	23	51	263
4	237	3	3	243	169	2	0	171	25	7	1	33	0	0	0	0	1,540	225	290	2,055
5	262	2	7	271	63	0	0	63	45	1	5	51	0	0	0	0	1,101	40	879	2,020
6	293	12	0	305	63	1	0	64	51	3	0	54	0	0	0	0	1,470	499	394	2,363
7	124	5	0	129	29	0	1	30	6	1	0	7	0	0	0	0	575	182	133	890
8	67	1	1	69	18	1	0	19	29	2	0	31	0	0	0	0	558	170	7	735
9	145	2	0	147	123	3	1	127	19	3	0	22	0	0	0	0	1,161	483	76	1,720
10	166	3	2	171	51	0	0	51	5	1	0	6	1	0	0	1	747	44	134	925
11	278	12	0	290	240	2	0	242	12	2	0	14	27	0	0	27	1,820	611	126	2,557
12	166	1	0	167	37	0	0	37	7	1	1	9	0	0	0	0	747	431	33	1,211
13	221	2	0	223	92	2	0	94	24	0	0	24	5	0	0	5	1,271	735	73	2,079
14	65	0	0	65	23	0	0	23	10	0	0	10	1	0	0	1	341	143	56	540
15	156	85	0	241	100	1	0	101	25	2	0	27	0	0	0	0	1,350	351	402	2,103
16	23	0	0	23	2	0	0	2	2	0	0	2	0	0	0	0	136	18	0	154
17	76	167	0	243	129	0	0	129	60	11	0	71	0	0	0	0	1,207	864	203	2,274
18	140	8	0	148	37	0	0	37	12	0	1	13	0	0	0	0	770	274	9	1,053
19	125	4	0	129	41	1	1	43	13	1	0	14	0	0	0	0	604	154	211	969
20	51	1	0	52	11	0	0	11	3	1	0	4	0	0	0	0	309	134	193	636
21	138	0	1	139	40	0	0	40	9	1	0	10	2	0	0	2	773	338	110	1,221
22	45	0	0	45	2	0	0	2	3	0	0	3	0	0	0	0	151	51	2	204
23	79	5	0	84	13	0	0	13	3	0	0	3	0	0	0	0	236	149	3	388
24	57	0	1	58	7	0	0	7	12	0	2	14	0	0	0	0	277	7	154	438
25	52	2	0	54	20	0	0	20	4	0	1	5	0	0	0	0	294	110	15	419
<b>State</b>	<b>3,222</b>	<b>315</b>	<b>16</b>	<b>3,553</b>	<b>1,424</b>	<b>14</b>	<b>5</b>	<b>1,443</b>	<b>410</b>	<b>37</b>	<b>13</b>	<b>460</b>	<b>39</b>	<b>0</b>	<b>0</b>	<b>39</b>	<b>18,732</b>	<b>6,174</b>	<b>3,947</b>	<b>28,853</b>

TABLE II 2019 Cases Accepted by Medical Examiners Related to District Population					
Rank	District	Autopsies and Other Investigations	Rank	District	Cremation Approvals
1	16	2.021	1	22	13.082
2	14	1.882	2	5	11.324
3	8	1.843	3	7	10.452
4	18	1.771	4	6	10.352
5	5	1.708	5	12	10.126
6	20	1.688	6	19	9.275
7	7	1.652	7	18	8.534
8	4	1.617	8	21	8.024
9	6	1.570	9	20	8.004
10	21	1.549	10	10	7.806
11	3	1.501	11	8	7.768
12	19	1.458	12	23	6.819
13	15	1.452	13	1	6.707
14	13	1.439	14	4	6.655
15	12	1.425	15	14	6.171
16	1	1.358	16	15	5.789
17	2	1.355	17	3	5.754
18	9	1.241	18	16	5.590
19	17	1.185	19	24	5.465
20	25	1.131	20	9	5.226
21	10	1.126	21	13	5.043
22	22	1.122	22	17	5.026
23	24	0.928	23	25	4.431
24	11	0.909	24	2	4.304
25	23	0.885	25	11	3.633

TABLE III 2019 Autopsies Related to Total Deaths, Population, and Violent Deaths								
Rank	District	Autopsies/ Total Deaths	Rank	District	Autopsies/ Population	Rank	District	Autopsies/ Violent Deaths
1	16	0.273	1	16	1.784	1	16	1.545
2	25	0.129	2	8	1.399	2	22	1.153
3	8	0.124	3	18	1.295	3	25	1.140
4	4	0.120	4	4	1.212	4	8	1.134
5	9	0.116	5	14	1.189	5	13	1.111
6	3	0.114	6	3	1.079	6	10	1.054
7	14	0.111	7	7	1.067	7	11	1.040
8	13	0.106	8	1	0.985	8	3	1.033
9	18	0.102	9	21	0.980	9	4	1.020
10	21	0.099	10	6	0.977	10	9	1.006
11	2	0.094	11	15	0.932	11	1	0.999
12	1	0.090	12	5	0.931	12	14	0.994
13	15	0.088	13	10	0.909	13	18	0.980
14	11	0.087	14	19	0.909	14	2	0.898
15	20	0.087	15	13	0.880	15	12	0.891
16	10	0.085	16	12	0.879	16	21	0.889
17	17	0.079	17	9	0.838	17	7	0.885
18	24	0.078	18	22	0.831	18	19	0.882
19	19	0.078	19	20	0.820	19	23	0.849
20	7	0.078	20	2	0.795	20	15	0.832
21	6	0.077	21	25	0.793	21	6	0.831
22	12	0.071	22	11	0.647	22	24	0.796
23	5	0.066	23	17	0.629	23	17	0.732
24	23	0.061	24	24	0.587	24	5	0.704
25	22	0.053	25	23	0.538	25	20	0.702



**TABLE IV**  
**2019 Percent of Medical Examiner Cases Autopsied**

District	Natural	Accident: Motor Vehicle	Accident: Drug Intoxication	Accident: Fall	Accident: Other	Suicide	Homicide	Undetermined
1	49.5%	84.0%	97.7%	7.4%	88.4%	99.3%	98.4%	92.9%
2	40.2%	72.5%	79.7%	3.3%	57.4%	100.0%	97.4%	91.7%
3	50.0%	98.0%	90.9%	9.7%	90.0%	100.0%	92.9%	100.0%
4	72.3%	70.7%	90.6%	7.1%	73.6%	97.5%	98.8%	75.8%
5	47.9%	79.7%	88.5%	6.1%	72.4%	96.7%	100.0%	88.2%
6	42.8%	66.1%	91.3%	5.3%	88.2%	96.1%	98.4%	94.4%
7	46.7%	77.3%	86.6%	4.8%	86.0%	96.1%	96.7%	85.7%
8	86.4%	91.3%	84.5%	13.4%	81.6%	97.1%	94.7%	93.5%
9	62.9%	65.2%	90.7%	8.0%	56.9%	98.6%	96.9%	86.4%
10	81.5%	84.1%	98.6%	6.8%	90.0%	97.1%	100.0%	83.3%
11	53.0%	89.0%	94.6%	16.5%	88.4%	95.9%	99.2%	85.7%
12	44.2%	74.1%	100.0%	5.2%	57.5%	99.4%	100.0%	77.8%
13	36.7%	81.4%	97.5%	14.3%	80.5%	99.1%	97.9%	100.0%
14	49.7%	27.0%	93.7%	20.0%	70.0%	100.0%	100.0%	100.0%
15	70.7%	64.4%	93.6%	9.7%	74.8%	64.7%	99.0%	92.6%
16	72.7%	100.0%	100.0%	100.0%	100.0%	100.0%	100.0%	100.0%
17	41.6%	37.6%	91.1%	5.2%	70.7%	31.3%	100.0%	84.5%
18	68.2%	80.2%	84.3%	9.0%	81.4%	94.6%	100.0%	92.3%
19	63.0%	74.5%	93.5%	5.5%	76.6%	96.9%	95.3%	92.9%
20	51.0%	81.0%	94.6%	2.3%	81.8%	98.1%	100.0%	75.0%
21	38.7%	87.2%	99.5%	9.5%	87.6%	99.3%	100.0%	90.0%
22	50.7%	92.3%	100.0%	11.8%	93.3%	100.0%	100.0%	100.0%
23	23.6%	96.8%	79.2%	6.4%	62.5%	94.0%	100.0%	100.0%
24	65.6%	82.7%	92.4%	7.5%	94.4%	98.3%	100.0%	85.7%
25	54.7%	75.0%	94.4%	8.7%	44.4%	96.3%	100.0%	80.0%
<b>State</b>	<b>53.0%</b>	<b>74.8%</b>	<b>92.2%</b>	<b>7.9%</b>	<b>77.6%</b>	<b>90.7%</b>	<b>98.7%</b>	<b>89.1%</b>

**TABLE V**  
**2019 Ranking of Violent Death Rates**  
**(Per 1000 Population)**

Ranking	Dist	Mot Veh Acc/ Population	Dist	Drug Intox Acc/ Population	Dist	Fall Acc/ Population	Dist	Other Acc/ Population	Dist	Homicides/ Population	Dist	Suicides/ Population	Dist	Total Violent/ Population
1	8	0.376	18	0.558	20	0.576	16	0.262	4	0.135	16	0.302	18	1.322
2	3	0.280	4	0.412	5	0.512	21	0.143	9	0.092	18	0.249	5	1.322
3	14	0.258	6	0.411	19	0.328	2	0.141	2	0.090	22	0.248	8	1.234
4	7	0.238	7	0.347	8	0.318	14	0.139	11	0.086	7	0.239	7	1.206
5	16	0.236	14	0.331	15	0.293	3	0.114	1	0.083	5	0.229	14	1.196
6	10	0.214	15	0.326	21	0.280	1	0.111	14	0.080	3	0.228	4	1.188
7	1	0.211	16	0.302	6	0.276	15	0.107	3	0.080	14	0.227	6	1.175
8	25	0.205	17	0.288	24	0.254	12	0.102	15	0.070	10	0.208	20	1.168
9	13	0.194	21	0.279	7	0.234	8	0.095	17	0.067	6	0.203	16	1.155
10	5	0.192	9	0.264	12	0.225	22	0.083	13	0.065	12	0.197	15	1.120
11	4	0.190	12	0.249	18	0.205	7	0.080	19	0.065	19	0.194	21	1.104
12	2	0.184	20	0.244	4	0.177	10	0.073	18	0.062	1	0.193	3	1.045
13	19	0.165	5	0.228	3	0.177	18	0.072	10	0.062	23	0.192	19	1.031
14	12	0.159	1	0.225	9	0.163	19	0.071	7	0.056	4	0.191	12	0.986
15	21	0.159	22	0.198	17	0.161	5	0.064	25	0.054	21	0.176	1	0.986
16	6	0.157	13	0.194	1	0.140	20	0.058	5	0.053	8	0.173	2	0.885
17	18	0.153	25	0.192	2	0.138	4	0.057	21	0.051	15	0.166	10	0.863
18	9	0.145	19	0.187	10	0.125	13	0.053	8	0.048	2	0.157	17	0.859
19	23	0.141	10	0.172	14	0.122	17	0.052	12	0.044	13	0.154	9	0.833
20	15	0.140	24	0.167	11	0.115	6	0.050	6	0.043	25	0.146	13	0.792
21	17	0.128	2	0.147	13	0.111	9	0.047	23	0.030	20	0.138	24	0.738
22	11	0.127	8	0.145	23	0.107	11	0.040	20	0.029	17	0.127	22	0.721
23	20	0.111	11	0.138	22	0.094	24	0.038	16	0.026	24	0.123	25	0.696
24	24	0.110	3	0.126	25	0.062	23	0.037	24	0.015	9	0.106	23	0.634
25	22	0.072	23	0.121	16	0.000	25	0.024	22	0.011	11	0.103	11	0.622

<b>TABLE VI</b> <b>2019 Ranking of Districts</b> <b>by Number of Violent Deaths</b>			
<b>Rank</b>	<b>Violent Deaths</b>	<b>District</b>	<b>Geographical Area of Florida with Population Ranking (#)</b>
1	1,769	6	St. Petersburg (#3)
2	1,750	11	Miami (#1)
3	1,649	17	Ft. Lauderdale (#2)
4	1,622	15	Palm Beach (#4)
5	1,563	5	Leesburg (#8)
6	1,510	4	Jacksonville (#7)
7	1,154	9	Orlando (#6)
8	1,144	13	Tampa (#5)
9	870	21	Ft. Myers (#11)
10	838	12	Sarasota (#9)
11	786	18	Melbourne (#14)
12	761	1	Pensacola (#12)
13	709	10	Lakeland (#10)
14	685	19	Ft. Pierce (#13)
15	650	7	Daytona Beach (#15)
16	492	8	Gainesville (#19)
17	440	20	Naples (#20)
18	384	2	Tallahassee (#18)
19	348	24	Sanford (#16)
20	343	14	Panama City (#22)
21	278	23	St. Augustine (#17)
22	258	25	Kissimmee (#21)
23	183	3	Live Oak (#24)
24	131	22	Port Charlotte (#23)
25	88	16	Florida Keys (#25)
<b>State</b>	<b>20,405</b>		

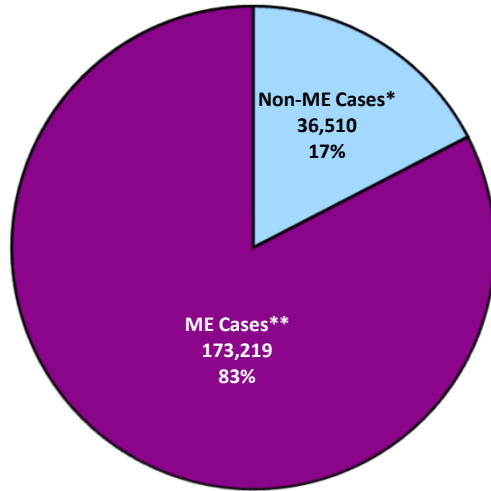
<b>TABLE VII</b> <b>2019 District Death Rates</b> <b>as Related to Autopsy Rates</b>		
<b>Dist</b>	<b>Deaths/Population</b>	<b>Autopsies/Population</b>
1	1.10%	0.098%
2	0.85%	0.079%
3	0.95%	0.108%
4	1.01%	0.121%
5	1.42%	0.093%
6	1.27%	0.098%
7	1.37%	0.107%
8	1.13%	0.140%
9	0.72%	0.084%
10	1.07%	0.091%
11	0.74%	0.065%
12	1.24%	0.088%
13	0.83%	0.088%
14	1.07%	0.119%
15	1.06%	0.093%
16	0.65%	0.178%
17	0.79%	0.063%
18	1.26%	0.130%
19	1.17%	0.091%
20	0.94%	0.082%
21	0.99%	0.098%
22	1.55%	0.083%
23	0.88%	0.054%
24	0.75%	0.059%
25	0.62%	0.079%
<b>State</b>	<b>0.99%</b>	<b>0.088%</b>

**TABLE VIII**  
**Fifteen Year Comparison of Violent Death Rates**

Dist	2005	2006	2007	2008	2009	2010	2011	2012	2013	2014	2015	2016	2017	2018	2019
1	0.867	0.831	0.811	0.805	0.807	0.765	0.788	0.742	0.711	0.821	0.862	0.858	0.909	0.984	0.986
2	0.736	0.640	0.634	0.625	0.624	0.688	0.708	0.745	0.644	0.576	0.611	0.736	0.791	0.798	0.885
3	0.981	0.910	0.990	0.975	0.975	0.956	1.030	0.815	0.820	0.714	0.956	0.848	0.879	1.025	1.045
4	0.802	0.792	0.842	0.835	0.837	0.739	0.775	0.900	0.874	0.879	0.930	1.224	1.292	1.092	1.188
5	0.792	0.782	0.699	0.690	0.685	0.904	0.937	1.007	0.994	1.024	1.145	1.253	1.291	1.340	1.322
6	0.825	0.893	0.909	0.910	0.914	1.014	0.981	0.933	0.897	0.973	0.987	1.082	1.068	1.109	1.175
7	0.867	0.810	0.823	0.818	0.824	1.019	0.943	0.867	0.853	0.817	0.917	0.984	1.141	1.228	1.206
8	1.072	1.049	1.170	1.151	1.141	1.130	1.167	1.153	1.095	0.979	1.109	1.159	1.231	1.322	1.234
9	0.730	0.721	0.702	0.693	0.697	0.645	0.673	0.656	0.642	0.705	0.730	0.815	0.815	0.873	0.833
10	0.569	0.764	0.663	0.657	0.658	0.701	0.663	0.643	0.697	0.711	0.668	0.778	0.800	0.812	0.863
11	0.608	0.621	0.611	0.607	0.608	0.539	0.534	0.536	0.524	0.562	0.594	0.674	0.608	0.601	0.622
12	0.763	0.753	0.746	0.737	0.741	0.741	0.780	0.804	0.781	0.842	1.083	1.118	1.071	0.956	0.986
13	0.864	0.908	0.908	0.902	0.905	0.902	0.860	0.799	0.777	0.747	0.837	0.877	0.793	0.849	0.792
14	0.845	0.927	0.937	0.920	0.919	0.715	0.775	0.743	0.722	0.888	1.012	1.008	1.027	1.089	1.196
15	0.792	0.833	0.904	0.904	0.910	0.723	0.646	0.687	0.750	0.761	0.939	1.176	1.213	1.068	1.120
16	1.226	1.180	1.279	1.328	1.296	1.272	1.390	1.111	1.167	0.979	1.267	1.183	1.392	1.339	1.155
17	0.693	0.666	0.675	0.677	0.683	0.664	0.622	0.646	0.651	0.668	0.745	0.928	0.939	0.838	0.859
18	1.002	0.981	0.880	0.874	0.875	0.854	0.895	0.920	0.925	0.954	1.008	1.188	1.288	1.256	1.322
19	0.827	0.835	0.764	0.754	0.759	0.809	0.805	0.896	0.938	0.847	0.911	1.054	1.044	1.108	1.031
20	0.941	0.946	0.872	0.874	0.874	0.930	0.877	0.843	0.970	1.025	0.983	1.059	1.105	1.135	1.168
21	1.113	1.047	0.993	0.979	0.991	0.887	0.923	0.865	0.765	0.909	1.067	1.047	1.199	1.123	1.104
22	0.669	0.605	0.620	0.615	0.616	0.575	0.611	0.502	0.507	0.552	0.616	0.722	0.660	0.601	0.721
23	0.649	0.624	0.663	0.645	0.643	0.658	0.609	0.532	0.520	0.589	0.539	0.603	0.691	0.730	0.634
24	0.335	0.081	0.409	0.408	0.411	0.435	0.447	0.376	0.428	0.403	0.479	0.666	0.684	0.733	0.738
25												0.654	0.818	0.780	0.696
<b>State</b>	<b>0.772</b>	<b>0.773</b>	<b>0.775</b>	<b>0.770</b>	<b>0.766</b>	<b>0.772</b>	<b>0.753</b>	<b>0.751</b>	<b>0.744</b>	<b>0.770</b>	<b>0.842</b>	<b>0.949</b>	<b>0.965</b>	<b>0.950</b>	<b>0.962</b>

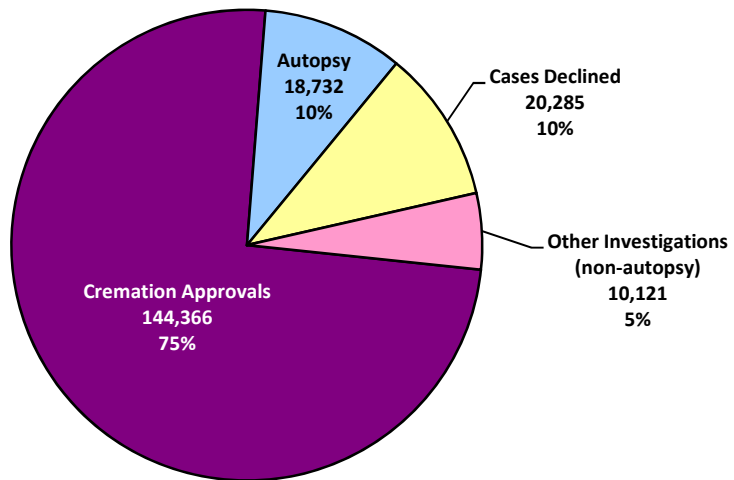
Note: Prior to 2016, District 9 included Orange & Osceola counties. Both counties enacted Home Rule authority in 2016 and District 9 was split into two districts, with Orange County staying District 9 and Osceola County becoming District 25.

**Chart Ia**  
**2019 Medical Examiner Jurisdiction**  
**Total Florida Deaths: 209,729**

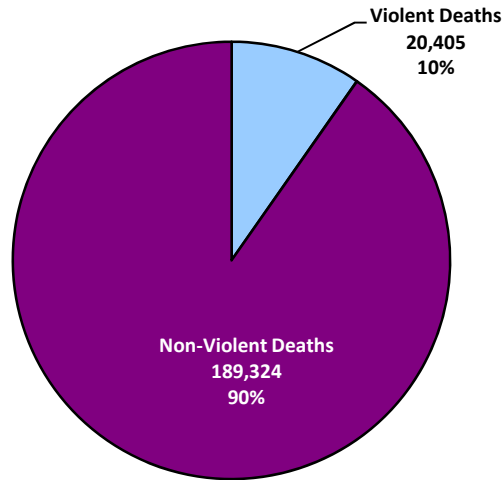


\* Includes 20,285 Cases Reviewed but Jurisdiction Declined  
 \*\* Includes Cases Accepted and Cremation Approvals

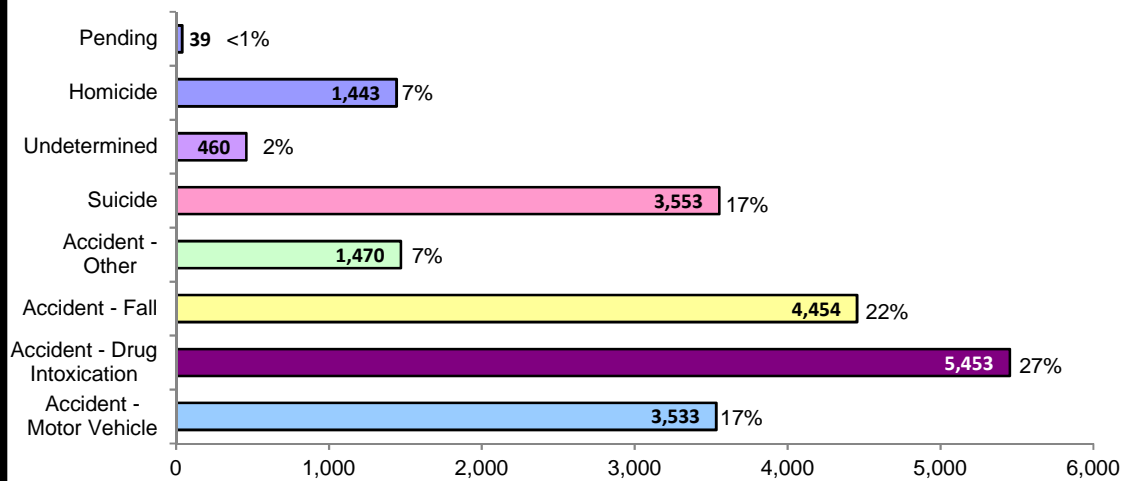
**Chart Ib**  
**2019 Medical Examiner Workload**  
**Total Deaths Reviewed: 193,504**



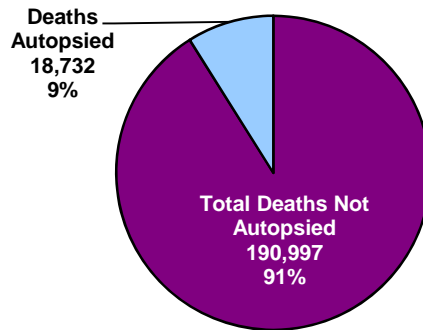
**Chart IIa**  
**2019 Violent vs. Non-Violent Deaths**  
**Total Florida Deaths: 209,729**



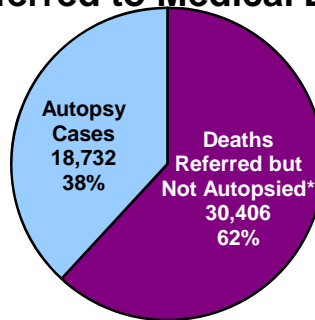
**Chart IIb**  
**2019 Violent Death Workload**  
**Total Violent Deaths: 20,405**



**Chart IIIa**  
**2019 Autopsy Workload**  
**Total Florida Deaths: 209,729**

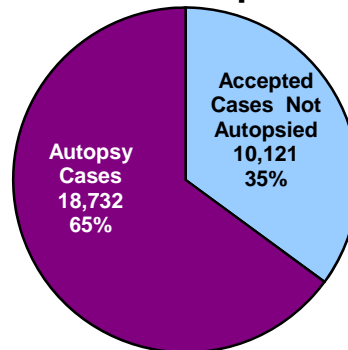


**Chart IIIb**  
**2019 Autopsy Workload as Percent of**  
**Deaths Referred to Medical Examiners**

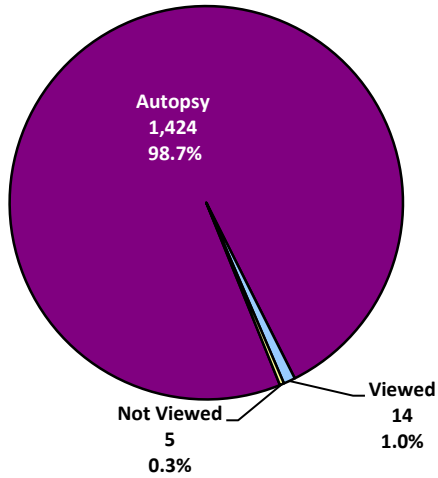


Total Deaths Referred: 49,138 (\*excludes cremations)

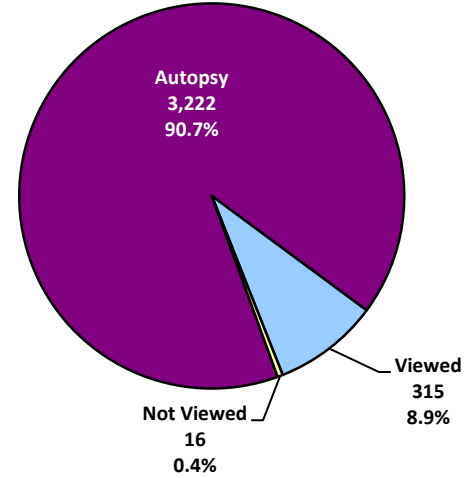
**Chart IIIc**  
**2019 Autopsy Workload as**  
**Percent of Deaths Accepted**  
**Total Deaths Accepted: 28,853**



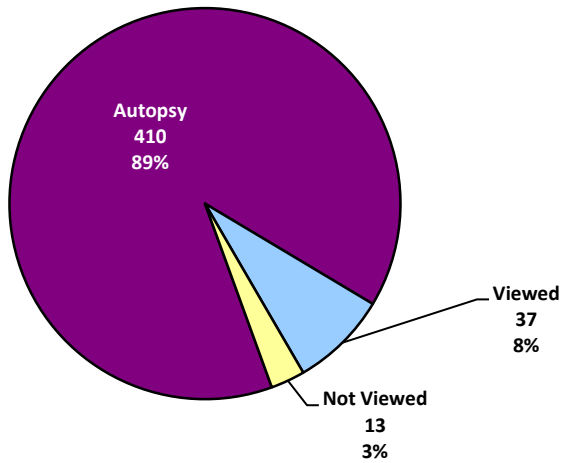
**Chart IVa**  
2019 Workload by Depth of Examinations -  
Homicide



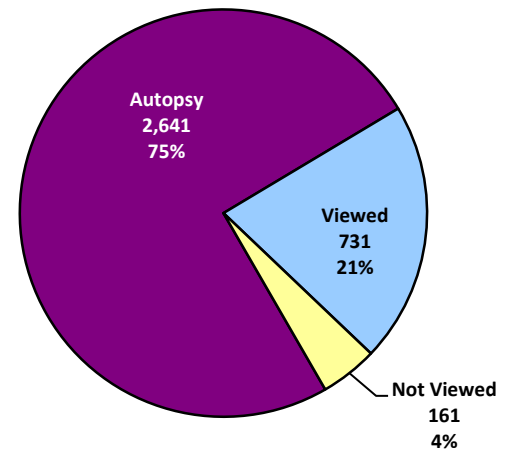
**Chart IVb**  
2019 Workload by Depth of Examinations -  
Suicide



**Chart IVc**  
2019 Workload by Depth of Examinations -  
Undetermined

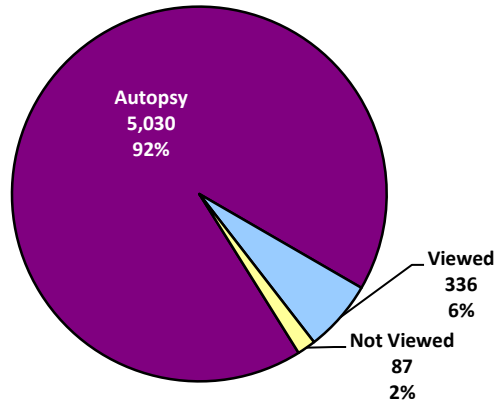


**Chart IVd**  
2019 Workload by Depth of Examinations -  
Accident: Motor Vehicle

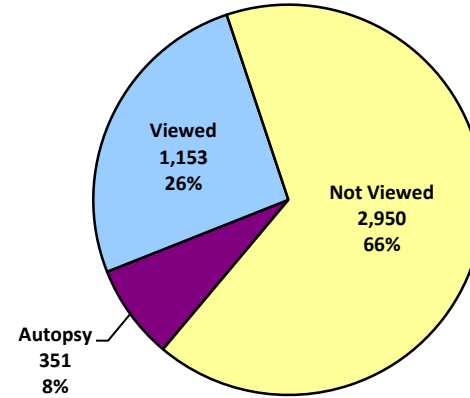




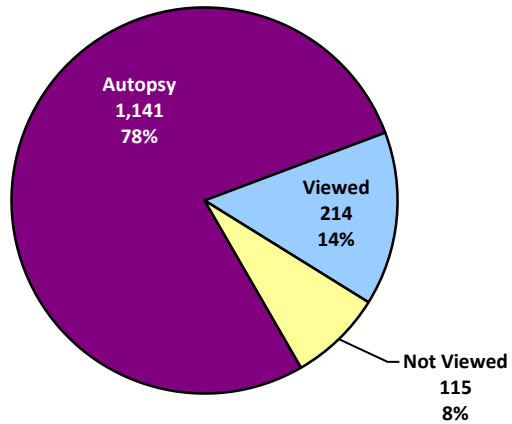
**Chart IVe**  
**2019 Workload by Depth of Examinations -**  
**Accident: Drug Intoxication**



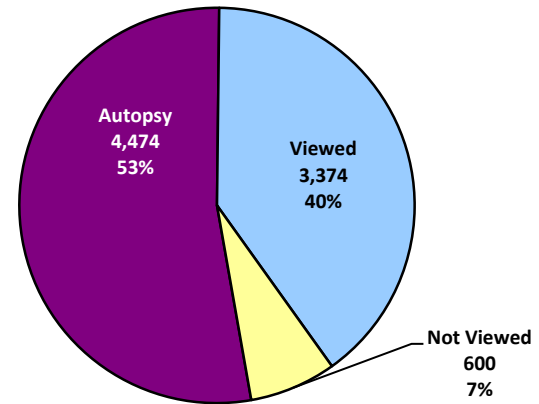
**Chart IVf**  
**2019 Workload by Depth of Examinations -**  
**Accident: Fall**



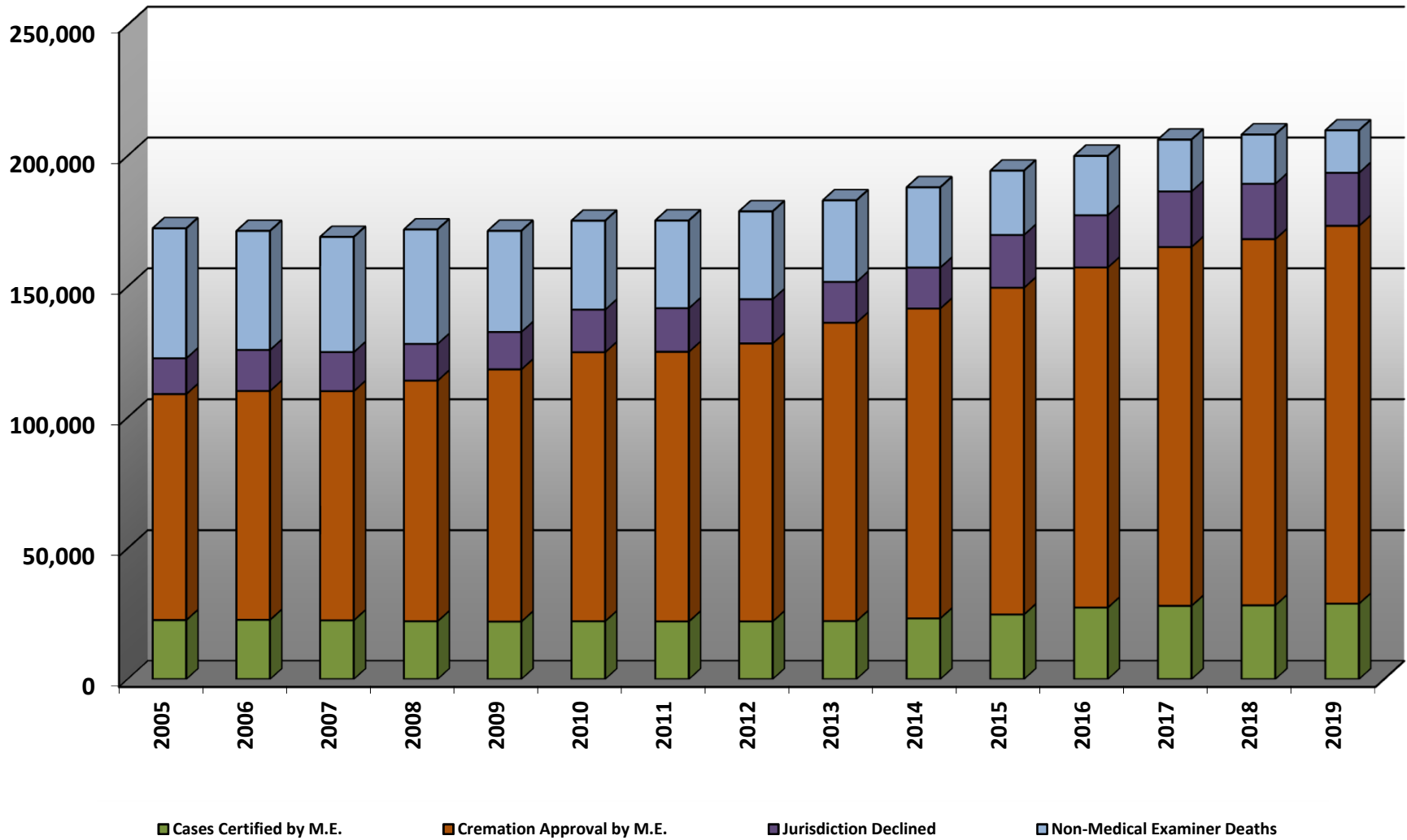
**Chart IVg**  
**2019 Workload by Depth of Examinations -**  
**Accident: Other (Non-motor vehicle)**



**Chart IVh**  
**2019 Workload by Depth of Examinations -**  
**Natural**



**CHART V**  
**Historical Workload**  
**Medical Examiner Cases**  
**2005 - 2019**



# MEDICAL EXAMINERS COMMISSION

**Stephen J. Nelson, M.A., M.D., F.C.A.P.**  
**Chairman**

District 10 Medical Examiner  
1021 Jim Keene Boulevard  
Winter Haven, Florida 33880  
(863) 298-4600  
*email: StephenNelson@polk-county.net*  
First Term: 2/13/2014-7/1/2016  
Second Term: 08/29/2018-07/01/2020

**Barbara C. Wolf, M.D.**

District 5 Medical Examiner  
809 Pine Street  
Leesburg, Florida 34748  
(352) 326-5961  
*email: barbara.wolf@marioncountyfl.org*  
First Term: 8/7/2015-7/1/2019

**Honorable J. Harrell Reid**

Sheriff, Hamilton County  
Post Office Drawer A  
Jasper, Florida 32052  
(386) 792-2004  
*email: reidh@flejn.net*  
First Term: 11/14/2017-8/21/2021

**Robin Giddens Sheppard, L.F.D.**

Funeral Director/Vice President  
Hardage-Giddens Funeral Homes  
4801 San Jose Boulevard  
Jacksonville, Florida 32207  
(904) 737-7171  
*email: Robin.Sheppard@dignitymemorial.com*  
First Term: 8/15/2013-7/1/2016  
Second Term: 08/29/2018-07/01/2020

**Mr. Kenneth T. Jones**

State Registrar  
Florida Department of Health  
Bureau of Vital Statistics  
Post Office Box 210  
Jacksonville, Florida 32231  
(904) 359-6900 ext. 1001  
*email: Ken.Jones@flhealth.gov*  
Term: Not Applicable

**Honorable Charlie Cofer, J.D.**

Public Defender, 4th Judicial Circuit  
407 N. Laura Street  
Jacksonville, Florida 32202  
(904) 255-4673  
*email: ccofer@pd4.coj.net*  
First Term: 08/29/2018-07/01/2021

**Wesley Heidt, J.D.**

Office of the Attorney General  
Bureau Chief, Criminal Appeals  
444 Seabreeze Boulevard, Suite 500  
Daytona Beach, Florida 32118  
(386) 238-4990  
*email: wesley.heidt@myfloridalegal.com*  
Term: Not Applicable

**Vacant**

State Attorney

**Honorable Carol Whitmore**

Manatee County Commission  
Board of County Commissioners  
Post Office Box 1000  
Bradenton, Florida 34206-1000  
(941) 745-3704  
*email: carol.whitmore@mymanatee.org*  
First Term: 8/15/2013-7/1/2017  
Second Term: 08/29/2018-07/01/2021

## STAFF

Medical Examiners Commission  
Florida Department of Law Enforcement  
Post Office Box 1489  
Tallahassee, Florida 32302  
(850) 410-8600

Chief of Policy and Special Programs Vickie Koenig  
(850) 410-8600  
[vickiekoenig@fdle.state.fl.us](mailto:vickiekoenig@fdle.state.fl.us)

Government Analyst II Megan Neel  
(850) 410-8664  
[meganneel@fdle.state.fl.us](mailto:meganneel@fdle.state.fl.us)

Government Analyst II Chad Lucas  
(850) 410-8609  
[stevenchadlucas@fdle.state.fl.us](mailto:stevenchadlucas@fdle.state.fl.us)

Deputy General Counsel James Martin, J.D.  
(850) 410-7676  
[jamesmartin@fdle.state.fl.us](mailto:jamesmartin@fdle.state.fl.us)

# FLORIDA DISTRICT MEDICAL EXAMINERS

## District 1

**Tim Gallagher, M.D., M.H.S.A.**  
Interim Medical Examiner  
5151 North 9th Avenue  
Pensacola, Florida 32504  
Director of Operations Jeff Martin  
(850) 416-7200  
FAX: (850) 416-6475  
e-mail: [jmartin@fldme.com](mailto:jmartin@fldme.com)

## District 2

**David T. Stewart, M.D.**  
560 Leonard Gray Way  
Tallahassee, Florida 32304  
Operations Manager Tiffany Poston  
(850) 606-6600  
FAX: (850) 606-6601  
e-mail: [Info@Dist2ME.org](mailto:Info@Dist2ME.org)

## District 3

Dixie Co.  
ME Services Provided by District 8  
Lafayette, Madison & Suwannee Co.  
ME Services Provided by District 2  
Columbia & Hamilton Co.  
ME Services Provided by District 4

## District 4

**B. Robert Pietak, M.D.**  
Interim Medical Examiner  
2100 Jefferson Street  
Jacksonville, Florida 32206  
Director of Operations Tim Crutchfield  
(904) 255-4000  
FAX: (904) 630-0964  
e-mail: [tcrutchfield@coj.net](mailto:tcrutchfield@coj.net)

## District 5

**Barbara C. Wolf, M.D.**  
809 Pine Street  
Leesburg, Florida 34748  
Director of Operations Lindsey Bayer  
(352) 326-5961  
FAX: (352) 365-6438  
e-mail: [Lindsey.Bayer@marioncountyfl.org](mailto:Lindsey.Bayer@marioncountyfl.org)

## District 6

**Jon R. Thogmartin, M.D.**  
10900 Ulmerton Road  
Largo, Florida 33778  
Chief Investigator Damon Breton  
(727) 582-6800  
FAX: (727) 582-6820  
e-mail: [dbreton@co.pinellas.fl.us](mailto:dbreton@co.pinellas.fl.us)

## District 7 (Home Rule)

**James W. Fulcher, M.D.**  
1360 Indian Lake Road  
Daytona Beach, FL 32124-1001  
Director of Operations Karla Orozco  
(386) 258-4060  
FAX: (386) 258-4061  
e-mail: [korozco@volusia.org](mailto:korozco@volusia.org)

## District 8

**William F. Hamilton, M.D.**  
3217 SW 47th Avenue  
Gainesville, Florida 32608  
Operations Manager Ricardo Camacho  
(352) 627-2217  
FAX: (352) 265-9902  
e-mail: [ricardocamacho@ufl.edu](mailto:ricardocamacho@ufl.edu)

## District 9 (Home Rule)

**Joshua D. Stephany, M.D.**  
2350 East Michigan Street  
Orlando, Florida 32806  
Program Manager Sheri Blanton  
(407) 836-9400  
FAX: (407) 836-9450  
e-mail: [Sheri.Blanton@ocfl.net](mailto:Sheri.Blanton@ocfl.net)

## District 10

**Stephen J. Nelson, M.A., M.D., F.C.A.P.**  
1021 Jim Keene Boulevard  
Winter Haven, Florida 33880  
Office Manager Sheli Wilson  
(863) 298-4600  
FAX: (863) 298-5264  
e-mail: [StephenNelson@polk-county.net](mailto:StephenNelson@polk-county.net)

## District 11 (Home Rule)

**Emma O. Lew, M.D.**  
Number One on Bob Hope Road  
Miami, Florida 33136-1133  
Director of Operations Darren Caprara  
(305) 545-2400  
FAX: (305) 545-2412  
e-mail: [eol@miamidade.gov](mailto:eol@miamidade.gov)

## District 12

**Russell S. Vega, M.D.**  
2001 Siesta Drive, Suite 302  
Sarasota, Florida 34239  
Director of Operations David Winterhalter  
(941) 361-6909  
FAX: (941) 361-6914  
email: [rvega@fldist12me.com](mailto:rvega@fldist12me.com)

## District 13 (Home Rule)

**Kelly G. Devers, M.D.**  
11025 North 46th Street  
Tampa, Florida 33617  
Manager of Operations Harrison Cowan  
(813) 914-4500  
FAX: (813) 914-4594  
email: [DeversK@hillsboroughcounty.org](mailto:DeversK@hillsboroughcounty.org)

## District 14

**Jay Radtke, M.D.**  
3737 Frankford Avenue  
Panama City, Florida 32405  
Director of Operations Whit Majors  
(850) 747-5740  
FAX: (850) 747-5745  
e-mail: [wmajors@baycountyfl.gov](mailto:wmajors@baycountyfl.gov)

## District 15 (Home Rule)

**Wendolyn Sneed, M.D.**  
3126 Gun Club Road  
West Palm Beach, Florida 33406  
Forensic Supervisor Heron Ruiz  
(561) 688-4575  
FAX: (561) 688-4588  
e-mail: [wsneed@pbcgov.org](mailto:wsneed@pbcgov.org)

## District 16

**Michael Steckbauer, M.D.**  
Interim Medical Examiner  
56639 Overseas Hwy  
Marathon, Florida 33050  
(305) 743-9011  
FAX: (305) 743-9013  
e-mail: [meo@monroecounty-fl.gov](mailto:meo@monroecounty-fl.gov)

## District 17 (Home Rule)

**Craig Mallak, M.D.**  
5301 S.W. 31st Avenue  
Ft. Lauderdale, Florida 33312  
Division Admin Assistant Heather Galvez  
(954) 357-5200  
FAX: (954) 327-6580  
e-mail: [cmallak@broward.org](mailto:cmallak@broward.org)

## District 18

**Sajid S. Qaiser, M.D.**  
1750 Cedar Street  
Rockledge, Florida 32955  
Lead Investigator Craig Engelson  
(321) 633-1981  
FAX: (321) 633-1986  
e-mail: [sajid.qaiser@brevardcounty.us](mailto:sajid.qaiser@brevardcounty.us)

## District 19

**Patricia A. Aronica, M.D.**  
Interim Medical Examiner  
2500 South 35th Street  
Ft. Pierce, Florida 34981  
Operations Manager Christine Canard  
(772) 464-7378  
FAX: (772) 464-2409  
e-mail: [canardc@stlucieco.org](mailto:canardc@stlucieco.org)

## District 20

**Marta U. Coburn, M.D.**  
3838 Domestic Avenue  
Naples, Florida 34104  
Office Manager Elizabeth Alfonso Nunez  
(239) 434-5020  
FAX: (239) 434-5027  
e-mail: [naplesme@d20me.net](mailto:naplesme@d20me.net)

## District 21

**Rebecca A. Hamilton, M.D.**  
70 South Danley Drive  
Ft. Myers, Florida 33907  
Operations Manager Patti Wheaton  
(239) 533-6339  
FAX: (239) 277-5017  
e-mail: [pwheaton@leegov.com](mailto:pwheaton@leegov.com)

## District 22

**Riazul H. Imami, M.D., Ph.D.**  
18130 Paulson Drive  
Pt. Charlotte, Florida 33954  
Director of Operations Penny Fulton  
(941) 625-1111  
FAX: (941) 627-0995  
e-mail: [medex22@embarqmail.com](mailto:medex22@embarqmail.com)

## District 23

**Predrag Bulic, M.D.**  
4501 Avenue A  
St. Augustine, Florida 32095  
Forensic Operations Coordinator Kelly Boulos  
(904) 209-0820  
FAX: (800) 255-8617  
e-mail: [kboulos@sjcfl.us](mailto:kboulos@sjcfl.us)

## District 24

**Barbara C. Wolf, M.D.**  
ME Services Provided by District 5

## District 25 (Home Rule)

**Joshua D. Stephany, M.D.**  
ME Services Provided by District 9

## FLORIDA ASSOCIATE MEDICAL EXAMINERS

### District 1

Tim J. Gallagher, M.D., M.H.S.A.  
Ami Murphy, D.O.  
(Noel Agudo, M.D.)  
(Wilson A. Broussard, M.D.)  
(Predrag Bulic, M.D.)  
(Thomas Coyne, M.D.)  
(Lisa Flannagan, M.D.)  
(Kailee Imperatore, M.D.)  
(Wayne Kurz, M.D.)  
(Aurelian Nicolaescu, M.D.)  
(Shanedelle Norford, M.D.)  
(Deanna A. Oleske, M.D.)  
(Noel A. Palma, M.D.)  
(Jay M. Radtke, M.D.)

### District 2

Anthony J. Clark, M.D.  
Lisa M. Flannagan, M.D.  
Jerry L. Harris, M.D.  
Stephen L. Sgan, M.D.

### District 3

Dixie Co.  
ME Services Provided by District 8  
Lafayette, Madison, & Suwannee Co.  
ME Services Provided by District 2  
Columbia & Hamilton Co.  
ME Services Provided by District 4

### District 4

Robert Buchsbaum, M.D., J.D.  
Peter Gillespie, M.D.  
Brittany L. Glad, D.O.  
Aurelian Nicolaescu, M.D.  
Robert R. Pfalzgraf, M.D.  
(Leszek Chrostowski, M.D.)  
(William F. Hamilton, M.D.)  
(Deanna A. Oleske, M.D.)  
(Valerie J. Rao, M.D.)  
(Wendy A. Stroh, D.O.)  
(Barbara C. Wolf, M.D.)

### District 5

Tracey S. Corey, M.D.  
Heather M. Gage, M.D.  
Tera A. Jones, M.D.  
Wendy A. Lavezzi, M.D.  
(James W. Fulcher, M.D.)  
(William F. Hamilton, M.D.)  
(Susan S. Ignacio, M.D.)  
(Wayne D. Kurz, M.D.)  
(Aurelian Nicolaescu, M.D.)  
(Noel A. Palma, M.D.)  
(Joshua D. Stephany, M.D.)  
(Wendy A. Stroh, D.O.)  
(Jon Thogmartin, M.D.)  
(Gary L. Utz, M.D.)  
(Christopher I. Wilson, M.D.)

### District 6

Noel R. Agudo, M.D.  
Susan S. Ignacio, M.D.  
Kailee Imperatore, M.D.  
Wayne D. Kurz, M.D.  
Noel A. Palma, M.D.  
Christopher I. Wilson, M.D.  
(Wilson A. Broussard, M.D.)  
(Tracey S. Corey, M.D.)  
(Thomas M. Coyne, M.D., Ph.D.)  
(Rebecca A. Hamilton, M.D.)  
(Tera A. Jones, M.D.)  
(Wendy A. Lavezzi, M.D.)  
(Rebecca MacDougall, M.D.)  
(Stephen J. Nelson, M.D.)  
(Shanedelle Norford, M.D.)  
(Mark J. Shuman, M.D.)  
(Phoutthasone Thirakul, M.D.)  
(Suzanne R. Utley-Bobak, M.D.)  
(Russell S. Vega, M.D.)  
(Vera V. Volnikh, M.D.)  
(Barbara C. Wolf, M.D.)

### District 7

Cassie Boggs, M.D.  
Mary G. Ripple, M.D.  
(Noel R. Agudo, M.D.)  
(Barbara A. Chaitin, M.D.)  
(Marcela Chiste, M.D.)  
(Susan S. Ignacio, M.D.)  
(Kailee Imperatore, M.D.)  
(Wayne D. Kurz, M.D.)  
(Rebecca MacDougall, M.D.)  
(Shanedelle S. Norford, M.D.)  
(Noel A. Palma, M.D.)  
(Jon R. Thogmartin, M.D.)  
(Lee Tormos, M.D.)  
(Christopher I. Wilson, M.D.)

### District 8

Wendy A. Stroh, D.O.  
(Robert Buchsbaum, M.D., J.D.)  
(Predrag Bulic, M.D.)  
(Leszek Chrostowski, M.D.)  
(Tracey S. Corey, M.D.)  
(Peter Gillespie, M.D.)  
(Tera A. Jones, M.D.)  
(Wendy A. Lavezzi, M.D.)  
(Roger E. Mittleman, M.D.)  
(Stephen J. Nelson, M.D.)  
(Aurelian Nicolaescu, M.D.)  
(Deanna A. Oleske, M.D.)  
(Jon R. Thogmartin, M.D.)  
(Barbara C. Wolf, M.D.)

### District 9

Jesse C. Giles, M.D.  
Marie H. Hansen, M.D.  
Shanedelle S. Norford, M.D.  
Sara H. Zydowicz, D.O.  
(Tracy S. Corey, M.D.)  
(Heather M. Gage, M.D.)  
(Julia V. Hegert, M.D.)  
(Tera A. Jones, M.D.)  
(Wendy Lavezzi, M.D.)  
(Stephen J. Nelson, M.D.)  
(Sajid S. Qaiser, M.D.)  
(Vera V. Volnikh, M.D.)  
(Barbara C. Wolf, M.D.)

### District 10

Vera V. Volnikh, M.D.  
(Susan S. Ignacio, M.D.)  
(Wayne D. Kurz, M.D.)  
(Wendy Lavezzi, M.D.)  
(Roger E. Mittleman, M.D.)  
(Noel A. Palma, M.D.)  
(Jon R. Thogmartin, M.D.)  
(Christopher I. Wilson, M.D.)  
(Barbara C. Wolf, M.D.)

### District 11

Fintan Garavan, M.D.  
Kenneth Hutchins, M.D.  
Katherine Kenerson, M.D.  
Benjamin Mathis, M.D.  
Jared Murdoch, D.O.  
Amelia Nakanishi, M.D.  
Shanedelle S. Norford, M.D.  
Jason Schultz, M.D.  
Mark J. Shuman, M.D.  
Heidi Reinhard, M.D.  
Sara H. Zydowicz, D.O.  
(Michael D. Bell, M.D.)  
(Iouri G. Boiko, M.D., Ph.D.)  
(Manfred Borges, M.D.)  
(Marcela Chiste, M.D.)  
(Marta Coburn, M.D.)  
(Gertrude M. Juste, M.D.)  
(Rebecca MacDougall, M.D.)  
(Craig Mallak, M.D.)  
(Linda R. O'Neil, M.D.)  
(Marlon S. Osbourne, M.D.)  
(Stephen Robinson, M.D.)  
(Stacey A. Simons, M.D.)  
(Terrill Tops, M.D.)  
(Lee Marie Tormos, M.D.)

### District 12

Wilson A. Broussard, M.D.  
Phoutthasone Thirakul, M.D.  
Suzanne R. Utley-Bobak, M.D.  
(Leszek Chrostowski, M.D.)  
(Laura S. Hair, M.D.)  
(Stephen J. Nelson, M.D.)  
(Robert R. Pfalzgraf, M.D.)  
(Valerie J. Rao, M.D.)  
(Daniel L. Schultz, M.D.)  
(Wendolyn Sneed, M.D.)

### District 13

Leszek A. Chrostowski, M.D.  
Mary K. Mainland, M.D.  
Ryan D. McCormick, M.D.  
Daissey C. McEnnan, M.D.  
(Phoutthasone Thirakul, M.D.)  
(Gary L. Utz, M.D.)  
(Sara H. Zydowicz, D.O.)

### District 14

(Thomas M. Coyne, M.D.)  
(Tim J. Gallagher, M.D., M.H.S.A.)  
(Katherine L. Kenerson, M.D.)  
(Andrea N. Minyard, M.D.)  
(Mark J. Shuman, M.D.)

### District 15

Marcela Chiste, M.D.  
Marlon S. Osbourne, M.D.  
Stacey A. Simons, M.D.  
Terrill Tops, M.D.  
Lee Marie Tormos, M.D.  
(Iouri G. Boiko, M.D., Ph.D.)  
(Stuart M. Graham, M.D.)  
(Kenneth D. Hutchins, M.D.)  
(Gertrude M. Juste, M.D.)  
(Katherine L. Kenerson, M.D.)  
(Emma O. Lew, M.D.)  
(Craig T. Mallak, M.D., J.D.)  
(Benjamin Mathis, M.D.)  
(Catherine Miller, M.D.)  
(Roger E. Mittleman, M.D.)  
(Linda R. O'Neil, M.D.)  
(Jay Radtke, M.D.)  
(Stephen Robinson, M.D.)  
(Mark J. Shuman, M.D.)  
(Anthony Vinson, DO)

### District 16

(Iouri G. Boiko, M.D. Ph.D.)  
(Marlon S. Osbourne, M.D.)  
(Mark J. Shuman, M.D.)

### District 17

Iouri G. Boiko, M.D., Ph.D.  
Marcela Chiste, M.D.  
Alexis Jelinek, M.D.  
Gertrude M. Juste, M.D.  
Rebecca MacDougall, M.D.  
Reinhard W. Motte, M.D.  
Stephen Robinson, M.D.  
Darin Trelka, M.D., Ph.D.  
(Michael D. Bell, M.D.)  
(Kenneth Hutchins, M.D.)  
(Katherine L. Kenerson, M.D.)  
(Emma O. Lew, M.D.)  
(Benjamin Mathis, M.D.)  
(Linda Rush O'Neil, M.D.)  
(Wendolyn Sneed, M.D.)

### District 18

(Roger E. Mittleman, M.D.)

### District 19

Raman Baldzizhar, M.D.  
Linda Rush O'Neil, M.D.  
Adrienne Sauder, M.D.  
(Michael D. Bell, M.D.)  
(Stuart M. Graham, M.D.)  
(Marie H. Hansen, M.D.)  
(Kenneth D. Hutchins, M.D.)  
(Gertrude M. Juste, M.D.)  
(Wendy A. Lavezzi, M.D.)  
(Stephen J. Nelson, M.D.)  
(Shanedelle S. Norford, M.D.)  
(Joshua D. Stephany, M.D.)  
(Sajid S. Qaiser, M.D.)  
(Mark J. Shuman, M.D.)  
(Gary L. Utz, M.D.)  
(Vera V. Volnikh, M.D.)  
(Barbara C. Wolf, M.D.)  
(Sara H. Zydowicz, D.O.)

### District 20

Manfred Borges, Jr., M.D.  
(Michael D. Bell, M.D.)  
(Rebecca A. Hamilton, M.D.)  
(Emma O. Lew, M.D.)  
(Andrea N. Minyard, M.D.)

### District 21

Thomas M. Coyne, M.D., Ph.D.  
Noelia Alemar Hernandez, M.D.  
Tracy L. Shipe, D.O.  
(Manfred C. Borges, M.D.)  
(Wilson A. Broussard, Jr., M.D.)  
(Marta U. Coburn, M.D.)  
(Riazul H. Imami, M.D., Ph.D.)  
(Katherine L. Kenerson, M.D.)  
(Jennifer Nara, D.O.)  
(Stephen J. Nelson, M.D.)  
(Jay M. Radtke, M.D.)  
(Mark J. Shuman, M.D.)  
(Phoutthasone Thirakul, M.D.)  
(Vera V. Volnikh, M.D.)

### District 22

(Wilson A. Broussard, Jr., M.D.)  
(Phoutthasone Thirakul, M.D.)  
(Suzanne R. Utley-Bobak, M.D.)  
(Russell S. Vega, M.D.)

### District 23

Shanté Hill, M.D.

### District 24

ME Services Provided by District 5

### District 25

ME Services Provided by District 9

## MEDICAL EXAMINERS COMMISSION

<b>Representing</b>	<b>Commissioner</b>	<b>Appointment</b>	<b>Reappointment</b>	<b>Term</b>
<b>Medical Examiners</b>	<b>Stephen J. Nelson, M.D.</b>	<b>2014</b>	<b>2018</b>	<b>2020</b>
	<b>Barbara C. Wolf, M.D.</b>	<b>2015</b>	<b>2019*</b>	<b>2023</b>
<b>State Attorney</b>	<b>Vacant</b>	<b>-----</b>	<b>-----</b>	<b>-----</b>
<b>Public Defender</b>	<b>Charlie Cofer, J.D.</b>	<b>2018</b>	<b>N/A</b>	<b>2021</b>
<b>County Commissioner</b>	<b>Carol Whitmore</b>	<b>2013</b>	<b>2018</b>	<b>2021</b>
<b>Sheriff</b>	<b>Harrell Reid</b>	<b>2017</b>	<b>N/A</b>	<b>2021</b>
<b>Funeral Home Industry</b>	<b>Robin Giddens Sheppard</b>	<b>2013</b>	<b>2018</b>	<b>2020</b>
<b>Attorney General/Designee</b>	<b>Wesley H. Heidt, J.D.</b>	<b>Standing appointment with no term</b>		
<b>State Surgeon General/Designee</b>	<b>Kenneth T. Jones</b>	<b>Standing appointment with no term</b>		

\*Recommended for reappointment

## District Medical Examiners Three Year Schedule

District	Next Three Term Year		
1	2021	2024	2027
2	2021	2024	2027
3	2021	2024	2027
4	2021	2024	2027
5	2021	2024	2027
6	2021	2024	2027
7	Home Rule Authority Began 1997		
8	2022	2025	2028
9	Home Rule Authority Began 2016		
10	2022	2025	2028
11	Home Rule Authority Began 1992		
12	2022	2025	2028
13	Home Rule Authority Began 1992		
14	2022	2025	2028
15	Home Rule Authority Began 1993		
16	2020	2023	2026
17	Home Rule Authority Began 2011		
18	2020	2023	2026
19	2020	2023	2026
20	2020	2023	2026
21	2020	2023	2026
22	2020	2023	2026
23	2020	2023	2026
24	2020	2023	2026
25	Home Rule Authority Began 2016		



**Medical Examiners Commission**

**[www.fdle.state.fl.us](http://www.fdle.state.fl.us)**