



# 2018 ANNUAL REPORT

Stephen J. Nelson, M.A., M.D., F.C.A.P.

Chairman

Barbara C. Wolf, M.D. • Honorable Charlie Cofer, J.D. • Honorable J. Harrell Reid  
Wesley H. Heidt, J.D. • Robin Giddens Sheppard, L.F.D. • Honorable Jeffrey A. Siegmeister, J.D.  
Kenneth T. Jones • Honorable Carol R. Whitmore, R.N.

## From the Chairman of the Medical Examiners Commission

On behalf of the Medical Examiners Commission (MEC), I am pleased to provide this *Annual Workload Report* to each of our district medical examiners. Although the MEC is no longer required to submit this report to the Governor and the Legislature, the information included is invaluable to the many interested parties well beyond the boundaries of our medical examiner districts. The MEC continues to strongly believe in the value and worth of compiling this statewide data and in providing it to the general public and to policy makers alike.

The *Report of Drugs Identified in Deceased Persons* provides highly sought after and critical information related to drug deaths in Florida. This unique report continues to track the unfortunate results of the abuse of both prescription and illicit drugs. This report assists Florida's state and local agencies in allocating and focusing their precious resources. Dating back to 1987, this annual report was first conceptualized for tracking deaths due to cocaine, with heroin later added in 1995. The report is constantly evolving. More drugs are tracked as their abuse potential and prevalence becomes known. The *Report of Drugs Identified in Deceased Persons* has currently evolved to include the tracking of 46 drugs and ethanol.

One of the MEC's proudest accomplishments continues to be its joint initiative with the Florida Department of Law Enforcement (FDLE) and Florida's 25 medical examiner districts to resolve the approximately 881 unidentified deceased persons in our state. With new technology and advances in forensic science, this project continues to pay dividends for many families seeking closure of a loved one's fate. We will continue to encourage participation and provide access to various resources to reduce the backlog of these unidentified deaths.

Thank you for your on-going professional commitment to providing the State of Florida with high quality medical-legal death investigative services. This is very much a team effort and you are to be commended for your exemplary efforts and professionalism.

A handwritten signature in blue ink, appearing to read "Stephen J. Nelson".

Stephen J. Nelson, M.A., M.D., F.C.A.P.  
Chairman, Medical Examiners Commission

October 2019

# Contents

Introduction.....	1
Commission Appointments .....	1
Medical Examiner Districts.....	1
Disciplinary Actions .....	2
Annual Educational Conference .....	2
State Child Abuse Death Review Committee .....	2
Violent Crime and Drug Control Council .....	2
Unidentified Deceased Initiative.....	3
Methodology.....	10
Florida Medical Examiner Coverage Map.....	11
Table I District Demographics and Annual Workload Activity Reports .....	12
Table Ia Annual Workload Activity Reports for Infant Deaths .....	13
Table Ib Annual Workload Activity Reports for Law Enforcement Involved Deaths .....	13
Table Ia1 Workload by Depth of Examination (Infant Deaths Not Sleep Related) .....	14
Table Ia1 Workload by Depth of Examination (Infant Deaths Sleep Related) .....	15
Table Ib1 Workload by Depth of Examination (Law Enforcement Involved Deaths) .....	16
Table Ic Workload by Depth of Examination.....	17
Table II Cases Accepted Related to District Population .....	19
Table III Autopsies Related to Total Deaths, Population, and Violent Deaths.....	19
Table IV Percent of Medical Examiner Cases Autopsied.....	20
Table V Ranking of Violent Death Rates .....	21
Table VI Ranking of Districts by Number of Violent Deaths .....	22
Table VII District Death Rates as Related to Autopsy Rates .....	22
Table VIII Fifteen Year Comparison of Violent Death Rates .....	23
Chart Ia Medical Examiner Jurisdiction.....	24
Chart Ib Medical Examiner Workload .....	24
Chart IIa Violent Versus Non-Violent Deaths.....	25
Chart IIb Violent Death Workload.....	25
Chart IIIa Autopsy Workload as Percent of Total Deaths .....	26
Chart IIIb Autopsy Workload as Percent of Deaths Referred to Medical Examiners.....	26
Chart IIIc Autopsy Workload as Percent of Deaths Accepted .....	26
Chart IVa Workload by Depth of Examinations – Homicide.....	27
Chart IVb Workload by Depth of Examinations – Suicide .....	27
Chart IVc Workload by Depth of Examinations – Undetermined .....	27
Chart IVd Workload by Depth of Examinations – Accident: Motor Vehicle .....	27
Chart IVe Workload by Depth of Examinations – Accident: Drug Intoxication.....	28
Chart IVf Workload by Depth of Examinations – Accident: Fall .....	28
Chart IVg Workload by Depth of Examinations – Accident: Other .....	28
Chart IVh Workload by Depth of Examinations – Natural .....	28
Chart V Historical Workload Medical Examiner Cases .....	29
Appendix 1 Medical Examiners Commission .....	30
Appendix 2 District Medical Examiners .....	31
Appendix 3 Associate Medical Examiners .....	32
Appendix 4 Medical Examiners Commission Term Schedules.....	33
Appendix 5 District Medical Examiners Term Schedules.....	34

## **INTRODUCTION**

The Medical Examiners Act, Chapter 406, Part I, Florida Statutes, was enacted by the 1970 Legislature in order to establish minimum and uniform standards of excellence in statewide medical examiner services. This report is compiled to illustrate the direction taken by the Medical Examiners Commission (MEC) during 2018 to ensure an effective and viable program of medical examiner services throughout Florida.

## **COMMISSION APPOINTMENTS**

### **New Appointments**

Honorable Charlie Cofer, J.D., the 4<sup>th</sup> Judicial Circuit's elected public defender, was appointed by Governor Rick Scott to the public defender position on the Commission. He replaces Public Defender James Purdy from the 7<sup>th</sup> Judicial Circuit. Mr. Cofer's appointment is for a term beginning August 29, 2018, and ending July 1, 2021.

### **Reappointments**

Stephen J. Nelson, M.D., the district medical examiner of District 10, was reappointed for a term beginning August 29, 2018, and ending July 1, 2020.

Robin Giddens Sheppard, L.F.D., a licensed funeral director for Hardage Giddens Funeral Home was reappointed for a term beginning August 29, 2018, and ending July 1, 2020.

Honorable Carol Whitmore is a county commissioner in Manatee County and was reappointed for a term beginning August 29, 2018, and ending July 1, 2021.

## **MEDICAL EXAMINER DISTRICTS**

In 2018, the Commission recommended that the medical examiners for Districts 2, 5 and 6 be reappointed by the Governor for additional three-year terms.

District 2	Dr. David T. Stewart
District 5	Dr. Barbara C. Wolf
District 6	Dr. Jon R. Thogmartin

District 4 Medical Examiner Valerie J. Rao, M.D., retired in July 2018, and was not considered for reappointment. Additionally, District 7 is Home Rule and a new medical examiner was appointed effective April 2, 2018.

Surveys and assessments for the reappointments of district medical examiners for districts 1 (Escambia, Okaloosa, Santa Rosa and Walton counties), 2 (Franklin, Gadsden, Leon, Liberty, Jefferson, Taylor and Wakulla counties), 3 (Columbia, Hamilton, Lafayette, Madison and Suwannee counties), 5 (Citrus, Hernando, Lake, Marion and Sumter counties), and 6 (Pinellas and Pasco counties) were sent via email to the constituents of these districts in January. Surveys and assessments for the funeral homes were sent via U.S. mail in February.

Based on the survey results received from District 1, the Commission met in Destin to discuss the reappointment of District 1 Medical Examiner Andrea N. Minyard, M.D. After hearing from several of the District 1 constituents, Dr. Minyard, and discussion among the Commission members, the Commission voted unanimously to table Dr. Minyard's reappointment decision until a future MEC meeting. This would allow the Commission an opportunity to review information relating to cases where jurisdiction was declined, and allow the counties to complete

an audit and the Commission to review those findings. Due to Hurricane Michael, the meeting scheduled for November was canceled, and this issue was not discussed until the January 2019 meeting. Dr. Minyard was appointed as the Interim District 1 Medical Examiner while awaiting the Commission's decision.

District 13 Medical Examiner Mary K. Mainland, M.D., stepped down to the deputy chief medical examiner position and Kelly Devers, M.D., was named the District 13 Medical Examiner effective August 1, 2018.

District 22 Medical Examiner Riazul H. Imami, M.D., Ph.D., was reappointed by the Governor on July 27, 2018, for a term ending July 1, 2020.

Districts 5, 6, 8, 10, 12, 19, 20 and 23 were reappointed effective August 29, 2018.

District 14 Interim Medical Examiner Jay Radtke, M.D., was appointed as the District 14 Medical Examiner effective August 29, 2018.

Districts 2 and 21 were reappointed effective September 27, 2018.

Dr. Wolf was appointed District 24 (Seminole County) Interim Medical Examiner effective September 28, 2018, by State Attorney Phil Archer.

### **DISCIPLINARY ACTIONS**

There were seven formal complaints filed in 2018. Three of the complaints were found not legally sufficient by staff, without the need for review by a probable cause panel, and one case is still under review. Three cases went before a Probable Cause Panel. In one of the three cases, it was determined that there was no violation of statute or rule. The other two cases resulted in findings of probable cause, with one case being dismissed by the Commission and the other is pending a formal hearing.

### **ANNUAL EDUCATIONAL CONFERENCE**

The 45<sup>th</sup> Annual Educational Conference of the Florida Association of Medical Examiners was held at The Mission Inn Resort & Club in Howey-in-the-Hills. The conference was a success with around 100 attendees. The program content was excellent with positive feedback.

### **STATE CHILD ABUSE DEATH REVIEW COMMITTEE**

District 2 Associate Medical Examiner Anthony Clark, M.D., continued to serve as the Florida Medical Examiners Commission representative on the statewide Child Abuse Death Review Committee.

The 2018 Florida Child Abuse Death Review Committee Annual Report is posted on the Florida Department of Health website and can be viewed at <http://www.flcadr.com/reports>.

### **VIOLENT CRIME AND DRUG CONTROL COUNCIL**

District 12 Medical Examiner Russell S. Vega, M.D., continued to serve on the Violent Crime and Drug Control Council as the statutorily mandated medical examiner (F.S. §943.931(2)(i)).

The 2018 Violent Crime and Drug Control Council Annual Report is posted on the FDLE website at <http://www.fdle.state.fl.us/VCDCC/VCDCC-Home.aspx>.



## **UNIDENTIFIED DECEASED INITIATIVE**

Unidentified deceased success stories can be attributed to many of the tools that are available to medical examiners and law enforcement when investigating unidentified decedents. Some of these tools include the NCIC/FCIC database, which contains missing person records and can include fingerprint and dental records; the Florida Unidentified Decedents Database ([www.fluiddb.com](http://www.fluiddb.com)); the National Missing and Unidentified Persons System "NamUs" ([www.NamUS.gov](http://www.NamUS.gov)); and the Unidentified Deceased Initiative online training video, which was developed by FDLE's Bureau of Professional Development and the Missing Endangered Persons Information Clearinghouse (MEPIC).

MEPIC is available to assist in the identification of unidentified medical examiner cases. Their staff can provide assistance with DNA status, fingerprint submissions, dental records, FCIC/NCIC queries on active missing persons cases, resource information, forensic artists, and the opening of cases. The Department of Homeland Security and Immigration and Customs Enforcement have fingerprint databases from undocumented aliens they have encountered. These databases are not tied into the FBI database. MEPIC can assist the medical examiners in submitting fingerprints through these databases if other avenues fail to produce results.

Sixteen success stories were reported during 2018 from Districts 8, 9, 10, 11, 16, 17, 20, 21, 22, 23 and 25. The number of solved cases has grown significantly due to the analytical and investigative efforts of the MEPIC staff. This has been especially helpful in the identification of decedents who were foreign nationals.

### **District 8**

This case involved a deceased white male, approximately 35 to 59 years of age, who was found in 2008 floating in the Gulf of Mexico, 30 miles from Yankeetown, Levy County, Florida. The manner and cause of death is still pending further investigation. On February 26, 2018, the District 8 Medical Examiner's Office provided Inspector Pollard with the fingerprint cards for their unidentified person. The fingerprint cards were submitted to FDLE's CJIS Biometric Services, however no identification was made at the time.

On March 6, 2018, Inspector Pollard provided the deceased's fingerprint cards to Kim Cashwell, Identification Manager for the Hillsborough County Sheriff's Office (HCSO). Ms. Cashwell had been contacted by NamUs in reference to conducting a direct fingerprint comparison between this unidentified person and an HCSO missing person that NamUs believed could be a match. Ms. Cashwell contacted Inspector Pollard and advised that the unidentified person was not a match to her missing person. However, during the course of the fingerprint analysis, Ms. Cashwell came across a potential match, Robert Mitchell Howard. Inspector Pollard provided this information to CJIS Fingerprint Analyst James Pollock and requested that he conduct a direct comparison between the unidentified person's fingerprints and Robert Mitchell Howard's fingerprints. After reviewing the prints, Fingerprint Analyst Pollock advised that the deceased's prints were identified with Robert Mitchell Howard.

Senior Crime Intelligence Analyst (SCIA) Jon Rigsby conducted database searches on Howard and found that Howard was never entered as a missing person in NCIC. SCIA Rigsby was able to obtain an arrest report, booking photograph and Florida Driver's License photographs of Howard to provide to the Medical Examiner's Office. SCIA Rigsby was also able to obtain information on potential next of kin, which was also provided to the Medical Examiner's Office.

### **District 9/25**

The first case was a body that was recovered with no distinctive scars, marks or tattoos, but NCIS indicated that there was a tattoo on the decedent's forearm. After some further investigation, the decedent was identified as a Mexican national who had been arrested by Border Patrol in the past and incorrect tattoo information was documented. The next of kin was notified.

The second case involved the body of a white Hispanic male who was recovered hanging in an orange grove in 2016. The only viable prints were three prints on one hand. Fingerprint identification was received from the CJIS Biometrics Unit that the decedent was a Mexican national who had been arrested in New Jersey in the past. The wife of the decedent was eventually located, although she had not been entered into any database.

On March 26, 2018, the District 25 Medical Examiner's Office (Osceola) contacted FDLE in reference to an unidentified deceased case involving a white male who was found fully decomposed in his hotel room on April 17, 2017. The deceased had a medical history of coronary artery disease, tachycardia, and chronic back pain. He also suffered head trauma from falling in the bathroom. The Osceola County Sheriff's Office (OCSO) investigated the case. OCSO tentatively identified the subject on scene with his hotel registration and a copy of a Florida identification card in the name of J. R. Kennedy. OCSO ran the deceased's fingerprints; however no identification was made. OCSO was also unable to locate any information on the subject's next of kin. The District 25 MEO requested assistance from FDLE in identifying the deceased and locating next of kin.

SCIA Rigsby searched the Florida Driver and Vehicle Information Database (DAVID) on "J. R. Kennedy with a date of birth of March 2, 1953". During the course of his search, SCIA Rigsby located documents in DAVID which showed that J. R. Kennedy was actually born Eliot Steven Berkowitz. In September 2013, Berkowitz legally changed his name in the state of Washington to J. R. Kennedy. Inspector Pollard requested SCIA Rigsby conduct a criminal history search on Berkowitz to determine if he had any prior arrests and may have been fingerprinted. SCIA Rigsby ran the subject's criminal history and found that he had prior arrests and provided Inspector Pollard with an FBI number. On March 26, 2018, Inspector Pollard submitted a request to FDLE's CJIS Biometric Services Unit to conduct a direct comparison of the unidentified deceased person's fingerprints to those of Berkowitz. On March 28, 2018, CJIS advised that the unidentified deceased person's prints were identified with Eliot Steven Berkowitz.

SCIA Rigsby conducted database checks on Berkowitz and was able to locate information on Berkowitz's next of kin. SCIA Rigsby also found that Berkowitz was a lawyer and was formerly registered with the Florida BAR. The fingerprint hit confirmation and information obtained by SCIA Rigsby was provided to the District 25 Medical Examiner's Office and they accepted the identification.

The fourth case involved a white Hispanic male who was found deceased on December 10, 2012, as a result of being struck by a motor vehicle in Orlando, Florida. On November 29, 2017, MEPIC received the decedent's fingerprints from the Medical Examiner's Office and ran the prints through the state, federal and Department of Homeland Security fingerprint databases, but no identifications were made. On March 29, 2018, the decedent's prints were submitted to the United States Customs and Border Patrol Missing Migrant Program and the prints were identified with Artemio Guzman-Velazquez, a Mexican national. SCIA Rigsby was able to obtain an arrest report and booking photograph of the subject from the Taft Police

Department in California to assist with the identification. On April 17, 2018, Inspector Pollard provided the information regarding the fingerprint hit and associated documents to the District 9 Medical Examiner's Office and they accepted the identification. The Orlando Police Department is currently working with the Consulate of Mexico to locate and notify the next of kin.

### **District 10**

The first case involved a white Hispanic male approximately 30-50 years of age who died after being struck by a vehicle. CJIS Biometric Services identified the man via his fingerprints as Favel Avalos, born in Mexico. Further inquiries yielded a criminal history in Texas and Florida which provided the name Fabian Sanchez Avalos. No booking photos could be located by Texas law enforcement agencies, but the Miami-Dade Police Department located two photos of Mr. Sanchez. Despite a nearly ten year difference between the booking photos and a post-mortem photo provided by the Medical Examiner's Office, Mr. Sanchez's appearance was virtually unchanged. On booking paperwork, law enforcement indicated that Mr. Sanchez stated his occupation as "roofer." No next of kin could be located for Mr. Sanchez. The Medical Examiner's Office will be contacting the Consulate of Mexico for assistance in identifying possible relatives.

The second case was identified via an extract of all available NamUs cases which pinpointed cases with available fingerprints not uploaded to NamUs. The deceased is a Hispanic male, believed to be between 18 and 30 years of age who died in a motor vehicle crash. The subject's right hand could not be fingerprinted due to burns, but the left hand contained viable fingerprints.

On April 13, 2018, MEPIC received a high resolution scan of a fingerprint card associated with the case. This card was submitted to CJIS Biometric Services with negative results. The fingerprints were then submitted to the Department of Homeland Security on April 18, 2018, and the fingerprints were identified with Javier Pablo-Tepec, a Mexican national. Contact with Immigration and Customs Enforcement (ICE) confirmed the subject's hometown in Mexico, as well as his mother's and father's names. No other information about the subject's time in the United States could be located, and the deceased may have resided in the U.S. using a fictitious identity. This information was provided to the Medical Examiner's Office, which accepted the identification.

### **District 11**

On March 6, 2018, Inspector Pollard received a set of fingerprints pertaining to an unidentified deceased person from the District 11 Medical Examiner's Office (Miami-Dade County). The deceased was a black male, approximately 18 to 44 years of age, who was found on April 24, 1999, floating in a canal in Miami-Dade County. On March 29, 2018, Inspector Pollard submitted the deceased's fingerprints to the Department of Homeland Security for searching. The prints had previously been run through state and federal fingerprint databases and no identification had been made. The Department of Homeland Security advised that the deceased's fingerprints were identified with Jean Remy Bazile, a Haitian national. SCIA Rigsby was able to obtain a Florida Driver's License record and an arrest report and booking photograph of the subject to provide to the Medical Examiner's Office. SCIA Rigsby attempted to locate information on the subject's next of kin; however, the subject had no living next of kin in the United States. On April 16, 2018, Inspector Pollard provided the District 11 Medical Examiner's Office with the information on the fingerprint hit and they accepted the identification. The Medical Examiner's Office will be contacting the Consulate of Haiti for further assistance in identifying and notifying the subject's next of kin.



### **District 16**

On May 24, 2018, the Monroe County Medical Examiner's Office contacted MEPIC for assistance with determining the identity of a deceased subject found in September 2017. The deceased was a 67-year-old white male who was initially identified as Dennis Lee Green. The Monroe County Sheriff's Office matched the subject's fingerprints to Florida arrest records for Dennis Green, but queries of criminal history records indicated that the subject was also known as David Eugene Speraw. In addition, a series of tips received from a citizen indicated that the deceased's true name was David Speraw, a man from Pennsylvania. With the subject's identity in doubt, the Medical Examiner's Office requested assistance in verifying the subject's true identity.

Queries of court and criminal history records for both identities returned results in Maryland and Florida using both names. Possible driver's license photos were obtained from Pennsylvania and Alabama. A booking photo from Baltimore, Maryland, matched the decedent to the name David Speraw. Open source searches located archival newspaper articles from 1990 which referenced Speraw in Pennsylvania as a person of interest in an FBI narcotics investigation.

Based on this research, the subject's birth name was determined to be David Eugene Speraw. The identity of David Lee Green appears to be either an alias adopted by the deceased or a stolen identity. No next of kin information could be located for David Speraw, but based on information provided in the citizen's tip, a possible next of kin living in Pennsylvania was identified. The Medical Examiner's Office is currently working with the Monroe County Sheriff's Office to contact this possible relative.

### **District 17**

On December 10, 2017, skeletal remains were found in an abandoned house in Dania Beach, Florida. At the time of discovery, there were no possible names or any identifying marks, features or information to lead to a possible identification. The remains were examined by anthropology and odontology. District 17 investigators completed an NCIC packet and sent a bone sample to the University of North Texas (UNT) Human Identification Center to be analyzed and entered into CODIS. They also had a forensic artist work on the case who performed a forensic sculpture of the skull. The only unique and possible identifying item was a rope type necklace with a round glass type multicolored charm. All of the data on the case along with pictures of the clothing, forensic sculpture and necklace were added to the Broward Sheriff's Office Found and Forgotten website.

On January 8, 2018, Chief Investigator Tom Steinkamp received an email from Romy Franco with the University of North Texas Human Identification Center regarding a missing person DNA association between their case and a missing person report from Howell (New Jersey) Police Department. The UNT report stated, in part, that on July 17, 2017, they received two family reference DNA samples belonging to the mother, Christina Ethel Generoso, and a sibling, Tamar Eileen Csaszar, of missing person Jason Vincent Grabert. The family reference samples were entered into the Unidentified Human Remains and Relatives of Missing Persons indices of the Combined DNA Index System (CODIS) and an association was found. The report stated the genetic data obtained from the submitted items were consistent with the unidentified remains originating from a biological child of Ms. Generoso and from a biological sibling of Ms. Csaszar.

Mr. Steinkamp contacted Lt. Markulic with the Howell Police Department regarding their case. The report was filed on January 7, 2012, by the mother. The report advised that Jason traveled to the Fort Lauderdale, Florida area and was last known to possibly be in Cancun,

Mexico. Lt. Markulic stated they have had no further info on the case since the original report and provided the contact information for Ms. Generoso.

An internet search for missing person Jason Vincent Grabert was conducted and found a missing person flyer from the GINA Missing Person Foundation. The flyer stated the missing person, Jason Vincent Grabert, was missing since January 3, 2009. The flyer stated Jason suffered from paranoid schizophrenia and stomach problems. Jason felt that he was a targeted individual from going on unauthorized websites and was looking into wilderness isolated groups as he wanted to fall off the grid. He had disappeared once, but came back in a few weeks. Jason wiped all personal information and pictures from his mother's computer before he disappeared. His mother thought he would return so there was a delay in reporting him missing. He was last seen wearing a black onyx charm with his grandmother's ashes inside.

On January 8, 2018, Mr. Steinkamp received a call from Christina Ethel Generoso. Ms. Generoso stated her son went missing in 2009 in the Fort Lauderdale area, but his cellphone was found in Iowa. Ms. Generoso stated the information from the flyer was correct. Mr. Steinkamp described the unique round glass type charm that was found on the rope type necklace at the scene. She described it as being the one Jason wore with her mother's ashes inside. Ms. Generoso stated in the middle of 2017, she went with her daughter to Rutgers University for a missing person's day where they submitted DNA.

The second case involves a decedent found in a parking lot in the city of Fort Lauderdale on April 30, 2003, in an advanced state of decomposition. One fingerprint was obtained from the decedent and was run through the FCIC/NCIC systems with no results. The Fort Lauderdale Police Department investigated local missing persons reports and entered the available information into the NCIC teletype system. A note was found among the decedent's effects, written in a foreign language that was later determined to be the Serbo-Croatian dialect. The information obtained from the note at the time did not reportedly generate any leads on the decedent's identification.

In 2010, the decedent's information was entered into the Unidentified Persons section of the NamUs website by Broward Medical Examiner Investigator Wendy Crane. A copy of the note was also uploaded onto the site with permissions set for the public to be able to view it.

In 2017, a phone call was received from a family member of Zulejha Visnjic, who had reportedly not been heard from since early 2003. Ms. Visnjic, who resided in the Hollywood area, told family that she was going to Canada to visit and/or reside with family there. The family member stated that he had viewed the details of the unidentified persons case and the note on the NamUs website. Reportedly, the handwriting was familiar, and it specifically referenced names of family members. Additionally, he stated that the decedent had immigrated to this country from Bosnia.

The fingerprint that was obtained from the decedent in 2003 was sent to US-VISIT to be run against U.S. immigration records, but no identification resulted. A US-VISIT fingerprint analyst reported that the decedent likely immigrated prior to the automated system, and her fingerprint hard copy could not be located. A decision was made to make contact with the decedent's daughter, Zana, to obtain a sample for DNA comparison. Investigator Crane contacted Carrie Sutherland of NamUs for assistance in obtaining a buccal swab from Zana, who resided in Indiana. The NamUs manager in the Midwest region was able to coordinate the submission of Zana Visnjic's DNA to the UNT lab for comparison with the remains in this case.

On February 28, 2018, communication was received that Zana Visnjic was confirmed to be a maternal relative of the remains, which were identified as Zulejha Visnjic. Investigator Crane contacted Ms. Zana Visnjic to advise her of the DNA results and unfortunately confirm her mother's death.

### **District 20**

MEPIC received a positive hit on one of the many fingerprint cards provided by the District 20 Medical Examiner's Office and Collier County Sheriff's Office. These cases were identified for scrutiny by the use of a data extract of cases in the NamUs system. The decedent, a migrant farm worker, was initially located in the Immokalee area, where he had been the victim of blunt force trauma later determined to be a homicide. He was transported to Naples Community Hospital where he identified himself as Irraglo Faustino before passing away. That name was later determined to be false.

The Department of Homeland Security's Latent Fingerprint Unit identified the deceased as Fanstin Hidalgo-Castillo, a Mexican national. Mr. Hidalgo previously encountered the Border Patrol in 1997 when he was apprehended near the U.S.-Mexico border. He was repatriated to Mexico, but a photo was taken before his return. The name, identifying information, and photograph were provided to the Medical Examiner's Office, who reported that the photo was "exactly the same" as their unidentified decedent.

Unfortunately, no other information about the subject or encounters with him could be located, and no next of kin information was found. Given the previous mention of the name Irraglo Faustino, the subject likely resided in the U.S. using a fictitious identity. This information was passed to the District 20 Medical Examiner's Office and shared with Collier County Sheriff's Office. The Medical Examiner will coordinate with the Mexican Consulate for assistance in notifying Mr. Hidalgo's family or living relatives.

### **District 21**

This case is from the District 21 Medical Examiner's Office (Lee County). The case involved a white Hispanic male between 21 to 35 years of age, who was found deceased on January 1, 1989. This individual was a victim of a homicide and succumbed from exsanguination as a result of a gunshot wound to the heart. A suspect was identified in this case; however it is unknown if this suspect was ever charged or prosecuted for this crime.

MEPIC began working this unidentified case in March 2017. At the time, there was no fingerprint card for the subject, so initial efforts were focused on creating a composite of the deceased and running the deceased's identification photograph through the Pinellas County Sheriff's Office facial recognition program. In May 2017, MEPIC was able to obtain a fingerprint card for the deceased from the Fort Myers Police Department. The fingerprints were run through the CJIS Biometric Services Unit and the Department of Homeland Security but the prints were not identified to any records. Reports from the Fort Myers Police Department provided potential names/aliases for the subject, which were run against databases and missing persons websites. All of those efforts were unfruitful. As a last and final attempt, the subject's fingerprints were submitted to the United States Customs and Border Patrol (CBP). On April 24, 2018, CBP advised that the subject's prints were identified with an FBI record pertaining to Kenneth Earl Henard.

SCIA Rigsby worked diligently to obtain information on Mr. Henard and his next of kin. Since this case was from 1989, all of Mr. Henard's arrests occurred prior to that year and locating records was very challenging. However, after conducting numerous phone calls to several law

enforcement agencies throughout the United States, SCIA Rigsby was able to locate a booking photograph of Mr. Henard from Longmont, Colorado. SCIA Rigsby also discovered that the subject's birth name was Kenneth Mitchell Henard, and that his father was Kenneth Earl Henard. It appeared the subject either used his father's name as an alias or was mistakenly documented under his father's name, due to his father potentially having a prior criminal history as well.

One of the more difficult tasks in the Unidentified Deceased Initiative is locating next of kin. Particularly in old cases, it becomes very difficult to locate any living next of kin. SCIA Rigsby scoured through open sources and was able to locate two possible next of kin of Mr. Henard on the website Ancestry.com. A possible daughter and possible sister identified themselves as relatives of Mr. Henard on the Ancestry.com message board between 2001 and 2008. The possible daughter specifically stated she was looking for her father, Kenneth Mitchell Henard, and provided his exact date of birth. SCIA Rigsby was able to match the subjects to their posts via email addresses they left as contact information on the message board. SCIA Rigsby was further able to obtain current addresses and a phone number for the next of kin. All of this information was provided to the District 21 Medical Examiner's Office and the Fort Myers Police Department. The Medical Examiner's Office was ecstatic about the identification. The Fort Myers Police Department made the death notification, as it is unknown what the status of their homicide investigation is at this time.

### **District 22**

This case was identified via an extract of all available NamUs cases which pinpointed cases with available fingerprints not uploaded into NamUs. The deceased is a white Hispanic male between 40 to 60 years of age, who was found deceased on April 11, 2005, as a result of multiple injuries from a motor vehicle accident.

On April 17, 2018, MEPIC obtained and submitted the decedent's fingerprint cards to the Department of Homeland Security's Biometric Support Center. On April 20, 2018, the fingerprints were identified with Luis Alberto Moncada-Varela, a Honduran national. Information obtained from the United States Customs and Border Patrol provided further information on the subject's mother and his last known address in Honduras. Border Patrol was also able to provide a booking photograph of the subject from his illegal entry arrest in 2004. This information was provided to the District 22 Medical Examiner's Office, which accepted the identification. The District 22 Medical Examiner's Office will be working with the Florida Highway Patrol and the Consulate of Honduras to make the death notification.

### **District 23**

The first case involved an unidentified white male between 40 to 65 years of age who died after being struck by a motor vehicle on December 22, 1991. Despite relatively poor quality fingerprints, CJIS Biometric Services identified the subject as Hugh Daniel Dolman. Contact with Immigration and Customs Enforcement officials confirmed that the subject was a Canadian citizen who had been previously deported on two occasions: once after being charged with auto theft and driving without a license in 1971 in Florida, and again in 1989 after serving two years in a federal detention facility for illegal re-entry. Mr. Dolman was known by numerous aliases and appears to have resided in Portland, Oregon, during much of his time in the United States.

The age of the records in question proved to be an impediment to locating more precise information, and Immigration and Customs Enforcement authorities indicated that Dolman's original alien file was declared lost in 2010. Mr. Dolman does not appear to have obtained any form of picture ID during his time in the United States. No driver's license records could be

associated with him in either the United States or Canada. Attempts to obtain his photo from the federal Bureau of Prisons were unsuccessful. No next of kin could be identified.

The second case involved a black male who died on May 11, 1991, after jumping in front of a tractor-trailer. No age estimate was available. CJIS Biometric Services identified the subject as Arthur Walter Shannon, born in Georgia in 1937.

Mr. Shannon had a history of misdemeanor crimes from 1960 to 1986, with most charges related to homelessness, vagrancy, public drunkenness and disorderly conduct. Due to the age of his arrests, most records and photographs of Mr. Shannon had been purged, but a search of the Palm Beach County archives located two sets of booking photographs from the 1980s. No next of kin could be identified for Mr. Shannon.

## **METHODOLOGY**

Death statistics in Florida reflect the total number of certificates of death recorded by local county registrars of vital statistics. These include both resident and non-resident deaths. Data for 2018 was obtained from the Department of Health, Office of Vital Statistics. Rates related to deaths in this report are medical examiner cases per every 1,000 recorded deaths.

Population estimates for the state of Florida (as of April 1, 2018) were provided by the Florida Legislature's Office of Economic and Demographic Research. Unless otherwise noted, rates related to population in this report are deaths for every 1,000 residents.

Information concerning autopsy numbers and other workload distribution figures are supplied by each of the 25 medical examiner districts on the Annual Report Workload Data Form. These forms are filed annually with the MEC staff within the Florida Department of Law Enforcement by June 30 of each year.

Deaths included in this report are classified as "Natural" or "Violent." It should be noted that, for the purposes of this report, the term "Violent" includes all non-natural deaths.



# Coverage Map

## Florida Medical Examiner Districts

### District 1

Escambia  
Santa Rosa  
Okaloosa  
Walton

### District 2

Franklin  
Gadsden  
Jefferson  
Leon  
Liberty  
Taylor  
Wakulla

### District 3 \*Covered by

Columbia \*4  
Dixie \*8  
Hamilton \*4  
Lafayette \*2  
Madison \*2  
Suwannee \*2

### District 4

Clay  
Duval  
Nassau

### District 5

Citrus  
Hernando  
Lake  
Marion  
Sumter

### District 6

Pasco  
Pinellas

### District 7

Volusia

### District 8

Alachua  
Baker  
Bradford  
Gilchrist  
Levy  
Union

### District 9

Orange

### District 10

Hardee  
Highlands  
Polk

### District 11

Miami-Dade

### District 12

DeSoto  
Manatee  
Sarasota

### District 13

Hillsborough

### District 14

Bay  
Calhoun  
Gulf  
Holmes  
Jackson  
Washington

### District 15

Palm Beach

### District 16

Monroe

### District 17

Broward

### District 18

Brevard

### District 19

Indian River  
Martin  
Okeechobee  
St. Lucie

### District 20

Collier

### District 21

Glades  
Hendry  
Lee

### District 22

Charlotte

### District 23

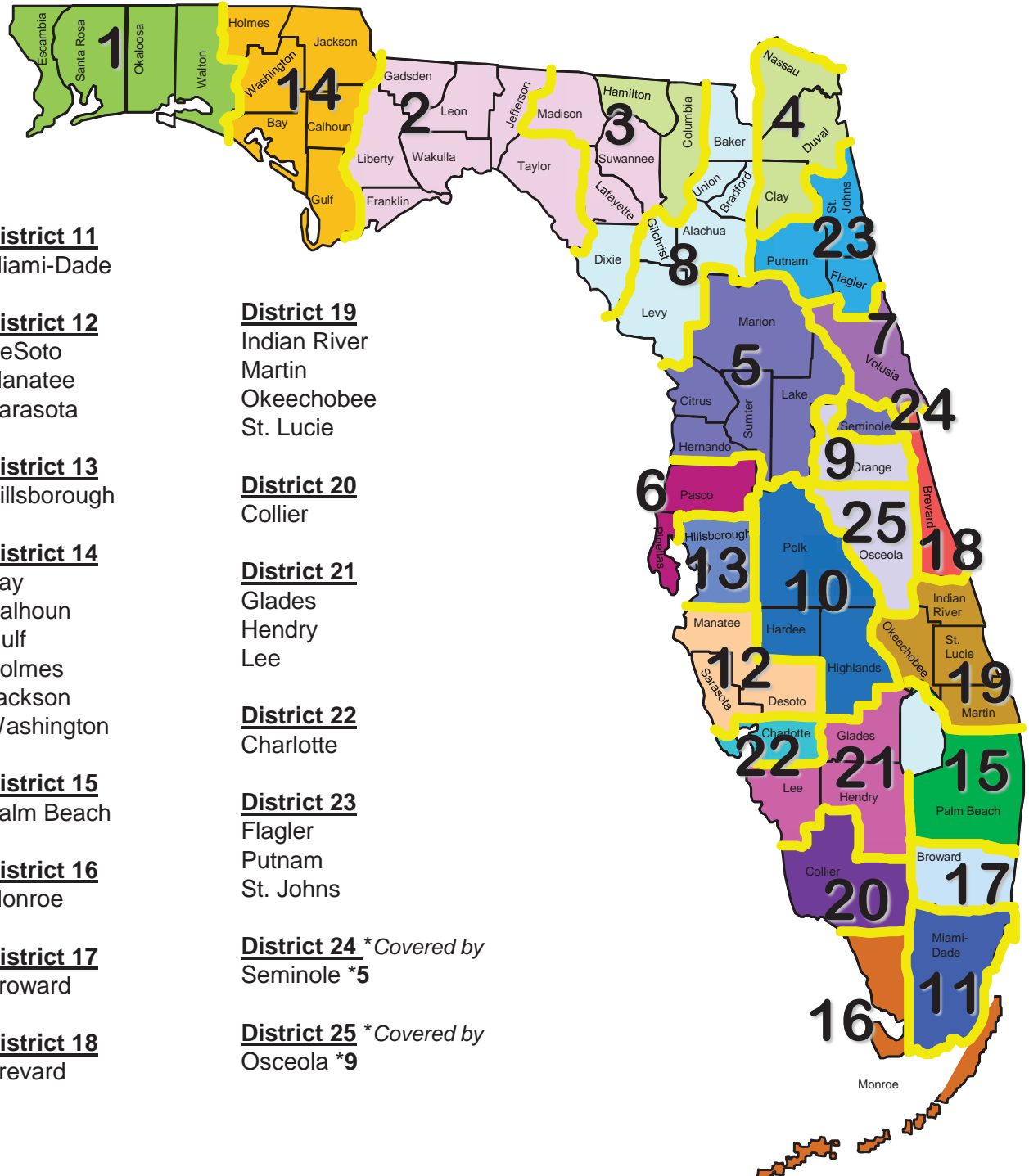
Flagler  
Putnam  
St. Johns

### District 24 \*Covered by

Seminole \*5

### District 25 \*Covered by

Osceola \*9



**TABLE I  
2018 District Demographics and Annual Workload Activity Reports**

District	Population	Total District Deaths	Natural	Accident: Motor Vehicle	Accident: Drug Intoxication	Accident: Fall	Accident: Other	Suicide	Homicide	Undetermined	Pending	Total Violent Deaths	Fetal Deaths	Human Archaeological Remains	Non-Human Remains	Total Cremation Approvals (CA)	Total Cases Referred to ME	Total Cases Accepted (incl CA)	Cases Referred Excluding CA	Cases Accepted Excluding CA	Jurisdiction Declined	Infant Deaths: Not Sleep Environment Related	Infant Deaths: Sleep Environment Related	Total Infant Deaths	Total Law Enforcement Involved	Penal Institution (Jail / Prison)	Judicial Executions
1	759,255	8,289	257	170	190	94	84	149	40	20	0	747	1	2	3	4,850	8,528	5,854	3,678	1,004	2,674	6	13	19	5	45	0
2	430,043	3,490	207	80	37	73	41	64	35	12	1	343	0	1	4	1,811	3,010	2,361	1,199	550	649	8	4	12	4	23	0
3	173,684	1,682	94	45	29	25	25	31	15	8	0	178	0	1	0	1,045	1,488	1,317	443	272	171	3	3	6	1	15	0
4	1,247,643	12,578	526	235	402	190	118	244	147	27	0	1,363	11	2	17	8,075	10,667	9,964	2,592	1,889	703	18	20	38	7	74	0
5	1,153,075	16,441	426	233	245	602	78	266	80	41	0	1,545	1	0	21	12,957	16,519	14,928	3,562	1,971	1,591	11	6	17	9	33	0
6	1,485,609	19,083	597	258	487	368	83	336	70	46	0	1,648	3	1	11	15,247	17,869	17,492	2,622	2,245	377	5	9	14	8	12	0
7	531,062	7,250	251	124	190	128	39	122	33	16	0	652	2	0	1	5,086	6,553	5,989	1,467	903	564	1	3	4	4	12	0
8	393,345	4,685	233	126	55	131	57	81	41	29	0	520	0	2	2	3,208	4,222	3,961	1,014	753	261	0	4	4	3	120	2
9	1,349,597	9,788	474	201	345	226	76	164	137	29	0	1,178	3	0	4	7,246	11,161	8,898	3,915	1,652	2,263	9	22	31	9	20	0
10	802,849	8,532	227	165	156	85	55	142	46	4	0	653	3	3	9	6,065	7,959	6,945	1,894	880	1,014	10	9	19	7	9	0
11	2,779,322	20,923	818	337	303	305	133	307	224	17	44	1,670	3	1	2	10,233	14,106	12,721	3,873	2,488	1,385	18	7	25	11	64	0
12	830,788	10,224	375	143	151	202	71	176	38	13	0	794	1	0	3	8,203	10,314	9,372	2,111	1,169	942	3	4	7	6	3	0
13	1,408,864	11,948	1,018	203	271	197	191	226	79	29	0	1,196	5	2	0	7,124	9,903	9,338	2,779	2,214	565	31	12	43	3	1	0
14	308,488	3,424	205	66	66	37	51	81	24	11	0	336	0	1	1	1,937	2,718	2,478	781	541	240	1	4	5	4	49	0
15	1,433,417	15,383	452	190	447	376	129	254	106	29	0	1,531	1	0	9	8,292	11,187	10,275	2,895	1,983	912	5	10	15	4	7	0
16	73,940	495	66	25	14	6	16	34	3	1	0	99	0	0	6	415	619	580	204	165	39	0	0	0	0	1	0
17	1,897,976	15,018	572	262	490	302	92	264	112	68	0	1,590	5	0	7	8,962	12,740	11,124	3,778	2,162	1,616	5	14	19	17	6	0
18	583,563	7,496	285	104	263	154	38	122	37	11	4	733	0	0	6	4,883	6,779	5,901	1,896	1,018	878	5	4	9	5	0	0
19	650,933	7,507	378	120	150	209	52	136	42	12	0	721	3	1	4	5,822	7,646	6,921	1,824	1,099	725	1	4	5	4	18	0
20	367,347	3,533	197	34	71	203	37	55	9	5	3	417	0	0	1	2,970	4,093	3,584	1,123	614	509	0	3	3	1	1	0
21	766,491	7,621	331	115	248	196	109	138	46	7	2	861	3	1	17	6,139	8,879	7,331	2,740	1,192	1,548	6	5	11	2	4	0
22	177,987	2,841	73	17	16	16	15	38	4	1	0	107	0	0	0	2,410	2,919	2,590	509	180	329	0	1	1	1	5	0
23	419,234	3,857	111	71	40	38	29	105	19	4	0	306	0	6	1	2,935	3,469	3,352	534	417	117	3	1	4	5	3	0
24	463,560	3,715	98	41	97	75	17	76	21	12	1	340	0	0	0	2,366	3,229	2,804	863	438	425	1	4	5	6	4	0
25	352,496	2,320	153	72	95	30	17	40	18	3	0	275	0	0	2	1,617	2,681	2,045	1,064	428	636	2	2	4	2	1	0
<b>State</b>	<b>20,840,568</b>	<b>208,123</b>	<b>8,424</b>	<b>3,437</b>	<b>4,858</b>	<b>4,268</b>	<b>1,653</b>	<b>3,651</b>	<b>1,426</b>	<b>455</b>	<b>55</b>	<b>19,803</b>	<b>45</b>	<b>24</b>	<b>131</b>	<b>139,898</b>	<b>189,258</b>	<b>168,125</b>	<b>49,360</b>	<b>28,227</b>	<b>21,133</b>	<b>152</b>	<b>168</b>	<b>320</b>	<b>128</b>	<b>530</b>	<b>2</b>

TABLE Ia 2018 Annual Workload Activity Reports For Infant Deaths										
District	Not Sleep Environment Related					Sleep Environment Related				
	Specified Natural Disease	Homicide	Accident	Undetermined	Total	Accidental asphyxia, sleep surface sharing	Accidental asphyxia, not sleep surface sharing	SIDS	Undetermined	Total
1	1	0	5	0	6	6	4	0	3	13
2	4	0	0	4	8	1	0	0	3	4
3	2	0	0	1	3	1	1	0	1	3
4	4	2	6	6	18	11	3	3	3	20
5	2	1	3	5	11	3	3	0	0	6
6	1	1	3	0	5	3	3	0	3	9
7	0	1	0	0	1	0	1	0	2	3
8	0	0	0	0	0	0	0	1	3	4
9	7	0	2	0	9	2	1	0	19	22
10	2	3	5	0	10	8	1	0	0	9
11	8	1	4	5	18	4	3	0	0	7
12	2	0	1	0	3	2	1	0	1	4
13	6	0	18	7	31	2	3	0	7	12
14	1	0	0	0	1	3	1	0	0	4
15	1	2	1	1	5	5	5	0	0	10
16	0	0	0	0	0	0	0	0	0	0
17	1	0	1	3	5	0	0	0	14	14
18	3	2	0	0	5	3	0	0	1	4
19	0	0	0	1	1	2	1	0	1	4
20	0	0	0	0	0	0	1	1	1	3
21	3	1	2	0	6	3	1	0	1	5
22	0	0	0	0	0	1	0	0	0	1
23	0	0	2	1	3	0	0	0	1	1
24	0	0	0	1	1	0	4	0	0	4
25	1	0	1	0	2	0	0	0	2	2
State	49	14	54	35	152	60	37	5	66	168

TABLE Ib 2018 Annual Workload Activity Reports For Law Enforcement Involved Deaths						
District	Law Enforcement Involved (Homicides, not including Judicial Execution)	Law Enforcement Involved (Accidents)	Law Enforcement Involved (Undetermined)	Law Enforcement Involved (Suicides)	Law Enforcement Involved (Natural)	Total
1	2	1	1	1	0	5
2	1	3	0	0	0	4
3	0	1	0	0	0	1
4	5	1	0	1	0	7
5	7	1	0	1	0	9
6	3	4	0	1	0	8
7	4	0	0	0	0	4
8	3	0	0	0	0	3
9	5	1	0	3	0	9
10	7	0	0	0	0	7
11	5	5	0	1	0	11
12	1	3	0	1	1	6
13	3	0	0	0	0	3
14	2	1	0	1	0	4
15	2	1	0	1	0	4
16	0	0	0	0	0	0
17	5	6	0	6	0	17
18	1	1	0	1	2	5
19	3	0	0	1	0	4
20	0	1	0	0	0	1
21	0	1	1	0	0	2
22	1	0	0	0	0	1
23	2	1	0	2	0	5
24	1	1	0	3	1	6
25	1	0	0	1	0	2
State	64	33	2	25	4	128

**TABLE Ia1  
2018 Workload by Depth of Examination (Infant Deaths)**

District	Not Sleep Environment Related																			
	Specified Natural Disease				Homicide				Accident				Undetermined				Totals for Year			
	Autopsied	Body Inspected	Case Investigated Only	Total	Autopsied	Body Inspected	Case Investigated Only	Total	Autopsied	Body Inspected	Case Investigated Only	Total	Autopsied	Body Inspected	Case Investigated Only	Total	Autopsied	Body Inspected	Case Investigated Only	Total
1	1	0	0	1	0	0	0	0	5	0	0	5	0	0	0	0	6	0	0	6
2	4	0	0	4	0	0	0	0	0	0	0	0	4	0	0	4	8	0	0	8
3	1	0	1	2	0	0	0	0	0	0	0	0	1	0	0	1	2	0	1	3
4	3	0	1	4	2	0	0	2	6	0	0	6	6	0	0	6	17	0	1	18
5	2	0	0	2	1	0	0	1	2	0	1	3	5	0	0	5	10	0	1	11
6	1	0	0	1	1	0	0	1	3	0	0	3	0	0	0	0	5	0	0	5
7	0	0	0	0	1	0	0	1	0	0	0	0	0	0	0	0	1	0	0	1
8	0	0	0	0	0	0	0	0	0	0	0	0	0	0	0	0	0	0	0	0
9	7	0	0	7	0	0	0	0	2	0	0	2	0	0	0	0	9	0	0	9
10	2	0	0	2	3	0	0	3	5	0	0	5	0	0	0	0	10	0	0	10
11	8	0	0	8	1	0	0	1	4	0	0	4	5	0	0	5	18	0	0	18
12	2	0	0	2	0	0	0	0	1	0	0	1	0	0	0	0	3	0	0	3
13	5	1	0	6	0	0	0	0	15	2	1	18	7	0	0	7	27	3	1	31
14	1	0	0	1	0	0	0	0	0	0	0	0	0	0	0	0	1	0	0	1
15	1	0	0	1	2	0	0	2	1	0	0	1	1	0	0	1	5	0	0	5
16	0	0	0	0	0	0	0	0	0	0	0	0	0	0	0	0	0	0	0	0
17	1	0	0	1	0	0	0	0	1	0	0	1	3	0	0	3	5	0	0	5
18	2	1	0	3	2	0	0	2	0	0	0	0	0	0	0	0	4	1	0	5
19	0	0	0	0	0	0	0	0	0	0	0	0	1	0	0	1	1	0	0	1
20	0	0	0	0	0	0	0	0	0	0	0	0	0	0	0	0	0	0	0	0
21	3	0	0	3	1	0	0	1	2	0	0	2	0	0	0	0	6	0	0	6
22	0	0	0	0	0	0	0	0	0	0	0	0	0	0	0	0	0	0	0	0
23	0	0	0	0	0	0	0	0	2	0	0	2	1	0	0	1	3	0	0	3
24	0	0	0	0	0	0	0	0	0	0	0	0	1	0	0	1	1	0	0	1
25	0	1	0	1	0	0	0	0	1	0	0	1	0	0	0	0	1	1	0	2
<b>State</b>	<b>44</b>	<b>3</b>	<b>2</b>	<b>49</b>	<b>14</b>	<b>0</b>	<b>0</b>	<b>14</b>	<b>50</b>	<b>2</b>	<b>2</b>	<b>54</b>	<b>35</b>	<b>0</b>	<b>0</b>	<b>35</b>	<b>143</b>	<b>5</b>	<b>4</b>	<b>152</b>

Note: *Case Investigated Only* means the body was not viewed by a medical examiner (ME), although the case was investigated and certified by an ME.

**TABLE Ia1 Cont.  
2018 Workload by Depth of Examination (Infant Deaths)**

District	Sleep Environment Related																			
	Accidental asphyxia, sleep surface sharing				Accidental asphyxia, not sleep surface sharing				SIDS				Undetermined				Totals for Year			
	Autopsied	Body Inspected	Case Investigated Only	Total	Autopsied	Body Inspected	Case Investigated Only	Total	Autopsied	Body Inspected	Case Investigated Only	Total	Autopsied	Body Inspected	Case Investigated Only	Total	Autopsied	Body Inspected	Case Investigated Only	Total
1	6	0	0	6	4	0	0	4	0	0	0	0	3	0	0	3	13	0	0	13
2	1	0	0	1	0	0	0	0	0	0	0	0	3	0	0	3	4	0	0	4
3	1	0	0	1	1	0	0	1	0	0	0	0	1	0	0	1	3	0	0	3
4	11	0	0	11	3	0	0	3	3	0	0	3	3	0	0	3	20	0	0	20
5	3	0	0	3	3	0	0	3	0	0	0	0	0	0	0	0	6	0	0	6
6	3	0	0	3	3	0	0	3	0	0	0	0	3	0	0	3	9	0	0	9
7	0	0	0	0	1	0	0	1	0	0	0	0	2	0	0	2	3	0	0	3
8	0	0	0	0	0	0	0	0	1	0	0	1	3	0	0	3	4	0	0	4
9	2	0	0	2	1	0	0	1	0	0	0	0	19	0	0	19	22	0	0	22
10	8	0	0	8	1	0	0	1	0	0	0	0	0	0	0	0	9	0	0	9
11	4	0	0	4	3	0	0	3	0	0	0	0	0	0	0	0	7	0	0	7
12	2	0	0	2	1	0	0	1	0	0	0	0	1	0	0	1	4	0	0	4
13	2	0	0	2	3	0	0	3	0	0	0	0	7	0	0	7	12	0	0	12
14	3	0	0	3	1	0	0	1	0	0	0	0	0	0	0	0	4	0	0	4
15	5	0	0	5	5	0	0	5	0	0	0	0	0	0	0	0	10	0	0	10
16	0	0	0	0	0	0	0	0	0	0	0	0	0	0	0	0	0	0	0	0
17	0	0	0	0	0	0	0	0	0	0	0	0	14	0	0	14	14	0	0	14
18	3	0	0	3	0	0	0	0	0	0	0	0	1	0	0	1	4	0	0	4
19	2	0	0	2	1	0	0	1	0	0	0	0	1	0	0	1	4	0	0	4
20	0	0	0	0	1	0	0	1	1	0	0	1	1	0	0	1	3	0	0	3
21	3	0	0	3	1	0	0	1	0	0	0	0	1	0	0	1	5	0	0	5
22	1	0	0	1	0	0	0	0	0	0	0	0	0	0	0	0	1	0	0	1
23	0	0	0	0	0	0	0	0	0	0	0	0	1	0	0	1	1	0	0	1
24	0	0	0	0	4	0	0	4	0	0	0	0	0	0	0	0	4	0	0	4
25	0	0	0	0	0	0	0	0	0	0	0	0	2	0	0	2	2	0	0	2
State	60	0	0	60	37	0	0	37	5	0	0	5	66	0	0	66	168	0	0	168



**TABLE Ib1**  
**2018 Workload by Depth of Examination (Law Enforcement Involved Deaths)**

District	Homicides				Accidents				Undetermined				Suicides				Natural				Totals for Year			
	Autopsied	Body Inspected	Case Investigated Only	Total	Autopsied	Body Inspected	Case Investigated Only	Total	Autopsied	Body Inspected	Case Investigated Only	Total	Autopsied	Body Inspected	Case Investigated Only	Total	Autopsied	Body Inspected	Case Investigated Only	Total	Autopsied	Body Inspected	Case Investigated Only	Total
1	2	0	0	2	1	0	0	1	1	0	0	1	1	0	0	1	0	0	0	0	5	0	0	5
2	1	0	0	1	3	0	0	3	0	0	0	0	0	0	0	0	0	0	0	0	4	0	0	4
3	0	0	0	0	1	0	0	1	0	0	0	0	0	0	0	0	0	0	0	0	1	0	0	1
4	5	0	0	5	1	0	0	1	0	0	0	0	1	0	0	1	0	0	0	0	7	0	0	7
5	7	0	0	7	1	0	0	1	0	0	0	0	1	0	0	1	0	0	0	0	9	0	0	9
6	3	0	0	3	4	0	0	4	0	0	0	0	1	0	0	1	0	0	0	0	8	0	0	8
7	4	0	0	4	0	0	0	0	0	0	0	0	0	0	0	0	0	0	0	0	4	0	0	4
8	3	0	0	3	0	0	0	0	0	0	0	0	0	0	0	0	0	0	0	0	3	0	0	3
9	5	0	0	5	1	0	0	1	0	0	0	0	3	0	0	3	0	0	0	0	9	0	0	9
10	7	0	0	7	0	0	0	0	0	0	0	0	0	0	0	0	0	0	0	0	7	0	0	7
11	5	0	0	5	5	0	0	5	0	0	0	0	1	0	0	1	0	0	0	0	11	0	0	11
12	1	0	0	1	3	0	0	3	0	0	0	0	1	0	0	1	1	0	0	1	6	0	0	6
13	3	0	0	3	0	0	0	0	0	0	0	0	0	0	0	0	0	0	0	0	3	0	0	3
14	2	0	0	2	1	0	0	1	0	0	0	0	1	0	0	1	0	0	0	0	4	0	0	4
15	2	0	0	2	1	0	0	1	0	0	0	0	1	0	0	1	0	0	0	0	4	0	0	4
16	0	0	0	0	0	0	0	0	0	0	0	0	0	0	0	0	0	0	0	0	0	0	0	0
17	5	0	0	5	6	0	0	6	0	0	0	0	3	3	0	6	0	0	0	0	14	3	0	17
18	1	0	0	1	1	0	0	1	0	0	0	0	1	0	0	1	2	0	0	2	5	0	0	5
19	3	0	0	3	0	0	0	0	0	0	0	0	1	0	0	1	0	0	0	0	4	0	0	4
20	0	0	0	0	1	0	0	1	0	0	0	0	0	0	0	0	0	0	0	0	1	0	0	1
21	0	0	0	0	1	0	0	1	1	0	0	1	0	0	0	0	0	0	0	0	2	0	0	2
22	1	0	0	1	0	0	0	0	0	0	0	0	0	0	0	0	0	0	0	0	1	0	0	1
23	2	0	0	2	1	0	0	1	0	0	0	0	2	0	0	2	0	0	0	0	5	0	0	5
24	1	0	0	1	1	0	0	1	0	0	0	0	3	0	0	3	1	0	0	1	6	0	0	6
25	1	0	0	1	0	0	0	0	0	0	0	0	1	0	0	1	0	0	0	0	2	0	0	2
<b>State</b>	<b>64</b>	<b>0</b>	<b>0</b>	<b>64</b>	<b>33</b>	<b>0</b>	<b>0</b>	<b>33</b>	<b>2</b>	<b>0</b>	<b>0</b>	<b>2</b>	<b>22</b>	<b>3</b>	<b>0</b>	<b>25</b>	<b>4</b>	<b>0</b>	<b>0</b>	<b>4</b>	<b>125</b>	<b>3</b>	<b>0</b>	<b>128</b>

Note: *Case Investigated Only* means the body was not viewed by a medical examiner (ME), although the case was investigated and certified by an ME.

**TABLE Ic**  
**2018 Workload by Depth of Examination**

District	Natural				Acc: Motor Vehicle				Acc: Drug Intoxication				Acc: Fall				Acc: Other			
	Autopsied	Body Inspected	Case Investigated Only	Total	Autopsied	Body Inspected	Case Investigated Only	Total	Autopsied	Body Inspected	Case Investigated Only	Total	Autopsied	Body Inspected	Case Investigated Only	Total	Autopsied	Body Inspected	Case Investigated Only	Total
1	101	7	149	257	109	33	28	170	183	0	7	190	4	0	90	94	64	10	10	84
2	67	79	61	207	61	10	9	80	30	5	2	37	3	1	69	73	27	7	7	41
3	48	25	21	94	43	0	2	45	27	2	0	29	2	2	21	25	24	1	0	25
4	367	132	27	526	179	31	25	235	362	24	16	402	18	12	160	190	84	7	27	118
5	188	18	220	426	187	2	44	233	229	4	12	245	12	1	589	602	63	3	12	78
6	259	327	11	597	179	79	0	258	442	37	8	487	24	11	333	368	57	26	0	83
7	122	123	6	251	83	20	21	124	178	3	9	190	8	5	115	128	29	4	6	39
8	195	38	0	233	119	6	1	126	51	4	0	55	15	112	4	131	46	11	0	57
9	299	168	7	474	130	64	7	201	313	25	7	345	20	143	63	226	42	32	2	76
10	166	32	29	227	141	11	13	165	137	8	11	156	12	6	67	85	51	2	2	55
11	479	337	2	818	295	42	0	337	287	16	0	303	53	135	117	305	97	36	0	133
12	168	200	7	375	104	39	0	143	150	1	0	151	7	172	23	202	45	22	4	71
13	400	604	14	1,018	175	25	3	203	266	2	3	271	14	142	41	197	80	83	28	191
14	105	74	26	205	38	22	6	66	60	5	1	66	3	7	27	37	32	16	3	51
15	315	119	18	452	69	119	2	190	407	39	1	447	32	22	322	376	73	33	23	129
16	39	27	0	66	25	0	0	25	14	0	0	14	2	3	1	6	16	0	0	16
17	238	334	0	572	87	175	0	262	446	44	0	490	24	56	222	302	68	24	0	92
18	210	72	3	285	80	24	0	104	233	30	0	263	14	134	6	154	35	0	3	38
19	208	156	14	378	97	19	4	120	138	9	3	150	17	8	184	209	36	4	12	52
20	114	71	12	197	25	7	2	34	68	3	0	71	14	26	163	203	15	10	12	37
21	129	197	5	331	106	8	1	115	245	3	0	248	17	87	92	196	89	19	1	109
22	40	33	0	73	17	0	0	17	16	0	0	16	2	10	4	16	15	0	0	15
23	19	91	1	111	65	5	1	71	32	8	0	40	1	34	3	38	22	7	0	29
24	48	41	9	98	32	5	4	41	87	4	6	97	4	2	69	75	11	2	4	17
25	95	55	3	153	61	11	0	72	86	8	1	95	3	20	7	30	11	5	1	17
<b>State</b>	<b>4,419</b>	<b>3,360</b>	<b>645</b>	<b>8,424</b>	<b>2,507</b>	<b>757</b>	<b>173</b>	<b>3,437</b>	<b>4,487</b>	<b>284</b>	<b>87</b>	<b>4,858</b>	<b>325</b>	<b>1,151</b>	<b>2,792</b>	<b>4,268</b>	<b>1,132</b>	<b>364</b>	<b>157</b>	<b>1,653</b>

Note: *Case Investigated Only* means the body was not viewed by a medical examiner (ME), although the case was investigated and certified by an ME.

**TABLE Ic Cont.**  
**2018 Workload by Depth of Examination**

District	Suicide				Homicide				Undetermined				Pending				Totals for Year			
	Autopsied	Body Inspected	Case Investigated Only	Total	Autopsied	Body Inspected	Case Investigated Only	Total	Autopsied	Body Inspected	Case Investigated Only	Total	Autopsied	Body Inspected	Case Investigated Only	Total	Autopsied	Body Inspected	Case Investigated Only	Total
1	149	0	0	149	40	0	0	40	20	0	0	20	0	0	0	0	670	50	284	1,004
2	63	1	0	64	34	0	1	35	11	1	0	12	1	0	0	1	297	104	149	550
3	31	0	0	31	15	0	0	15	8	0	0	8	0	0	0	0	198	30	44	272
4	239	5	0	244	147	0	0	147	26	1	0	27	0	0	0	0	1,422	212	255	1,889
5	261	2	3	266	78	0	2	80	35	3	3	41	0	0	0	0	1,053	33	885	1,971
6	324	11	1	336	70	0	0	70	46	0	0	46	0	0	0	0	1,401	491	353	2,245
7	112	8	2	122	33	0	0	33	15	1	0	16	0	0	0	0	580	164	159	903
8	80	1	0	81	40	1	0	41	26	3	0	29	0	0	0	0	572	176	5	753
9	156	8	0	164	135	2	0	137	28	1	0	29	0	0	0	0	1,123	443	86	1,652
10	141	1	0	142	46	0	0	46	4	0	0	4	0	0	0	0	698	60	122	880
11	298	9	0	307	224	0	0	224	15	2	0	17	44	0	0	44	1,792	577	119	2,488
12	167	8	1	176	38	0	0	38	13	0	0	13	0	0	0	0	692	442	35	1,169
13	223	3	0	226	79	0	0	79	28	1	0	29	0	0	0	0	1,265	860	89	2,214
14	80	1	0	81	24	0	0	24	10	1	0	11	0	0	0	0	352	126	63	541
15	122	132	0	254	106	0	0	106	27	2	0	29	0	0	0	0	1,151	466	366	1,983
16	34	0	0	34	3	0	0	3	1	0	0	1	0	0	0	0	134	30	1	165
17	69	195	0	264	112	0	0	112	65	3	0	68	0	0	0	0	1,109	831	222	2,162
18	121	1	0	122	37	0	0	37	7	4	0	11	4	0	0	4	741	265	12	1,018
19	130	6	0	136	41	0	1	42	9	3	0	12	0	0	0	0	676	205	218	1,099
20	55	0	0	55	9	0	0	9	5	0	0	5	3	0	0	3	308	117	189	614
21	135	2	1	138	46	0	0	46	7	0	0	7	1	1	0	2	775	317	100	1,192
22	38	0	0	38	4	0	0	4	1	0	0	1	0	0	0	0	133	43	4	180
23	101	4	0	105	19	0	0	19	2	2	0	4	0	0	0	0	261	151	5	417
24	69	4	3	76	20	0	1	21	12	0	0	12	1	0	0	1	284	58	96	438
25	40	0	0	40	18	0	0	18	3	0	0	3	0	0	0	0	317	99	12	428
<b>State</b>	<b>3,238</b>	<b>402</b>	<b>11</b>	<b>3,651</b>	<b>1,418</b>	<b>3</b>	<b>5</b>	<b>1,426</b>	<b>424</b>	<b>28</b>	<b>3</b>	<b>455</b>	<b>54</b>	<b>1</b>	<b>0</b>	<b>55</b>	<b>18,004</b>	<b>6,350</b>	<b>3,873</b>	<b>28,227</b>

**TABLE II**  
**2018 Cases Accepted by Medical Examiners**  
**Related to District Population**

Autopsies and Other Investigations			Cremation Approvals		
Rank	District		Rank	District	
1	16	2.232	1	22	13.540
2	8	1.914	2	5	11.237
3	14	1.754	3	6	10.263
4	18	1.744	4	12	9.874
5	5	1.709	5	7	9.577
6	7	1.700	6	19	8.944
7	19	1.688	7	18	8.368
8	20	1.671	8	8	8.156
9	13	1.571	9	20	8.085
10	3	1.566	10	21	8.009
11	21	1.555	11	10	7.554
12	4	1.514	12	23	7.001
13	6	1.511	13	4	6.472
14	12	1.407	14	1	6.388
15	15	1.383	15	14	6.279
16	1	1.322	16	3	6.017
17	2	1.279	17	15	5.785
18	9	1.224	18	16	5.613
19	25	1.214	19	9	5.369
20	17	1.139	20	24	5.104
21	10	1.096	21	13	5.057
22	22	1.011	22	17	4.722
23	23	0.995	23	25	4.587
24	24	0.945	24	2	4.211
25	11	0.895	25	11	3.682

**TABLE III**  
**2018 Autopsies Related to**  
**Total Deaths, Population, and Violent Deaths**

Autopsies/ Total Deaths			Autopsies/ Population			Autopsies/ Violent Deaths		
Rank	District		Rank	District		Rank	District	
1	16	0.271	1	16	1.812	1	16	1.354
2	25	0.137	2	8	1.454	2	22	1.243
3	8	0.122	3	18	1.270	3	25	1.153
4	3	0.118	4	14	1.141	4	3	1.112
5	9	0.115	5	3	1.140	5	8	1.100
6	4	0.113	6	4	1.140	6	11	1.073
7	13	0.106	7	7	1.092	7	10	1.069
8	14	0.103	8	19	1.039	8	13	1.058
9	21	0.102	9	21	1.011	9	14	1.048
10	18	0.099	10	6	0.943	10	4	1.043
11	19	0.090	11	5	0.913	11	18	1.011
12	20	0.087	12	25	0.899	12	9	0.953
13	11	0.086	13	13	0.898	13	19	0.938
14	2	0.085	14	1	0.882	14	21	0.900
15	10	0.082	15	10	0.869	15	1	0.897
16	1	0.081	16	20	0.838	16	7	0.890
17	7	0.080	17	12	0.833	17	12	0.872
18	24	0.076	18	9	0.832	18	2	0.866
19	15	0.075	19	15	0.803	19	23	0.853
20	17	0.074	20	22	0.747	20	6	0.850
21	6	0.073	21	2	0.691	21	24	0.835
22	12	0.068	22	11	0.645	22	15	0.752
23	23	0.068	23	23	0.623	23	20	0.739
24	5	0.064	24	24	0.613	24	17	0.697
25	22	0.047	25	17	0.584	25	5	0.682

**TABLE IV**  
**2018 Percent of Medical Examiner Cases Autopsied**

District	Natural	Accident: Motor Vehicle	Accident: Drug Intoxication	Accident: Fall	Accident: Other	Suicide	Homicide	Undetermined
1	39.3%	64.1%	96.3%	4.3%	76.2%	100.0%	100.0%	100.0%
2	32.4%	76.3%	81.1%	4.1%	65.9%	98.4%	97.1%	91.7%
3	51.1%	95.6%	93.1%	8.0%	96.0%	100.0%	100.0%	100.0%
4	69.8%	76.2%	90.0%	9.5%	71.2%	98.0%	100.0%	96.3%
5	44.1%	80.3%	93.5%	2.0%	80.8%	98.1%	97.5%	85.4%
6	43.4%	69.4%	90.8%	6.5%	68.7%	96.4%	100.0%	100.0%
7	48.6%	66.9%	93.7%	6.3%	74.4%	91.8%	100.0%	93.8%
8	83.7%	94.4%	92.7%	11.5%	80.7%	98.8%	97.6%	89.7%
9	63.1%	64.7%	90.7%	8.8%	55.3%	95.1%	98.5%	96.6%
10	73.1%	85.5%	87.8%	14.1%	92.7%	99.3%	100.0%	100.0%
11	58.6%	87.5%	94.7%	17.4%	72.9%	97.1%	100.0%	88.2%
12	44.8%	72.7%	99.3%	3.5%	63.4%	94.9%	100.0%	100.0%
13	39.3%	86.2%	98.2%	7.1%	41.9%	98.7%	100.0%	96.6%
14	51.2%	57.6%	90.9%	8.1%	62.7%	98.8%	100.0%	90.9%
15	69.7%	36.3%	91.1%	8.5%	56.6%	48.0%	100.0%	93.1%
16	59.1%	100.0%	100.0%	33.3%	100.0%	100.0%	100.0%	100.0%
17	41.6%	33.2%	91.0%	7.9%	73.9%	26.1%	100.0%	95.6%
18	73.7%	76.9%	88.6%	9.1%	92.1%	99.2%	100.0%	63.6%
19	55.0%	80.8%	92.0%	8.1%	69.2%	95.6%	97.6%	75.0%
20	57.9%	73.5%	95.8%	6.9%	40.5%	100.0%	100.0%	100.0%
21	39.0%	92.2%	98.8%	8.7%	81.7%	97.8%	100.0%	100.0%
22	54.8%	100.0%	100.0%	12.5%	100.0%	100.0%	100.0%	100.0%
23	17.1%	91.5%	80.0%	2.6%	75.9%	96.2%	100.0%	50.0%
24	49.0%	78.0%	89.7%	5.3%	64.7%	90.8%	95.2%	100.0%
25	62.1%	84.7%	90.5%	10.0%	64.7%	100.0%	100.0%	100.0%
<b>State</b>	<b>52.5%</b>	<b>72.9%</b>	<b>92.4%</b>	<b>7.6%</b>	<b>68.5%</b>	<b>88.7%</b>	<b>99.4%</b>	<b>93.2%</b>



**TABLE V**  
**2018 Ranking of Violent Death Rates**  
**(Per 1000 Population)**

Ranking	Dist	Mot Veh Acc/ Population	Dist	Drug Intox Acc/ Population	Dist	Fall Acc/ Population	Dist	Other Acc/ Population	Dist	Homicides/ Population	Dist	Suicides/ Population	Dist	Total Violent/ Population
1	16	0.338	18	0.451	20	0.553	16	0.216	4	0.118	16	0.460	5	1.340
2	8	0.320	7	0.358	5	0.522	14	0.165	8	0.104	14	0.263	16	1.339
3	3	0.259	6	0.328	8	0.333	8	0.145	9	0.102	23	0.250	8	1.322
4	7	0.233	21	0.324	19	0.321	3	0.144	3	0.086	5	0.231	18	1.256
5	1	0.224	4	0.322	18	0.264	21	0.142	2	0.081	7	0.230	7	1.228
6	14	0.214	15	0.312	15	0.262	13	0.136	11	0.081	6	0.226	20	1.135
7	10	0.206	25	0.270	21	0.256	1	0.111	14	0.078	22	0.213	21	1.123
8	25	0.204	17	0.258	6	0.248	20	0.101	15	0.074	12	0.212	6	1.109
9	5	0.202	9	0.256	12	0.243	2	0.095	5	0.069	18	0.209	19	1.108
10	4	0.188	1	0.250	7	0.241	4	0.095	19	0.065	19	0.209	4	1.092
11	2	0.186	19	0.230	2	0.170	15	0.090	18	0.063	8	0.206	14	1.089
12	19	0.184	14	0.214	9	0.167	12	0.085	7	0.062	1	0.196	15	1.068
13	18	0.178	5	0.212	24	0.162	22	0.084	21	0.060	4	0.196	3	1.025
14	6	0.174	24	0.209	17	0.159	19	0.080	17	0.059	21	0.180	1	0.984
15	12	0.172	10	0.194	4	0.152	7	0.073	10	0.057	3	0.178	12	0.956
16	23	0.169	20	0.193	3	0.144	23	0.069	13	0.056	15	0.177	9	0.873
17	21	0.150	13	0.192	13	0.140	10	0.069	1	0.053	10	0.176	13	0.849
18	9	0.149	16	0.189	1	0.124	5	0.068	25	0.051	24	0.164	17	0.838
19	13	0.144	12	0.182	14	0.120	18	0.065	6	0.047	13	0.160	10	0.813
20	17	0.138	3	0.167	11	0.110	9	0.056	12	0.046	20	0.150	2	0.798
21	15	0.133	8	0.140	10	0.106	6	0.056	23	0.045	2	0.149	25	0.780
22	11	0.121	11	0.109	23	0.091	17	0.048	24	0.045	17	0.139	24	0.733
23	22	0.096	23	0.095	22	0.090	25	0.048	16	0.041	9	0.122	23	0.730
24	20	0.093	22	0.090	25	0.085	11	0.048	20	0.024	25	0.113	22	0.601
25	24	0.088	2	0.086	16	0.081	24	0.037	22	0.022	11	0.110	11	0.601

TABLE VI 2018 Ranking of Districts by Number of Violent Deaths			
Rank	Violent Deaths	District	Geographical Area of Florida with Population Ranking (#)
1	1,670	11	Miami (#1)
2	1,648	6	St. Petersburg (#3)
3	1,590	17	Ft. Lauderdale (#2)
4	1,545	5	Leesburg (#8)
5	1,531	15	Palm Beach (#4)
6	1,363	4	Jacksonville (#7)
7	1,196	13	Tampa (#5)
8	1,178	9	Orlando (#6)
9	861	21	Ft. Myers (#11)
10	794	12	Sarasota (#9)
11	747	1	Pensacola (#12)
12	733	18	Melbourne (#14)
13	721	19	Ft. Pierce (#13)
14	653	10	Lakeland (#10)
15	652	7	Daytona Beach (#15)
16	520	8	Gainesville (#19)
17	417	20	Naples (#20)
18	343	2	Tallahassee (#17)
19	340	24	Sanford (#16)
20	336	14	Panama City (#22)
21	306	23	St. Augustine (#18)
22	275	25	Kissimmee (#21)
23	178	3	Live Oak (#24)
24	107	22	Port Charlotte (#23)
25	99	16	Florida Keys (#25)
<b>State</b>	<b>19,803</b>		

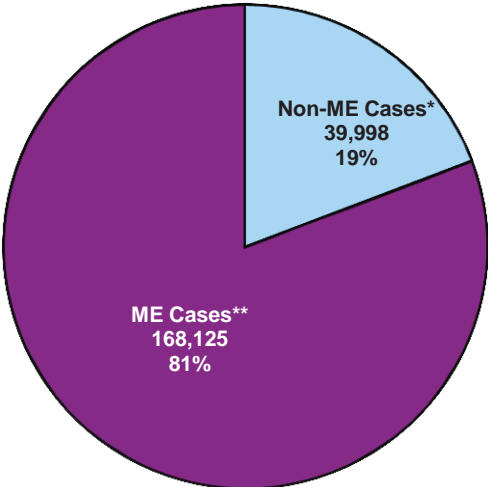
TABLE VII 2018 District Death Rates as Related to Autopsy Rates		
Dist	Deaths/ Population	Autopsies/ Population
1	1.09%	0.088%
2	0.81%	0.069%
3	0.97%	0.114%
4	1.01%	0.114%
5	1.43%	0.091%
6	1.28%	0.094%
7	1.37%	0.109%
8	1.19%	0.145%
9	0.73%	0.083%
10	1.06%	0.087%
11	0.75%	0.064%
12	1.23%	0.083%
13	0.85%	0.090%
14	1.11%	0.114%
15	1.07%	0.080%
16	0.67%	0.181%
17	0.79%	0.058%
18	1.28%	0.127%
19	1.15%	0.104%
20	0.96%	0.084%
21	0.99%	0.101%
22	1.60%	0.075%
23	0.92%	0.062%
24	0.80%	0.061%
25	0.66%	0.090%
<b>State</b>	<b>1.00%</b>	<b>0.086%</b>

**TABLE VIII**  
**Fifteen Year Comparison of Violent Death Rates**

Dist	2004	2005	2006	2007	2008	2009	2010	2011	2012	2013	2014	2015	2016	2017	2018
1	0.787	0.867	0.831	0.811	0.805	0.807	0.765	0.788	0.742	0.711	0.821	0.862	0.858	0.909	0.984
2	0.560	0.736	0.640	0.634	0.625	0.624	0.688	0.708	0.745	0.644	0.576	0.611	0.736	0.791	0.798
3	0.848	0.981	0.910	0.990	0.975	0.975	0.956	1.030	0.815	0.820	0.714	0.956	0.848	0.879	1.025
4	0.793	0.802	0.792	0.842	0.835	0.837	0.739	0.775	0.900	0.874	0.879	0.930	1.224	1.292	1.092
5	0.711	0.792	0.782	0.699	0.690	0.685	0.904	0.937	1.007	0.994	1.024	1.145	1.253	1.291	1.340
6	0.846	0.825	0.893	0.909	0.910	0.914	1.014	0.981	0.933	0.897	0.973	0.987	1.082	1.068	1.109
7	0.838	0.867	0.810	0.823	0.818	0.824	1.019	0.943	0.867	0.853	0.817	0.917	0.984	1.141	1.228
8	0.905	1.072	1.049	1.170	1.151	1.141	1.130	1.167	1.153	1.095	0.979	1.109	1.159	1.231	1.322
9	0.695	0.730	0.721	0.702	0.693	0.697	0.645	0.673	0.656	0.642	0.705	0.730	0.815	0.815	0.873
10	0.788	0.569	0.764	0.663	0.657	0.658	0.701	0.663	0.643	0.697	0.711	0.668	0.778	0.800	0.813
11	0.584	0.608	0.621	0.611	0.607	0.608	0.539	0.534	0.536	0.524	0.562	0.594	0.674	0.608	0.601
12	0.731	0.763	0.753	0.746	0.737	0.741	0.741	0.780	0.804	0.781	0.842	1.083	1.118	1.071	0.956
13	0.847	0.864	0.908	0.908	0.902	0.905	0.902	0.860	0.799	0.777	0.747	0.837	0.877	0.793	0.849
14	0.844	0.845	0.927	0.937	0.920	0.919	0.715	0.775	0.743	0.722	0.888	1.012	1.008	1.027	1.089
15	0.774	0.792	0.833	0.904	0.904	0.910	0.723	0.646	0.687	0.750	0.761	0.939	1.176	1.213	1.068
16	1.120	1.226	1.180	1.279	1.328	1.296	1.272	1.390	1.111	1.167	0.979	1.267	1.183	1.392	1.339
17	0.646	0.693	0.666	0.675	0.677	0.683	0.664	0.622	0.646	0.651	0.668	0.745	0.928	0.939	0.838
18	0.848	1.002	0.981	0.880	0.874	0.875	0.854	0.895	0.920	0.925	0.954	1.008	1.188	1.288	1.256
19	0.951	0.827	0.835	0.764	0.754	0.759	0.809	0.805	0.896	0.938	0.847	0.911	1.054	1.044	1.108
20	0.865	0.941	0.946	0.872	0.874	0.874	0.930	0.877	0.843	0.970	1.025	0.983	1.059	1.105	1.135
21	1.082	1.113	1.047	0.993	0.979	0.991	0.887	0.923	0.865	0.765	0.909	1.067	1.047	1.199	1.123
22	0.682	0.669	0.605	0.620	0.615	0.616	0.575	0.611	0.502	0.507	0.552	0.616	0.722	0.660	0.601
23	0.695	0.649	0.624	0.663	0.645	0.643	0.658	0.609	0.532	0.520	0.589	0.539	0.603	0.691	0.730
24	0.357	0.335	0.081	0.409	0.408	0.411	0.435	0.447	0.376	0.428	0.403	0.479	0.666	0.684	0.733
25													0.654	0.818	0.780
<b>State</b>	<b>0.748</b>	<b>0.772</b>	<b>0.773</b>	<b>0.775</b>	<b>0.770</b>	<b>0.766</b>	<b>0.772</b>	<b>0.753</b>	<b>0.751</b>	<b>0.744</b>	<b>0.770</b>	<b>0.842</b>	<b>0.949</b>	<b>0.965</b>	<b>0.950</b>

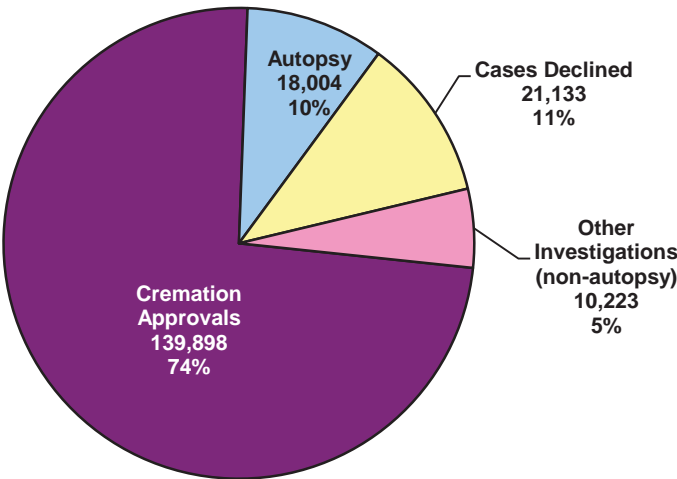
Note: Prior to 2016, District 9 included Orange & Osceola counties. Both counties enacted Home Rule authority in 2016 and District 9 was split into two districts, with Orange County staying District 9 and Osceola County becoming District 25.

**Chart Ia**  
**2018 Medical Examiner Jurisdiction**  
**Total Florida Deaths: 208,123**

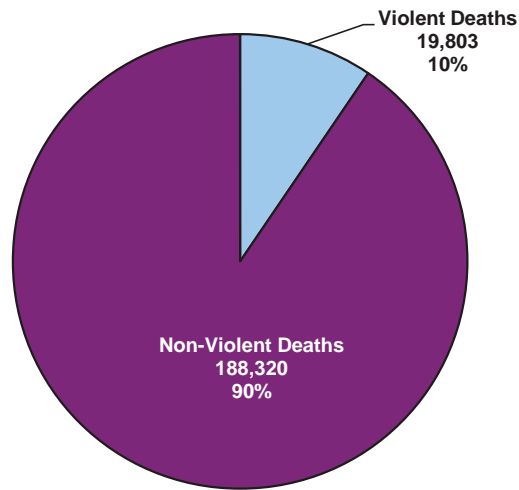


\* Includes 21,133 Cases Reviewed but Jurisdiction Declined  
\*\* Includes Cases Accepted and Cremation Approvals

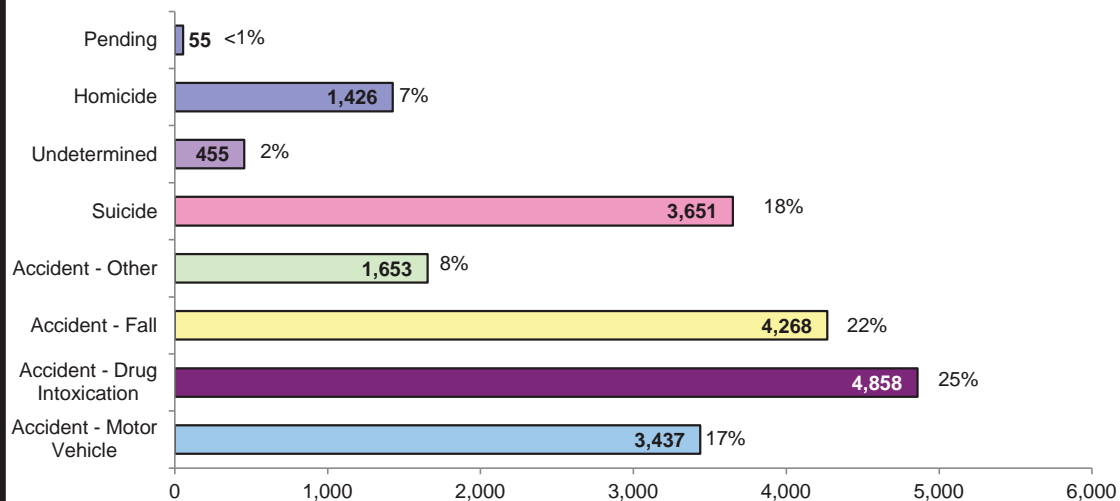
**Chart Ib**  
**2018 Medical Examiner Workload**  
**Total Deaths Reviewed: 189,258**



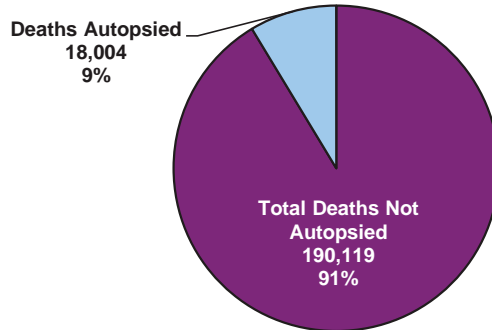
**Chart IIa**  
**2018 Violent vs. Non-Violent Deaths**  
**Total Florida Deaths: 208,123**



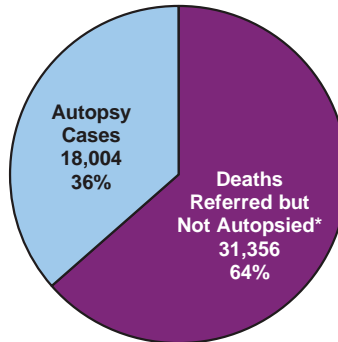
**Chart IIb**  
**2018 Violent Death Workload**  
**Total Violent Deaths: 19,803**



**Chart IIIa**  
**2018 Autopsy Workload**  
**Total Florida Deaths: 208,123**

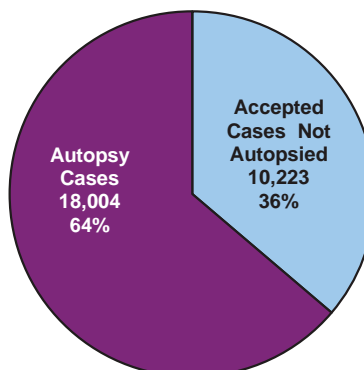


**Chart IIIb**  
**2018 Autopsy Workload as Percent of**  
**Deaths Referred to Medical Examiners**

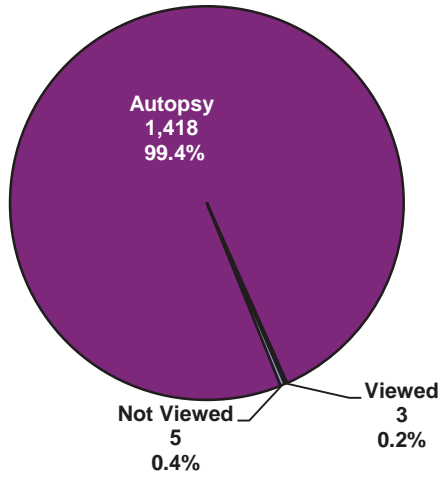


Total Deaths Referred: 49,360 (\*excludes cremations)

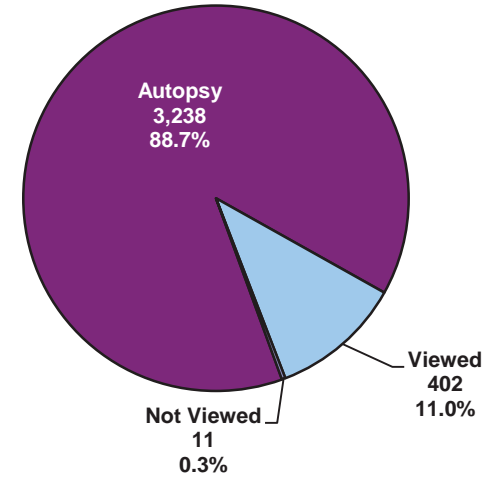
**Chart IIIc**  
**2018 Autopsy Workload as**  
**Percent of Deaths Accepted**  
**Total Deaths Accepted: 28,227**



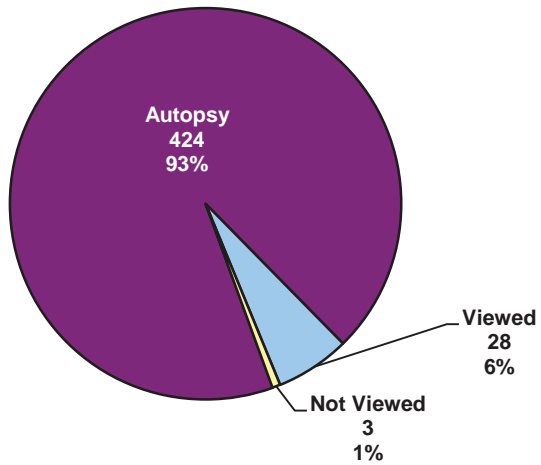
**Chart IVa**  
2018 Workload by Depth of Examinations -  
Homicide



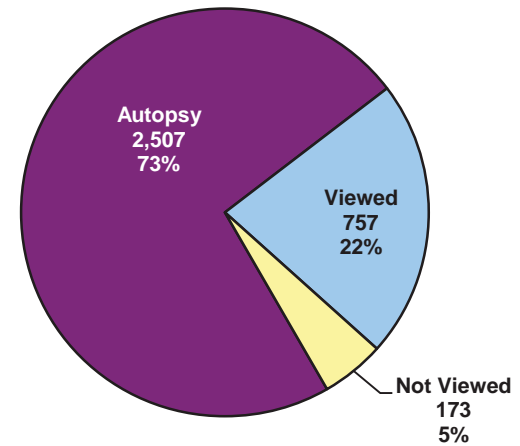
**Chart IVb**  
2018 Workload by Depth of Examinations -  
Suicide



**Chart IVc**  
2018 Workload by Depth of Examinations -  
Undetermined

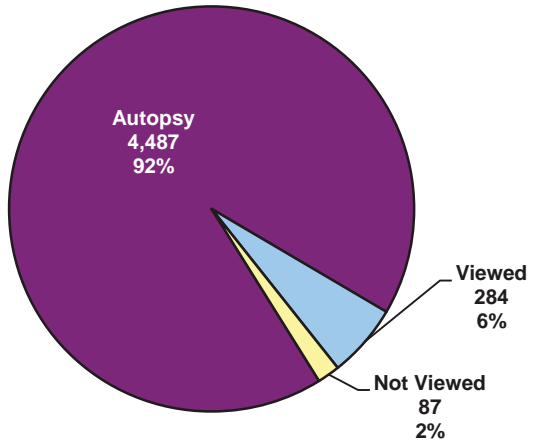


**Chart IVd**  
2018 Workload by Depth of Examinations -  
Accident: Motor Vehicle

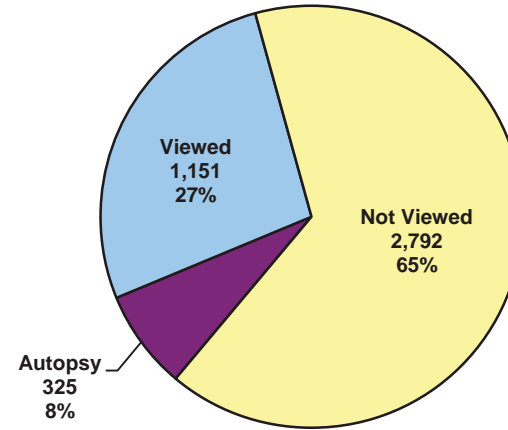




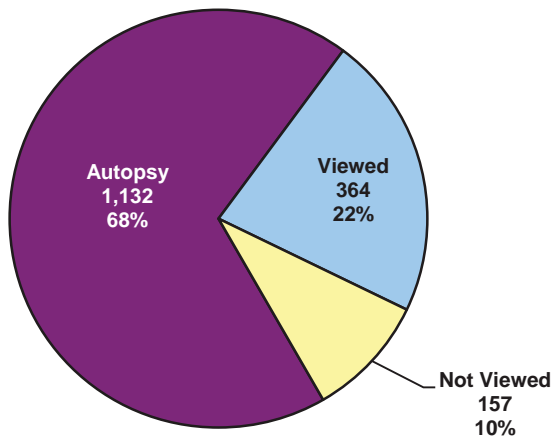
**Chart IVe**  
**2018 Workload by Depth of Examinations -**  
**Accident: Drug Intoxication**



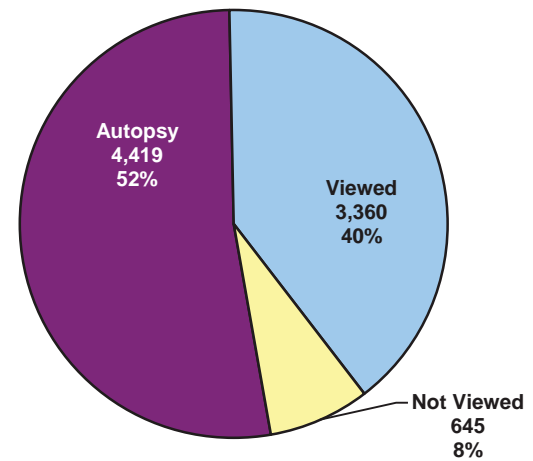
**Chart IVf**  
**2018 Workload by Depth of Examinations -**  
**Accident: Fall**



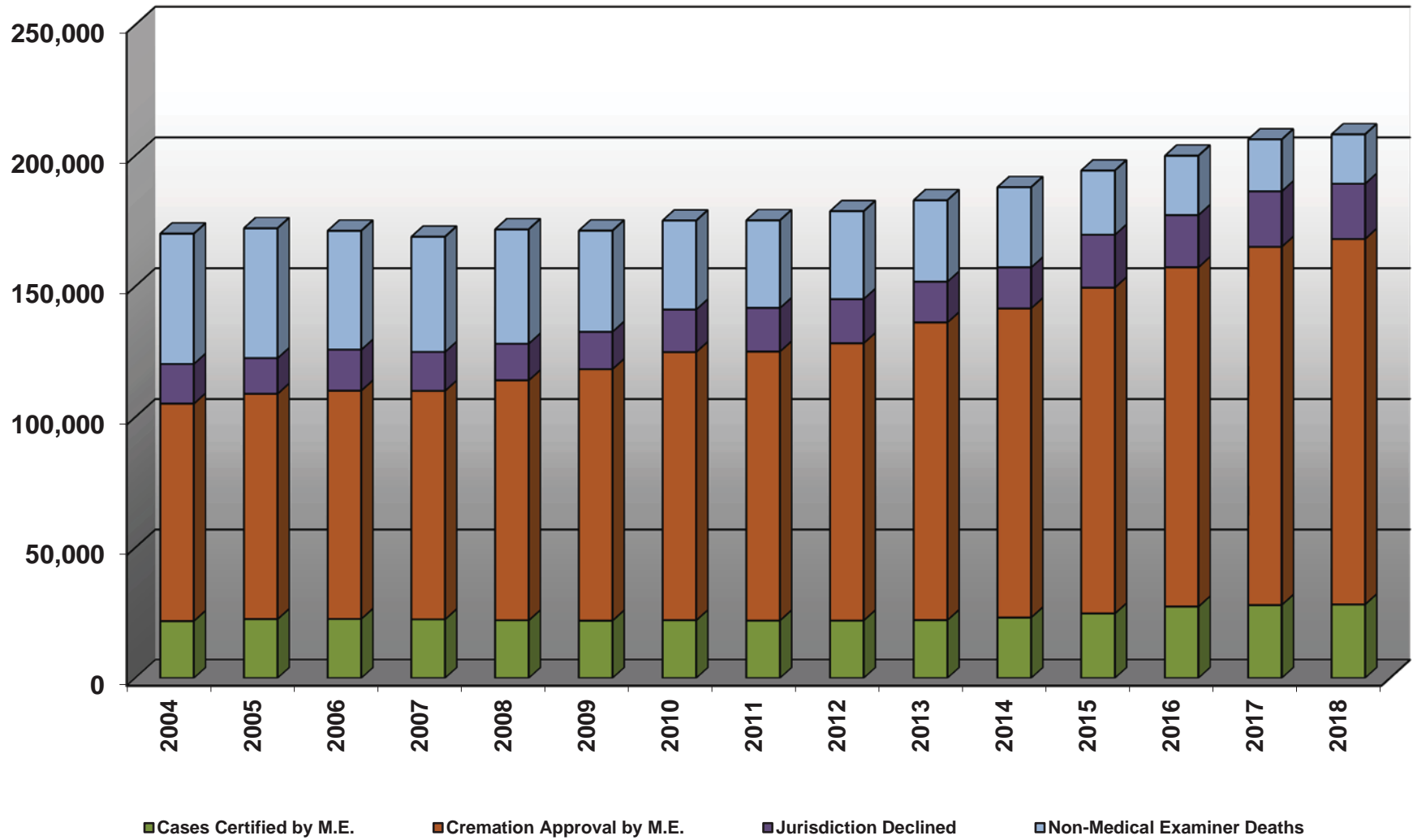
**Chart IVg**  
**2018 Workload by Depth of Examinations -**  
**Accident: Other (Non-motor vehicle)**



**Chart IVh**  
**2018 Workload by Depth of Examinations -**  
**Natural**



**CHART V**  
**Historical Workload**  
**Medical Examiner Cases**  
**2004 - 2018**



## MEDICAL EXAMINERS COMMISSION

### **Stephen J. Nelson, M.A., M.D., F.C.A.P.**

#### **Chairman**

District 10 Medical Examiner  
1021 Jim Keene Boulevard  
Winter Haven, Florida 33880  
(863) 298-4600  
*email: StephenNelson@polk-county.net*  
First Term: 2/13/2014-7/1/2016  
Second Term: 08/29/2018-07/01/2020

### **Barbara C. Wolf, M.D.**

District 5 Medical Examiner  
809 Pine Street  
Leesburg, Florida 34748  
(352) 326-5961  
*email: barbara.wolf@marioncountyfl.org*  
First Term: 8/7/2015-7/1/2019

### **Honorable J. Harrell Reid**

Sheriff, Hamilton County  
Post Office Drawer A  
Jasper, Florida 32052  
(386) 792-2004  
*email: reidh@flcfn.net*  
First Term: 11/14/2017-8/21/2021

### **Robin Giddens Sheppard, L.F.D.**

Funeral Director/Vice President  
Hardage-Giddens Funeral Homes  
4801 San Jose Boulevard  
Jacksonville, Florida 32207  
(904) 737-7171  
*email: Robin.Sheppard@dignitymemorial.com*  
First Term: 8/15/2013-7/1/2016  
Second Term: 08/29/2018-07/01/2020

### **Mr. Kenneth T. Jones**

State Registrar  
Florida Department of Health  
Bureau of Vital Statistics  
Post Office Box 210  
Jacksonville, Florida 32231  
(904) 359-6900 ext. 1001  
*email: Ken.Jones@flhealth.gov*  
Term: Not Applicable

### **Honorable Charlie Cofer, J.D.**

Public Defender, 4th Judicial Circuit  
407 N. Laura Street  
Jacksonville, Florida 32202  
(904) 255-4673  
*email: ccofer@pd4.coj.net*  
First Term: 08/29/2018-07/01/2021

### **Wesley Heidt, J.D.**

Office of the Attorney General  
Bureau Chief, Criminal Appeals  
444 Seabreeze Boulevard, Suite 500  
Daytona Beach, Florida 32118  
(386) 238-4990  
*email: wesley.heidt@myfloridalegal.com*  
Term: Not Applicable

### **Honorable Jeffrey A. Siegmeister, J.D.**

State Attorney, Third Judicial Circuit  
310 Pine Avenue SW  
Live Oak, Florida 32064  
(386) 362-2320  
*email: jeff.siegmeister@sao3.org*  
First Term: 11/14/2017-7/1/2019

### **Honorable Carol Whitmore**

Manatee County Commission  
Board of County Commissioners  
Post Office Box 1000  
Bradenton, Florida 34206-1000  
(941) 745-3704  
*email: carol.whitmore@mymanatee.org*  
First Term: 8/15/2013-7/1/2017  
Second Term: 08/29/2018-07/01/2021

## STAFF

Medical Examiners Commission  
Florida Department of Law Enforcement  
Post Office Box 1489  
Tallahassee, Florida 32302  
(850) 410-8600

Chief of Policy and Special Programs Vickie Koenig  
(850) 410-8600  
[vickiekoenig@fdle.state.fl.us](mailto:vickiekoenig@fdle.state.fl.us)

Government Analyst II Megan Neel  
(850) 410-8664  
[meganneel@fdle.state.fl.us](mailto:meganneel@fdle.state.fl.us)

Government Analyst II Chad Lucas  
(850) 410-8609  
[stevenchadlucas@fdle.state.fl.us](mailto:stevenchadlucas@fdle.state.fl.us)

Deputy General Counsel James Martin, J.D.  
(850) 410-7676  
[jamesmartin@fdle.state.fl.us](mailto:jamesmartin@fdle.state.fl.us)

# FLORIDA DISTRICT MEDICAL EXAMINERS

## District 1

### Tim Gallagher, M.D., M.H.S.A.

Interim Medical Examiner  
5151 North 9th Avenue  
Pensacola, Florida 32504  
Director of Operations Jeff Martin  
(850) 416-7200  
FAX: (850) 416-6475  
*e-mail: jmartin@fldme.com*

## District 2

### David T. Stewart, M.D.

560 Leonard Gray Way  
Tallahassee, Florida 32304  
Forensic Supervisor Tiffany Poston  
(850) 606-6600  
FAX: (850) 606-6601  
*e-mail: Info@Dist2ME.org*

## District 3

Dixie Co.  
ME Services Provided by District 8  
Lafayette, Madison & Suwannee Co.  
ME Services Provided by District 2  
Columbia & Hamilton Co.  
ME Services Provided by District 4

## District 4

### B. Robert Pietak, M.D.

Interim Medical Examiner  
2100 Jefferson Street  
Jacksonville, Florida 32206  
Director of Operations Tim Crutchfield  
(904) 255-4000  
FAX: (904) 630-0964  
*e-mail: tcrutchfield@coj.net*

## District 5

### Barbara C. Wolf, M.D.

809 Pine Street  
Leesburg, Florida 34748  
Director of Operations Lindsey Bayer  
(352) 326-5961  
FAX: (352) 365-6438  
*e-mail: Lindsey.Bayer@marioncounty.fl.org*

## District 6

### Jon R. Thogmartin, M.D.

10900 Ulmerton Road  
Largo, Florida 33778  
Chief Investigator Damon Breton  
(727) 582-6800  
FAX: (727) 582-6820  
*e-mail: dbreton@co.pinellas.fl.us*

## District 7 (Home Rule)

### James W. Fulcher, M.D.

1360 Indian Lake Road  
Daytona Beach, FL 32124-1001  
Director of Operations Karla Orozco  
(386) 258-4060  
FAX: (386) 258-4061  
*e-mail: korozco@volusia.org*

## District 8

### William F. Hamilton, M.D.

3217 SW 47th Avenue  
Gainesville, Florida 32608  
Operations Manager Ricardo Camacho  
(352) 627-2217  
FAX: (352) 265-9902  
*e-mail: ricardomacho@ufl.edu*

## District 9 (Home Rule)

### Joshua D. Stephany, M.D.

2350 East Michigan Street  
Orlando, Florida 32806  
Program Manager Sheri Blanton  
(407) 836-9400  
FAX:(407) 836-9450  
*e-mail: Sheri.Blanton@ocfl.net*

## District 10

### Stephen J. Nelson, M.A., M.D., F.C.A.P.

1021 Jim Keene Boulevard  
Winter Haven, Florida 33880  
Office Manager Sheli Wilson  
(863) 298-4600  
FAX:(863) 298-5264  
*e-mail: StephenNelson@polk-county.net*

## District 11 (Home Rule)

### Emma O. Lew, M.D.

Number One on Bob Hope Road  
Miami, Florida 33136-1133  
Director of Operations Darren Caprara  
(305) 545-2400  
FAX: (305) 545-2412  
*e-mail: eol@miamidade.gov*

## District 12

### Russell S. Vega, M.D.

2001 Siesta Drive, Suite 302  
Sarasota, Florida 34239  
Director of Operations David Winterhalter  
(941) 361-6909  
FAX: (941) 361-6914  
*email: rvega@fldist12me.com*

## District 13 (Home Rule)

### Kelly G. Devers, M.D.

11025 North 46th Street  
Tampa, Florida 33617  
Manager of Operations Harrison Cowan  
(813) 914-4500  
FAX: (813) 914-4594  
*email: DeversK@hillsboroughcounty.org*

## District 14

### Jay Radtke, M.D.

3737 Frankford Avenue  
Panama City, Florida 32405  
Director of Operations Whit Majors  
(850) 747-5740  
FAX: (850) 747-5745  
*e-mail: umajors@baycountyfl.gov*

## District 15 (Home Rule)

### Wendolyn Sneed, M.D.

3126 Gun Club Road  
West Palm Beach, Florida 33406  
Forensic Supervisor Heron Ruiz  
(561) 688-4575  
FAX: (561) 688-4588  
*e-mail: wsneed@pbcgov.org*

## District 16

### Michael Steckbauer, M.D.

Interim Medical Examiner  
56639 Overseas Hwy  
Marathon, Florida 33050  
(305) 743-9011  
FAX: (305) 743-9013  
*e-mail: meo@monroecounty-fl.gov*

## District 17 (Home Rule)

### Craig Mallak, M.D.

5301 S.W. 31st Avenue  
Ft. Lauderdale, Florida 33312  
Division Admin Assistant Heather Galvez  
(954) 357-5200  
FAX: (954) 327-6580  
*e-mail: cmallak@broward.org*

## District 18

### Sajid S. Qaiser, M.D.

1750 Cedar Street  
Rockledge, Florida 32955  
Lead Investigator Craig Engelson  
(321) 633-1981  
FAX: (321) 633-1986  
*e-mail: sajid.qaiser@brevardcounty.us*

## District 19

### Roger E. Mittleman, M.D.

2500 South 35th Street  
Ft. Pierce, Florida 34981  
Administrative Manager Christine Canard  
(772) 464-7378  
FAX: (772) 464-2409  
*e-mail: canardc@stlucieco.org*

## District 20

### Marta U. Coburn, M.D.

3838 Domestic Avenue  
Naples, Florida 34104  
Office Manager Elizabeth Alfonso Nunez  
(239) 434-5020  
FAX: (239) 434-5027  
*e-mail: naplesme@d20me.net*

## District 21

### Rebecca A. Hamilton, M.D.

70 South Danley Drive  
Ft. Myers, Florida 33907  
Operations Manager Patti Wheaton  
(239) 533-6339  
FAX: (239) 277-5017  
*e-mail: pwheaton@leegov.com*

## District 22

### Riazul H. Imami, M.D., Ph.D.

18130 Paulson Drive  
Pt. Charlotte, Florida 33954  
Office Manager Penny Fulton  
(941) 625-1111  
FAX: (941) 627-0995  
*e-mail: medex22@embarqmail.com*

## District 23

### Predrag Bulic, M.D.

4501 Avenue A  
St. Augustine, Florida 32095  
Operations Director Koni Rogers  
(904) 209-0820  
FAX: (800) 255-8617  
*e-mail: medex23@sjcfl.us*

## District 24

### Barbara C. Wolf, M.D.

ME Services Provided by District 5

## District 25 (Home Rule)

### Joshua D. Stephany, M.D.

ME Services Provided by District 9

## FLORIDA ASSOCIATE MEDICAL EXAMINERS

### District 1

Tim J. Gallagher, M.D., M.H.S.A.  
(Wilson A. Broussard, M.D.)  
(Aurelian Nicolaescu, M.D.)  
(Jay M. Radtke, M.D.)  
(Cameron F. Snider, M.D.)

### District 2

Anthony J. Clark, M.D.  
Lisa M. Flannagan, M.D.  
Jerry L. Harris, M.D.  
Stephen L. Sgan, M.D.

### District 3

Dixie Co.  
ME Services Provided by District 8  
Lafayette, Madison, & Suwannee Co.  
ME Services Provided by District 2  
Columbia & Hamilton Co.  
ME Services Provided by District 4

### District 4

Robert Buchsbaum, M.D., J.D.  
Peter Gillespie, M.D.  
Brittany L. Glad, D.O.  
Aurelian Nicolaescu, M.D.  
Robert R. Pfalzgraf, M.D.  
Valerie J. Rao, M.D.  
(Leszek Chrostowski, M.D.)  
(William F. Hamilton, M.D.)  
(Deanna A. Oleske, M.D.)  
(Wendy A. Stroh, D.O.)  
(Barbara C. Wolf, M.D.)

### District 5

Tracey S. Corey, M.D.  
Heather M. Gage, M.D.  
Tera A. Jones, M.D.  
Wendy A. Lavezzi, M.D.  
(William F. Hamilton, M.D.)  
(Susan S. Ignacio, M.D.)  
(Wayne D. Kurz, M.D.)  
(Aurelian Nicolaescu, M.D.)  
(Noel A. Palma, M.D.)  
(Joshua D. Stephany, M.D.)  
(Wendy A. Stroh, D.O.)  
(Jon Thogmartin, M.D.)  
(Christopher I. Wilson, M.D.)

### District 6

Noel R. Agudo, M.D.  
Susan S. Ignacio, M.D.  
Kailee Imperatore, M.D.  
Wayne D. Kurz, M.D.  
Noel A. Palma, M.D.  
Christopher I. Wilson, M.D.  
(Wilson A. Broussard, M.D.)  
(Tracey S. Corey, M.D.)  
(Thomas M. Coyne, M.D., Ph.D.)  
(Rebecca A. Hamilton, M.D.)  
(Tera A. Jones, M.D.)  
(Wendy A. Lavezzi, M.D.)  
(Stephen J. Nelson, M.D.)  
(Phouthasone Thirakul, M.D.)  
(Suzanne R. Utley-Bobak, M.D.)  
(Russell S. Vega, M.D.)  
(Vera V. Volnikh, M.D.)  
(Barbara C. Wolf, M.D.)

### District 7

(Noel R. Agudo, M.D.)  
(Susan S. Ignacio, M.D.)  
(Kailee Imperatore, M.D.)  
(Wayne D. Kurz, M.D.)  
(Rebecca MacDougall, M.D.)  
(Shanedelle S. Norford, M.D.)  
(Noel A. Palma, M.D.)  
(Jon R. Thogmartin, M.D.)  
(Christopher I. Wilson, M.D.)

### District 8

Wendy A. Stroh, D.O.  
(Robert Buchsbaum, M.D., J.D.)  
(Predrag Bulic, M.D.)  
(Leszek Chrostowski, M.D.)  
(Tracey S. Corey, M.D.)  
(Peter Gillespie, M.D.)  
(Tera A. Jones, M.D.)  
(Wendy A. Lavezzi, M.D.)  
(Roger E. Mittleman, M.D.)  
(Stephen J. Nelson, M.D.)  
(Aurelian Nicolaescu, M.D.)  
(Deanna A. Oleske, M.D.)  
(Valerie J. Rao, M.D.)  
(Jon R. Thogmartin, M.D.)  
(Barbara C. Wolf, M.D.)

### District 9

Jesse C. Giles, M.D.  
Marie H. Hansen, M.D.  
Jennifer Nara, D.O.  
Shanedelle S. Norford, M.D.  
Gary L. Utz, M.D.  
Sara H. Zydowicz, D.O.  
(Tracy S. Corey, M.D.)  
(Heather M. Gage, M.D.)  
(Julia V. Hegert, M.D.)  
(Tera A. Jones, M.D.)  
(Wendy Lavezzi, M.D.)  
(Roger E. Mittleman, M.D.)  
(Stephen J. Nelson, M.D.)  
(Linda Rush O'Neil, M.D.)  
(Sajid S. Qaiser, M.D.)  
(Russell S. Vega, M.D.)  
(Barbara C. Wolf, M.D.)

### District 10

Vera V. Volnikh, M.D.  
(Susan S. Ignacio, M.D.)  
(Wayne D. Kurz, M.D.)  
(Wendy Lavezzi, M.D.)  
(Roger E. Mittleman, M.D.)  
(Noel A. Palma, M.D.)  
(Jon R. Thogmartin, M.D.)  
(Christopher I. Wilson, M.D.)  
(Barbara C. Wolf, M.D.)

### District 11

Nicholas Barna, M.D.  
Fintan Garavan, M.D.  
Kenneth Hutchins, M.D.  
Katherine Kenerson, M.D.  
Benjamin Mathis, M.D.  
Catherine Miller, M.D.  
Jonathan Newsom, M.D.  
Mark J. Shuman, M.D.  
Anthony Vinson, D.O.  
(Michael D. Bell, M.D.)  
(Iouri G. Boiko, M.D., Ph.D.)  
(Manfred Borges, M.D.)  
(Marcela Chiste, M.D.)  
(Marta Coburn, M.D.)  
(Gertrude M. Juste, M.D.)  
(Rebecca MacDougall, M.D.)  
(Craig Mallak, M.D.)  
(Linda R. O'Neil, M.D.)  
(Marlon S. Osbourne, M.D.)  
(Stephen Robinson, M.D.)  
(Stacey A. Simons, M.D.)  
(Terrill Tops, M.D.)  
(Lee Marie Tormos, M.D.)

### District 12

Wilson A. Broussard, M.D.  
Phouthasone Thirakul, M.D.  
Suzanne R. Utley-Bobak, M.D.  
(Leszek Chrostowski, M.D.)  
(Laura S. Hair, M.D.)  
(Stephen J. Nelson, M.D.)  
(Robert R. Pfalzgraf, M.D.)  
(Valerie J. Rao, M.D.)  
(Daniel L. Schultz, M.D.)  
(Wendolyn Sneed, M.D.)

### District 13

Leszek A. Chrostowski, M.D.  
Mary K. Mainland, M.D.  
Ryan D. McCormick, M.D.  
Daisy C. McEnnan, M.D.  
(Phouthasone Thirakul, M.D.)  
(Gary L. Utz, M.D.)  
(Sara H. Zydowicz, D.O.)

### District 14

(Thomas M. Coyne, M.D.)  
(Tim J. Gallagher, M.D., M.H.S.A.)  
(Katherine L. Kenerson, M.D.)  
(Andrea N. Minyard, M.D.)  
(Mark J. Shuman, M.D.)

### District 15

Marcela Chiste, M.D.  
Marlon S. Osbourne, M.D.  
Stacey A. Simons, M.D.  
Terrill Tops, M.D.  
Lee Marie Tormos, M.D.  
(Iouri G. Boiko, M.D., Ph.D.)  
(Stuart M. Graham, M.D.)  
(Kenneth D. Hutchins, M.D.)  
(Gertrude M. Juste, M.D.)  
(Katherine L. Kenerson, M.D.)  
(Emma O. Lew, M.D.)  
(Craig T. Mallak, M.D., J.D.)  
(Benjamin Mathis, M.D.)  
(Roger E. Mittleman, M.D.)  
(Linda R. O'Neil, M.D.)  
(Jay Radtke, M.D.)  
(Stephen Robinson, M.D.)  
(Mark J. Shuman, M.D.)

### District 16

(Iouri G. Boiko, M.D. Ph.D.)  
(Marlon S. Osbourne, M.D.)  
(Mark J. Shuman, M.D.)

### District 17

Iouri G. Boiko, M.D., Ph.D.  
Rebecca MacDougall, M.D.  
Stephen Robinson, M.D.  
Darin Trelka, M.D., Ph.D.  
Teddi Tubre, M.D.  
(Michael D. Bell, M.D.)  
(Kenneth Hutchins, M.D.)  
(Gertrude M. Juste, M.D.)  
(Katherine L. Kenerson, M.D.)  
(Emma O. Lew, M.D.)  
(Benjamin Mathis, M.D.)  
(Linda Rush O'Neil, M.D.)  
(Wendolyn Sneed, M.D.)

### District 18

(Roger E. Mittleman, M.D.)

### District 19

Linda Rush O'Neil, M.D.  
(Michael D. Bell, M.D.)  
(Stuart M. Graham, M.D.)  
(Marie H. Hansen, M.D.)  
(Kenneth D. Hutchins, M.D.)  
(Gertrude M. Juste, M.D.)  
(Wendy A. Lavezzi, M.D.)  
(Stephen J. Nelson, M.D.)  
(Shanedelle S. Norford, M.D.)  
(Joshua D. Stephany, M.D.)  
(Sajid S. Qaiser, M.D.)  
(Mark J. Shuman, M.D.)  
(Gary L. Utz, M.D.)  
(Vera V. Volnikh, M.D.)  
(Barbara C. Wolf, M.D.)  
(Sara H. Zydowicz, D.O.)

### District 20

Manfred Borges, Jr., M.D.  
(Michael D. Bell, M.D.)  
(Rebecca A. Hamilton, M.D.)  
(Emma O. Lew, M.D.)  
(Andrea N. Minyard, M.D.)

### District 21

Thomas M. Coyne, M.D., Ph.D.  
Noelia Alemar Hernandez, M.D.  
Tracy L. Shipe, D.O.  
(Manfred C. Borges, M.D.)  
(Wilson A. Broussard, Jr., M.D.)  
(Marta U. Coburn, M. D.)  
(Riazul H. Imami, M.D., Ph.D.)  
(Katherine L. Kenerson, M.D.)  
(Jennifer Nara, D.O.)  
(Stephen J. Nelson, M.D.)  
(Jay M. Radtke, M.D.)  
(Mark J. Shuman, M.D.)  
(Phouthasone Thirakul, M.D.)  
(Vera V. Volnikh, M.D.)

### District 22

(Wilson A. Broussard, Jr., M.D.)  
(Daniel L. Schultz, M.D.)  
(Phouthasone Thirakul, M.D.)  
(Suzanne R. Utley-Bobak, M.D.)  
(Russell S. Vega, M.D.)

### District 23

Deanna A. Oleske, M.D.

### District 24

ME Services Provided by District 5

### District 25

ME Services Provided by District 9

## MEDICAL EXAMINERS COMMISSION

<b>Representing</b>	<b>Commissioner</b>	<b>Appointment</b>	<b>Reappointment</b>	<b>Term</b>
<b>Medical Examiners</b>	<b>Stephen J. Nelson, M.D.</b>	<b>2014</b>	<b>2018</b>	<b>2020</b>
	<b>Barbara C. Wolf, M.D.</b>	<b>2015</b>	<b>2019*</b>	<b>2023</b>
<b>State Attorney</b>	<b>Jeffrey Siegmeister, J.D.</b>	<b>2017</b>	<b>2019*</b>	<b>2023</b>
<b>Public Defender</b>	<b>Charlie Cofer, J.D.</b>	<b>2018</b>	<b>N/A</b>	<b>2021</b>
<b>County Commissioner</b>	<b>Carol Whitmore</b>	<b>2013</b>	<b>2018</b>	<b>2021</b>
<b>Sheriff</b>	<b>Harrell Reid</b>	<b>2017</b>	<b>N/A</b>	<b>2021</b>
<b>Funeral Home Industry</b>	<b>Robin Giddens Sheppard</b>	<b>2013</b>	<b>2018</b>	<b>2020</b>
<b>Attorney General/Designee</b>	<b>Wesley H. Heidt, J.D.</b>	<b>Standing appointment with no term</b>		
<b>State Surgeon General/Designee</b>	<b>Kenneth T. Jones</b>	<b>Standing appointment with no term</b>		

\*Recommended for reappointment

## District Medical Examiners Three Year Schedule

District	Next Three Term Year		
1	2018	2021	2024
2	2018	2021	2024
3	2018	2021	2024
4	2018	2021	2024
5	2018	2021	2024
6	2018	2021	2024
7	Home Rule Authority Began 1997		
8	2019	2022	2025
9	Home Rule Authority Began 2016		
10	2019	2022	2025
11	Home Rule Authority Began 1992		
12	2019	2022	2025
13	Home Rule Authority Began 1992		
14	2019	2022	2025
15	Home Rule Authority Began 1993		
16	2020	2023	2026
17	Home Rule Authority Began 2011		
18	2020	2023	2026
19	2020	2023	2026
20	2020	2023	2026
21	2020	2023	2026
22	2020	2023	2026
23	2020	2023	2026
24	2020	2023	2026
25	Home Rule Authority Began 2016		





**Medical Examiners Commission**

[www.fdle.state.fl.us](http://www.fdle.state.fl.us)