



# 2017

## *ANNUAL REPORT*

Stephen J. Nelson, M.A., M.D., F.C.A.P.

Chairman

Barbara C. Wolf, M.D. • Honorable James S. Purdy, J.D. • Honorable J. Harrell Reid  
Wesley H. Heidt, J.D. • Robin Giddens Sheppard, L.F.D. • Honorable Jeffrey A. Siegmeister, J.D.  
Kenneth T. Jones • Honorable Carol R. Whitmore, R.N.

## From the Chairman of the Medical Examiners Commission

On behalf of the Medical Examiners Commission (MEC), I am pleased to provide this *Annual Workload Report* to each of our district medical examiners. Although the MEC is no longer required to submit this report to the Governor and the Legislature, the information included is invaluable to the many interested parties well beyond the boundaries of our medical examiner districts. The MEC continues to strongly believe in the value and worth of compiling this statewide data and in providing it to the general public and to policy makers alike.

The *Report of Drugs Identified in Deceased Persons* provides highly sought after and critical information related to drug deaths in Florida. This unique report continues to track the unfortunate results of the abuse of both prescription and illicit drugs. This report assists Florida's state and local agencies in allocating and focusing their precious resources. Dating back to 1987, this annual report was first conceptualized for tracking deaths due to cocaine, with heroin later added in 1995. The report is constantly evolving. More drugs are tracked as their abuse potential and prevalence becomes known. The *Report of Drugs Identified in Deceased Persons* has currently evolved to include the tracking of 46 drugs and ethanol.

One of the MEC's proudest accomplishments continues to be its joint initiative with the Florida Department of Law Enforcement (FDLE) and Florida's 25 medical examiner districts to resolve the approximately 866 unidentified deceased persons in our state. With new technology and advances in forensic science, this project continues to pay dividends for many families seeking closure of a loved one's fate. We will continue to encourage participation and provide access to various resources to reduce the backlog of these unidentified deaths.

Thank you for your on-going professional commitment to providing the State of Florida with high quality medical-legal death investigative services. This is very much a team effort and you are to be commended for your exemplary efforts and professionalism.



Stephen J. Nelson, M.A., M.D., F.C.A.P.  
Chairman, Medical Examiners Commission

September 2018

# Contents

Introduction.....	1
Commission Appointments .....	1
Medical Examiner Districts.....	1
Disciplinary Actions .....	2
Annual Educational Conference .....	2
State Child Abuse Death Review Committee .....	2
Violent Crime and Drug Control Council .....	2
Florida Society of Pathologists Executive Committee .....	2
Unidentified Deceased Initiative.....	3
Methodology.....	5
Florida Medical Examiner Coverage Map.....	6
Table I District Demographics and Annual Workload Activity Reports .....	7
Table Ia Annual Workload Activity Reports for Infant Deaths .....	8
Table Ib Annual Workload Activity Reports for Law Enforcement Involved Deaths .....	8
Table Ia1 Workload by Depth of Examination (Infant Deaths Not Sleep Related) .....	9
Table Ia1 Workload by Depth of Examination (Infant Deaths Sleep Related) .....	10
Table Ib1 Workload by Depth of Examination (Law Enforcement Involved Deaths) .....	11
Table Ic Workload by Depth of Examination.....	12
Table II Cases Accepted Related to District Population .....	14
Table III Autopsies Related to Total Deaths, Population, and Violent Deaths.....	14
Table IV Percent of Medical Examiner Cases Autopsied .....	15
Table V Ranking of Violent Death Rates .....	16
Table VI Ranking of Districts by Number of Violent Deaths .....	17
Table VII District Death Rates as Related to Autopsy Rates .....	17
Table VIII Fifteen Year Comparison of Violent Death Rates .....	18
Chart Ia Medical Examiner Jurisdiction.....	19
Chart Ib Medical Examiner Workload .....	19
Chart IIa Violent Versus Non-Violent Deaths.....	20
Chart IIb Violent Death Workload.....	20
Chart IIIa Autopsy Workload as Percent of Total Deaths .....	21
Chart IIIb Autopsy Workload as Percent of Deaths Referred to Medical Examiners.....	21
Chart IIIc Autopsy Workload as Percent of Deaths Accepted .....	21
Chart IVa Workload by Depth of Examinations – Homicide.....	22
Chart IVb Workload by Depth of Examinations – Suicide .....	22
Chart IVc Workload by Depth of Examinations – Undetermined .....	22
Chart IVd Workload by Depth of Examinations – Accident: Motor Vehicle.....	22
Chart IVe Workload by Depth of Examinations – Accident: Drug Intoxication.....	23
Chart IVf Workload by Depth of Examinations – Accident: Fall .....	23
Chart IVg Workload by Depth of Examinations – Accident: Other.....	23
Chart IVh Workload by Depth of Examinations – Natural .....	23
Chart V Historical Workload Medical Examiner Cases .....	24
Appendix 1 Medical Examiners Commission .....	25
Appendix 2 District Medical Examiners .....	26
Appendix 3 Associate Medical Examiners .....	27
Appendix 4 Medical Examiners Commission Term Schedules.....	28
Appendix 5 District Medical Examiners Term Schedules.....	29

## **INTRODUCTION**

The Medical Examiners Act, Chapter 406, Part I, Florida Statutes, was enacted by the 1970 Legislature in order to establish minimum and uniform standards of excellence in statewide medical examiner services. This report is compiled to illustrate the direction taken by the Medical Examiners Commission (MEC) during 2017 to ensure an effective and viable program of medical examiner services throughout Florida.

## **COMMISSION APPOINTMENTS**

### **New Appointments**

Sheriff J. Harrell Reid, Hamilton County, was appointed by Governor Scott to fill the seat vacated when Clay County Sheriff Rick Beseler retired. Commissioner Reid's term will expire on August 21, 2021.

State Attorney Jeffrey A. Siegmeister, Third Judicial Circuit, was appointed to fill a vacant seat due to the reelection loss of 4<sup>th</sup> Judicial Circuit State Attorney Angela Corey. Commissioner Siegmeister's term will expire on July 1, 2019.

### **Reappointments**

Nominations were received for the public defender position on the MEC, as 7<sup>th</sup> Judicial Circuit Public Defender Jim Purdy's final term on the Commission expired on July 1, 2017. Two nominees were forwarded to the Governor's Appointments Office for consideration. Mr. Purdy will continue to serve until his replacement is appointed.

The term for the county commissioner position on the MEC expired on July 1, 2017. Incumbent Carol Whitmore, Manatee County Commission, applied for reappointment and will continue to serve until reappointed or replaced.

## **MEDICAL EXAMINER DISTRICTS**

In 2017, the Commission recommended that the medical examiners for Districts 18, 19, 20, 21, 22, 23, and 24 be reappointed by the Governor for additional three-year terms.

District 18	Dr. Sajid S. Qaiser
District 19	Dr. Roger E. Mittleman
District 20	Dr. Marta U. Coburn
District 21	Dr. Rebecca A. Hamilton
District 22	Dr. Riazul H. Imami
District 23	Dr. Predrag Bulic

District 24 Medical Examiner Marie A. Herrmann, M.D., was recommended for reappointment; however, she retired prior to being reappointed.

The appointment of district medical examiners for Districts 16, 18, 19, 20, 21, 22, 23, and 24 ended on June 30, 2017. To assist the Commission in making recommendations to the Governor, surveys were sent via email to the constituents of these districts to obtain feedback regarding the quality of services provided by the medical examiners in those districts. The response rate was good, except for funeral home directors. A decision was made by the Commission to mail hard copy ballots to funeral homes in 2018.

Based on the survey results received from District 16, the Commission met in the Keys to discuss the reappointment of District 16 Medical Examiner Thomas Beaver, M.D. After hearing

from Dr. Beaver and several District 16 constituents, and with discussion among the Commission members, the Commission unanimously voted not to recommend Dr. Beaver for reappointment. As a result, Dr. Beaver's term as District 16 medical examiner concluded on June 30, 2017.

Upon the nomination of a candidate by the District 16 Medical Examiner Search Committee, the Commission recommended that Michael R. Steckbauer, M.D., be appointed by the Governor as the District 16 medical examiner.

Surveys were sent to the constituents of Districts 15, 17, and 25 for information only. These districts fall under a Home Rule Charter and the medical examiners are not appointed by the Governor. Michael D. Bell, M.D., continued to serve as the district medical examiner of District 15 (Palm Beach County). Craig Mallak, M.D., continued to serve as the district medical examiner of District 17 (Broward County). Joshua Stephany, M.D., continued to serve as the district medical examiner of District 25 (Osceola County).

### **DISCIPLINARY ACTIONS**

In 2017, Commission staff received eight formal complaints against district medical examiners or associate medical examiners. All of these complaints alleged misconduct regarding the findings of cause and/or manner of death. Four of the eight complaints were found not legally sufficient by staff, without need for review by a Probable Cause Panel. Jurisdiction of the MEC was lost in one complaint when the medical examiner was not reappointed. Three cases went before a Probable Cause Panel. In two of the three cases it was determined that there was no violation of statute or rule. The remaining case resulted in a finding of probable cause; however, the medical examiner retired and the Commission could then take no further action in the matter.

### **ANNUAL EDUCATIONAL CONFERENCE**

The 44th Annual Educational Conference of the Florida Association of Medical Examiners was held at the Four Seasons Resort in Lake Buena Vista from August 2-4, 2017. The conference was an excellent meeting with a very informative agenda.

### **STATE CHILD ABUSE DEATH REVIEW COMMITTEE**

District 2 Associate Medical Examiner Anthony Clark, M.D., continued to serve as the Florida Medical Examiners Commission representative on the statewide Child Abuse Death Review Committee.

The 2017 Florida Child Abuse Death Review Committee Annual Report is posted on the Florida Department of Health website and can be viewed at <http://www.flcadr.com/reports>.

### **VIOLENT CRIME AND DRUG CONTROL COUNCIL**

District 12 Medical Examiner Russell S. Vega, M.D., was recommended for reappointment to serve on the Violent Crime and Drug Control Council as the statutorily mandated medical examiner (F.S. §943.931(2)(i)).

The 2017 Violent Crime and Drug Control Council Annual Report is posted on the FDLE website at <http://www.fdle.state.fl.us/VCDCC/VCDCC-Home.aspx>.

## **FLORIDA SOCIETY OF PATHOLOGISTS EXECUTIVE COMMITTEE**

District 2 Medical Examiner David Stewart, M.D., was named as a member-at-large of the Executive Committee of the Florida Society of Pathologists. His term ends in 2019.

## **UNIDENTIFIED DECEASED INITIATIVE**

Unidentified deceased success stories can be attributed to many of the tools that are available to medical examiners and law enforcement when investigating unidentified decedents. Some of these tools include the NCIC/FCIC database, which contains missing person records and can include fingerprint and dental records; the Florida Unidentified Decedents Database ([www.fluiddb.com](http://www.fluiddb.com)); the National Missing and Unidentified Persons System ([www.NamUS.gov](http://www.NamUS.gov)); and the Unidentified Deceased Initiative online training video, which was developed by FDLE's Bureau of Professional Development and the Missing Endangered Persons Information Clearinghouse (MEPIC).

MEPIC is available to assist in the identification of unidentified medical examiner cases. Their staff can provide assistance with DNA status, fingerprint submissions, dental records, FCIC/NCIC queries on active missing persons cases, resource information, forensic artists, and the opening of cases. The Department of Homeland Security and Immigration and Customs Enforcement have fingerprint databases from undocumented aliens they have encountered. These databases are not tied into the FBI database. MEPIC can assist the medical examiners in submitting fingerprints through these databases if other avenues fail to produce results.

Ten success stories were reported during 2017 from districts 1, 7, 8, 10, 13, 14, 17, and 21. The number of solved cases has grown significantly due to the analytical and investigative efforts of the MEPIC staff. This has been especially helpful in the identification of decedents who were foreign nationals.

### District 1

District 1 had a decedent that had been unidentified since November 2016. This individual was found unresponsive and taken to the hospital as a possible drug overdose. He was identified through fingerprints submitted to the U.S. Border Patrol in July 2017.

### District 7

On August 3, 2015, the District 7 medical examiner responded to a wooded area in Oak Hill (Volusia County) where a weathered human skull and fragment were discovered by the owner of the property. The medical examiner and the Volusia County Sheriff's Office (VCSO) conducted line searches through the area and the proximal end of a femur was located 61 feet away from the skull. VCSO investigators researched missing persons in the area and determined Bruno Van Bavel had gone missing in 1988 at the age of 80.

Mr. Van Bavel suffered from Alzheimer's and was known to wander away from his home. He lived 1.5 miles away from the property where the skull was located. In 2012, VCSO collected a DNA sample from Van Bavel's grandson and submitted it to the University of North Texas (UNT), but no matches had been made. The medical examiner submitted the remains to UNT for anthropological and DNA analysis. In May 2016, UNT notified the medical examiner and VCSO that the comparison of the reference sample from the grandson and the remains was inconclusive. VCSO investigators located Van Bavel's son, collected a DNA sample, and submitted it to UNT for comparison in August 2016. In January 2017, UNT notified the medical examiner and VCSO that the statistical data from the comparison of the three submitted DNA samples provided very strong support for their declared biological relationship.

#### District 8

District 8 had a case that involved a 78-year-old woman with dementia who disappeared 27 years ago. In 2001, some children playing in a wooded area found a human skull and brought it home, which led investigators to find more bones in the area. In 2017, a relative of the missing woman went to Alachua County Sheriff's Office on an unrelated case and submitted DNA to UNT for the missing person case. A match was made and the remains were identified as Ella Mae Williams.

#### District 10

Polk County Sheriff's Office (PCSO) had a case that involved an unknown Hispanic male who set himself on fire next to a road. He had been seen earlier at a convenience store where he bought a gas can. His girlfriend said that his name was Carmelo, and that he was approximately 28-30 years old, but she didn't know his last name or any relatives. Video from the convenience store was sent to the FDLE lab for possible facial recognition or to create a composite, but the quality of the video was not of sufficient resolution for either. In July 2017, PCSO was contacted to see if any fingerprints were available. Fingerprints were available and sent to the Department of Homeland Security with negative results. The prints were then sent to the CJIS Biometric Services Unit where an identification was made, and the decedent was identified as Carmelino Velasco Aguilar, a Mexican national.

#### District 13

In 2005, an unidentified male was found dead aboard a "go fast" vessel carrying cocaine, when he took his life as the Coast Guard approached. This individual was unknown to the other three occupants aboard the vessel. The other three occupants were interviewed. Eventually, FDLE worked with the Colombian National Police and he was identified through fingerprints in May 2017.

In 2003, an unknown white male was found hanging from a tree in Hillsborough County, and the death was determined to be suicide. The decedent had a tattoo "EJ" on his left arm, and investigators found that he may have gone by the name Escoban Jiménez, but no positive identification was made. In 2016, Hillsborough County Sheriff's Office submitted fingerprints, but with no results. In October 2017, FDLE submitted the fingerprints to Homeland Security and received a positive identification of Escoban Jiménez Hernandez, a Mexican national. FDLE began the process of trying to locate the next of kin.

#### District 14

District 14 had a case that involved a pedestrian killed in an automobile accident in 1983 in Bay County. Given the age of this case, all they had were fingerprints and dental records. This individual was identified through fingerprints using FDLE's Biometric Support Services in June 2017.

#### District 17

District 17 had a case that involved an adult male homicide victim from 1983 who was found in Pembroke Pines, Florida. The degraded fingerprints were originally sent to local authorities, FDLE, and the FBI, but were not identified. In 2017, District 17 was notified that the FBI obtained the fingerprints that were stored in the NamUs file and that they were able to use new technology to obtain identification. The FBI was able to compare the decedent's prints to an old arrest and confirm the identification. District 17 notified the Pembroke Pines Police Department, who began trying to locate the decedent's family and reopen the homicide investigation.

In October 2016, an unknown male was found badly decomposed behind an abandoned house in Hollywood, Florida. He had several tattoos, which a forensic artist sketched for a Hollywood Police Department press release, with no success. In January 2017, the DNA was submitted to UNT to be entered into the Combined DNA Index System (CODIS). On October 16, 2017, District 17 received a letter via email from UNT stating the DNA submission into CODIS matched a hit from the FBI DNA felon database. The positive identification was for Jason Michael Mutascio, DOB 09/30/1980. Hollywood Police Department was contacted and advised of the information. In addition, the decedent's Driver and Vehicle Information Database (DAVID) information as well as information on possible relatives found via Accurint® (Lexis/Nexis®) was sent and the next of kin was notified.

#### District 21

In 2006, District 21 had a case of an unidentified individual who was found in a mobile home in Clewiston, and it was determined to be a homicide. The individual was found in advanced stages of decomposition and the face was unrecognizable. The individual was identified by the Department of Homeland Security's Latent Prints section through fingerprints in May 2017. He was identified as a Mexican national. The U.S. Border Patrol also confirmed his identity through fingerprints.

### **METHODOLOGY**

Death statistics in Florida reflect the total number of certificates of death recorded by local county registrars of vital statistics. These include both resident and non-resident deaths. Data for 2017 was obtained from the Department of Health, Office of Vital Statistics. Rates related to deaths in this report are medical examiner cases per every 1,000 recorded deaths.

Population estimates for the state of Florida (as of April 1, 2017) were provided by the Florida Legislature's Office of Economic and Demographic Research. Unless otherwise noted, rates related to population in this report are deaths for every 1,000 residents.

Information concerning autopsy numbers and other workload distribution figures are supplied by each of the 25 medical examiner districts on the Annual Report Workload Data Form. These forms are filed annually with the MEC staff within the Florida Department of Law Enforcement by June 30 of each year.

Deaths included in this report are classified as "Natural" or "Violent." It should be noted that, for the purposes of this report, the term "Violent" includes all non-natural deaths.

# Coverage Map

## Florida Medical Examiner Districts

### District 1

Escambia  
Santa Rosa  
Okaloosa  
Walton

### District 2

Franklin  
Gadsden  
Jefferson  
Leon  
Liberty  
Taylor  
Wakulla

### District 3 \*Covered by

Columbia \*4  
Dixie \*8  
Hamilton \*4  
Lafayette \*2  
Madison \*2  
Suwannee \*2

### District 4

Clay  
Duval  
Nassau

### District 5

Citrus  
Hernando  
Lake  
Marion  
Sumter

### District 6

Pasco  
Pinellas

### District 7

Volusia

### District 8

Alachua  
Baker  
Bradford  
Gilchrist  
Levy  
Union

### District 9

Orange

### District 10

Hardee  
Highlands  
Polk

### District 11

Miami-Dade

### District 12

DeSoto  
Manatee  
Sarasota

### District 13

Hillsborough

### District 14

Bay  
Calhoun  
Gulf  
Holmes  
Jackson  
Washington

### District 15

Palm Beach

### District 16

Monroe

### District 17

Broward

### District 18

Brevard

### District 19

Indian River  
Martin  
Okeechobee  
St. Lucie

### District 20

Collier

### District 21

Glades  
Hendry  
Lee

### District 22

Charlotte

### District 23

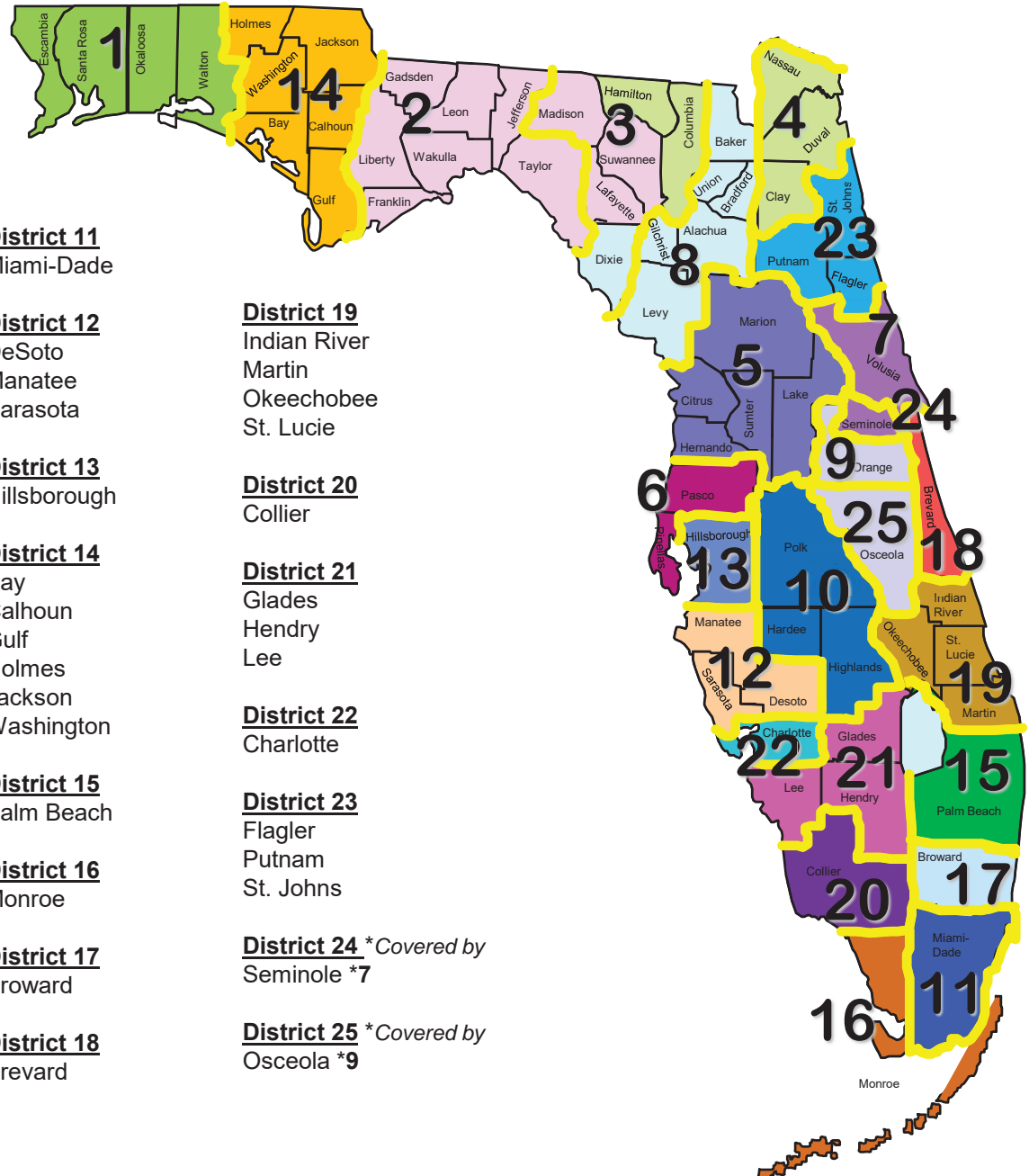
Flagler  
Putnam  
St. Johns

### District 24 \*Covered by

Seminole \*7

### District 25 \*Covered by

Osceola \*9



**TABLE I**  
**2017 District Demographics and Annual Workload Activity Reports**

District	Population	Total District Deaths	Natural	Accident: Motor Vehicle	Accident: Drug Intoxication	Accident: Fall	Accident: Other	Suicide	Homicide	Undetermined	Pending	Total Violent Deaths	Fetal Deaths	Human Archaeological Remains	Non-Human Remains	Total Cremation Approvals (CA)	Total Cases Referred to ME	Total Cases Accepted (incl CA)	Cases Referred Excluding CA	Cases Accepted Excluding CA	Jurisdiction Declined	Infant Deaths: Not Sleep Environment Related	Infant Deaths: Sleep Environment Related	Total Infant Deaths	Total Law Enforcement Involved	Penal Institution (Jail / Prison)	Judicial Executions
1	745,005	7,650	211	135	128	97	73	177	45	17	5	677	1	1	0	4,392	7,983	5,280	3,591	888	2,703	6	9	15	4	38	0
2	425,857	3,441	178	90	41	57	41	61	33	12	2	337	0	0	5	1,726	2,827	2,241	1,101	515	586	0	3	3	4	22	0
3	172,878	1,730	101	39	24	23	22	29	10	5	0	152	0	1	1	1,000	1,414	1,253	414	253	161	1	2	3	1	12	0
4	1,225,816	12,323	462	256	599	222	112	218	159	18	0	1,584	12	0	26	7,762	10,493	9,808	2,731	2,046	685	7	11	18	13	47	0
5	1,127,374	16,003	351	228	267	512	82	259	67	40	0	1,455	1	0	0	12,325	15,506	14,131	3,181	1,806	1,375	7	18	25	22	28	0
6	1,467,712	18,763	628	250	417	416	101	277	60	47	0	1,568	1	0	7	14,789	17,424	16,985	2,635	2,196	439	4	14	18	15	23	0
7	523,405	7,513	245	146	146	85	42	124	32	22	0	597	1	2	1	6,070	7,494	6,912	1,424	842	582	1	4	5	6	14	0
8	389,022	4,512	238	132	56	121	49	63	29	26	3	479	0	0	3	3,017	4,012	3,734	995	717	278	2	4	6	6	135	3
9	1,313,880	9,460	497	201	291	192	83	155	112	37	0	1,071	1	0	0	6,774	10,559	8,342	3,785	1,568	2,217	15	11	26	6	22	0
10	791,209	8,385	266	158	149	84	68	135	27	12	0	633	6	1	14	5,925	7,802	6,824	1,877	899	978	1	10	11	1	13	0
11	2,743,095	21,391	859	336	424	252	132	260	231	15	19	1,669	4	5	2	10,224	14,095	12,752	3,871	2,528	1,343	10	15	25	16	72	0
12	811,663	9,848	371	125	252	206	71	157	41	17	0	869	1	0	7	7,870	9,920	9,110	2,050	1,240	810	0	6	6	3	0	0
13	1,379,302	11,542	952	223	209	250	119	197	81	15	0	1,094	1	1	2	6,858	9,553	8,904	2,695	2,046	649	8	19	27	3	6	0
14	305,731	3,642	181	72	52	38	32	77	28	8	7	314	0	0	0	2,010	2,938	2,505	928	495	433	1	8	9	1	36	0
15	1,414,144	15,657	414	155	752	339	126	202	103	38	0	1,715	1	4	10	7,913	10,979	10,042	3,066	2,129	937	6	3	9	5	3	0
16	76,889	552	106	13	26	2	31	22	7	4	2	107	2	0	4	439	665	652	226	213	13	0	0	0	0	0	0
17	1,873,970	15,281	597	259	633	341	110	224	120	72	0	1,759	3	0	9	8,861	13,113	11,217	4,252	2,356	1,896	4	18	22	12	11	0
18	575,211	7,470	281	97	230	151	62	148	34	19	0	741	1	1	8	4,981	6,905	6,003	1,924	1,022	902	10	7	17	3	0	0
19	640,758	7,413	343	109	157	188	60	118	31	5	1	669	1	3	17	5,710	7,343	6,722	1,633	1,012	621	3	6	9	5	15	0
20	357,470	3,539	221	29	47	210	27	64	6	4	8	395	1	0	3	2,971	4,057	3,587	1,086	616	470	0	1	1	0	0	0
21	750,612	7,637	336	129	236	250	107	126	49	1	2	900	0	0	19	6,120	8,990	7,356	2,870	1,236	1,634	8	7	15	3	6	0
22	172,720	2,901	70	19	29	19	11	30	4	2	0	114	0	0	0	2,439	2,964	2,623	525	184	341	0	0	0	1	7	0
23	408,048	3,597	95	75	37	28	31	90	20	1	0	282	0	1	1	2,683	3,154	3,060	471	377	94	3	0	3	2	2	0
24	454,757	3,673	89	53	101	50	21	60	17	9	0	311	0	0	1	2,693	3,542	3,093	849	400	449	2	6	8	1	0	0
25	337,614	2,245	171	54	78	41	21	49	28	5	0	276	0	0	0	1,552	2,642	1,999	1,090	447	643	3	2	5	3	1	0
State	20,484,142	206,168	8,263	3,383	5,381	4,174	1,634	3,322	1,374	451	49	19,768	38	20	140	137,104	186,374	165,135	49,270	28,031	21,239	102	184	286	136	513	3

TABLE Ia 2017 Annual Workload Activity Reports For Infant Deaths										
District	Not Sleep Environment Related					Sleep Environment Related				
	Specified Natural Disease	Homicide	Accident	Undetermined	Total	Accidental asphyxia, sleep surface sharing	Accidental asphyxia, not sleep surface sharing	SIDS	Undetermined	Total
1	2	0	3	1	6	4	4	0	1	9
2	0	0	0	0	0	1	0	0	2	3
3	1	0	0	0	1	1	0	0	1	2
4	0	0	6	1	7	10	1	0	0	11
5	2	2	0	3	7	5	11	0	2	18
6	1	2	0	1	4	7	4	0	3	14
7	0	0	1	0	1	1	0	0	3	4
8	2	0	0	0	2	1	0	1	2	4
9	6	2	1	6	15	1	0	0	10	11
10	0	0	1	0	1	7	2	1	0	10
11	5	2	1	2	10	12	0	1	2	15
12	0	0	0	0	0	4	2	0	0	6
13	3	2	2	1	8	7	8	1	3	19
14	1	0	0	0	1	5	3	0	0	8
15	1	0	2	3	6	1	2	0	0	3
16	0	0	0	0	0	0	0	0	0	0
17	3	0	1	0	4	2	1	0	15	18
18	1	1	5	3	10	4	0	0	3	7
19	0	1	0	2	3	2	4	0	0	6
20	0	0	0	0	0	0	0	1	0	1
21	1	1	6	0	8	3	4	0	0	7
22	0	0	0	0	0	0	0	0	0	0
23	2	1	0	0	3	0	0	0	0	0
24	1	0	0	1	2	0	2	0	4	6
25	1	0	1	1	3	0	0	0	2	2
State	33	14	30	25	102	78	48	5	53	184

TABLE Ib 2017 Annual Workload Activity Reports For Law Enforcement Involved Deaths						
District	Law Enforcement Involved (Homicides, not including Judicial Execution)	Law Enforcement Involved (Accidents)	Law Enforcement Involved (Undetermined)	Law Enforcement Involved (Suicides)	Law Enforcement Involved (Natural)	Total
1	1	0	0	3	0	4
2	0	1	0	1	2	4
3	0	1	0	0	0	1
4	11	1	0	1	0	13
5	6	7	1	8	0	22
6	8	4	0	3	0	15
7	5	0	0	1	0	6
8	2	0	0	4	0	6
9	2	2	0	2	0	6
10	1	0	0	0	0	1
11	10	5	0	1	0	16
12	2	1	0	0	0	3
13	2	1	0	0	0	3
14	1	0	0	0	0	1
15	2	1	0	2	0	5
16	0	0	0	0	0	0
17	3	7	0	2	0	12
18	1	1	0	1	0	3
19	2	1	0	1	1	5
20	0	0	0	0	0	0
21	1	1	0	0	1	3
22	1	0	0	0	0	1
23	2	0	0	0	0	2
24	1	0	0	0	0	1
25	1	0	0	2	0	3
State	65	34	1	32	4	136

**TABLE Ia1**  
**2017 Workload by Depth of Examination (Infant Deaths)**

District	Not Sleep Environment Related																			
	Specified Natural Disease				Homicide				Accident				Undetermined				Totals for Year			
	Autopsied	Body Inspected	Case Investigated Only	Total	Autopsied	Body Inspected	Case Investigated Only	Total	Autopsied	Body Inspected	Case Investigated Only	Total	Autopsied	Body Inspected	Case Investigated Only	Total	Autopsied	Body Inspected	Case Investigated Only	Total
1	2	0	0	2	0	0	0	0	3	0	0	3	1	0	0	1	6	0	0	6
2	0	0	0	0	0	0	0	0	0	0	0	0	0	0	0	0	0	0	0	0
3	1	0	0	1	0	0	0	0	0	0	0	0	0	0	0	0	1	0	0	1
4	0	0	0	0	0	0	0	0	5	0	1	6	1	0	0	1	6	0	1	7
5	2	0	0	2	2	0	0	2	0	0	0	0	3	0	0	3	7	0	0	7
6	1	0	0	1	2	0	0	2	0	0	0	0	1	0	0	1	4	0	0	4
7	0	0	0	0	0	0	0	0	1	0	0	1	0	0	0	0	1	0	0	1
8	2	0	0	2	0	0	0	0	0	0	0	0	0	0	0	0	2	0	0	2
9	5	1	0	6	2	0	0	2	1	0	0	1	6	0	0	6	14	1	0	15
10	0	0	0	0	0	0	0	0	1	0	0	1	0	0	0	0	1	0	0	1
11	5	0	0	5	2	0	0	2	1	0	0	1	2	0	0	2	10	0	0	10
12	0	0	0	0	0	0	0	0	0	0	0	0	0	0	0	0	0	0	0	0
13	3	0	0	3	2	0	0	2	2	0	0	2	1	0	0	1	8	0	0	8
14	1	0	0	1	0	0	0	0	0	0	0	0	0	0	0	0	1	0	0	1
15	1	0	0	1	0	0	0	0	2	0	0	2	3	0	0	3	6	0	0	6
16	0	0	0	0	0	0	0	0	0	0	0	0	0	0	0	0	0	0	0	0
17	1	2	0	3	0	0	0	0	1	0	0	1	0	0	0	0	2	2	0	4
18	1	0	0	1	1	0	0	1	5	0	0	5	3	0	0	3	10	0	0	10
19	0	0	0	0	1	0	0	1	0	0	0	0	2	0	0	2	3	0	0	3
20	0	0	0	0	0	0	0	0	0	0	0	0	0	0	0	0	0	0	0	0
21	1	0	0	1	1	0	0	1	3	3	0	6	0	0	0	0	5	3	0	8
22	0	0	0	0	0	0	0	0	0	0	0	0	0	0	0	0	0	0	0	0
23	2	0	0	2	1	0	0	1	0	0	0	0	0	0	0	0	3	0	0	3
24	1	0	0	1	0	0	0	0	0	0	0	0	1	0	0	1	2	0	0	2
25	1	0	0	1	0	0	0	0	0	1	0	1	1	0	0	1	2	1	0	3
State	30	3	0	33	14	0	0	14	25	4	1	30	25	0	0	25	94	7	1	102

Note: Case Investigated Only means the body was not viewed by a medical examiner (ME), although the case was investigated and certified by an ME.

**TABLE Ia1 Cont.**  
**2017 Workload by Depth of Examination (Infant Deaths)**

District	Sleep Environment Related																			
	Accidental asphyxia, sleep surface sharing				Accidental asphyxia, not sleep surface sharing				SIDS				Undetermined				Totals for Year			
	Autopsied	Body Inspected	Case Investigated Only	Total	Autopsied	Body Inspected	Case Investigated Only	Total	Autopsied	Body Inspected	Case Investigated Only	Total	Autopsied	Body Inspected	Case Investigated Only	Total	Autopsied	Body Inspected	Case Investigated Only	Total
1	4	0	0	4	4	0	0	4	0	0	0	0	1	0	0	1	9	0	0	9
2	1	0	0	1	0	0	0	0	0	0	0	0	2	0	0	2	3	0	0	3
3	1	0	0	1	0	0	0	0	0	0	0	0	1	0	0	1	2	0	0	2
4	10	0	0	10	1	0	0	1	0	0	0	0	0	0	0	0	11	0	0	11
5	5	0	0	5	11	0	0	11	0	0	0	0	2	0	0	2	18	0	0	18
6	7	0	0	7	4	0	0	4	0	0	0	0	3	0	0	3	14	0	0	14
7	1	0	0	1	0	0	0	0	0	0	0	0	3	0	0	3	4	0	0	4
8	1	0	0	1	0	0	0	0	1	0	0	1	2	0	0	2	4	0	0	4
9	1	0	0	1	0	0	0	0	0	0	0	0	10	0	0	10	11	0	0	11
10	7	0	0	7	2	0	0	2	1	0	0	1	0	0	0	0	10	0	0	10
11	12	0	0	12	0	0	0	0	1	0	0	1	2	0	0	2	15	0	0	15
12	4	0	0	4	2	0	0	2	0	0	0	0	0	0	0	0	6	0	0	6
13	7	0	0	7	8	0	0	8	1	0	0	1	3	0	0	3	19	0	0	19
14	5	0	0	5	3	0	0	3	0	0	0	0	0	0	0	0	8	0	0	8
15	1	0	0	1	2	0	0	2	0	0	0	0	0	0	0	0	3	0	0	3
16	0	0	0	0	0	0	0	0	0	0	0	0	0	0	0	0	0	0	0	0
17	2	0	0	2	1	0	0	1	0	0	0	0	15	0	0	15	18	0	0	18
18	4	0	0	4	0	0	0	0	0	0	0	0	3	0	0	3	7	0	0	7
19	2	0	0	2	4	0	0	4	0	0	0	0	0	0	0	0	6	0	0	6
20	0	0	0	0	0	0	0	0	1	0	0	1	0	0	0	0	1	0	0	1
21	3	0	0	3	4	0	0	4	0	0	0	0	0	0	0	0	7	0	0	7
22	0	0	0	0	0	0	0	0	0	0	0	0	0	0	0	0	0	0	0	0
23	0	0	0	0	0	0	0	0	0	0	0	0	0	0	0	0	0	0	0	0
24	0	0	0	0	2	0	0	2	0	0	0	0	4	0	0	4	6	0	0	6
25	0	0	0	0	0	0	0	0	0	0	0	0	2	0	0	2	2	0	0	2
State	78	0	0	78	48	0	0	48	5	0	0	5	53	0	0	53	184	0	0	184

**TABLE Ib1**  
**2017 Workload by Depth of Examination (Law Enforcement Involved Deaths)**

District	Homicides				Accidents				Undetermined				Suicides				Natural				Totals for Year			
	Autopsied	Body Inspected	Case Investigated Only	Total	Autopsied	Body Inspected	Case Investigated Only	Total	Autopsied	Body Inspected	Case Investigated Only	Total	Autopsied	Body Inspected	Case Investigated Only	Total	Autopsied	Body Inspected	Case Investigated Only	Total	Autopsied	Body Inspected	Case Investigated Only	Total
1	1	0	0	1	0	0	0	0	0	0	0	0	3	0	0	3	0	0	0	0	4	0	0	4
2	0	0	0	0	1	0	0	1	0	0	0	0	1	0	0	1	1	1	0	2	3	1	0	4
3	0	0	0	0	1	0	0	1	0	0	0	0	0	0	0	0	0	0	0	0	1	0	0	1
4	11	0	0	11	1	0	0	1	0	0	0	0	1	0	0	1	0	0	0	0	13	0	0	13
5	6	0	0	6	7	0	0	7	1	0	0	1	8	0	0	8	0	0	0	0	22	0	0	22
6	8	0	0	8	4	0	0	4	0	0	0	0	3	0	0	3	0	0	0	0	15	0	0	15
7	5	0	0	5	0	0	0	0	0	0	0	0	1	0	0	1	0	0	0	0	6	0	0	6
8	2	0	0	2	0	0	0	0	0	0	0	0	4	0	0	4	0	0	0	0	6	0	0	6
9	2	0	0	2	1	1	0	2	0	0	0	0	2	0	0	2	0	0	0	0	5	1	0	6
10	1	0	0	1	0	0	0	0	0	0	0	0	0	0	0	0	0	0	0	0	1	0	0	1
11	10	0	0	10	5	0	0	5	0	0	0	0	1	0	0	1	0	0	0	0	16	0	0	16
12	2	0	0	2	0	1	0	1	0	0	0	0	0	0	0	0	0	0	0	0	2	1	0	3
13	2	0	0	2	1	0	0	1	0	0	0	0	0	0	0	0	0	0	0	0	3	0	0	3
14	1	0	0	1	0	0	0	0	0	0	0	0	0	0	0	0	0	0	0	0	1	0	0	1
15	2	0	0	2	1	0	0	1	0	0	0	0	2	0	0	2	0	0	0	0	5	0	0	5
16	0	0	0	0	0	0	0	0	0	0	0	0	0	0	0	0	0	0	0	0	0	0	0	0
17	3	0	0	3	7	0	0	7	0	0	0	0	0	2	0	2	0	0	0	0	10	2	0	12
18	1	0	0	1	1	0	0	1	0	0	0	0	1	0	0	1	0	0	0	0	3	0	0	3
19	2	0	0	2	1	0	0	1	0	0	0	0	1	0	0	1	1	0	0	1	5	0	0	5
20	0	0	0	0	0	0	0	0	0	0	0	0	0	0	0	0	0	0	0	0	0	0	0	0
21	1	0	0	1	1	0	0	1	0	0	0	0	0	0	0	0	1	0	0	1	3	0	0	3
22	1	0	0	1	0	0	0	0	0	0	0	0	0	0	0	0	0	0	0	0	1	0	0	1
23	2	0	0	2	0	0	0	0	0	0	0	0	0	0	0	0	0	0	0	0	2	0	0	2
24	1	0	0	1	0	0	0	0	0	0	0	0	0	0	0	0	0	0	0	0	1	0	0	1
25	1	0	0	1	0	0	0	0	0	0	0	0	2	0	0	2	0	0	0	0	3	0	0	3
State	65	0	0	65	32	2	0	34	1	0	0	1	30	2	0	32	3	1	0	4	131	5	0	136

Note: *Case Investigated Only* means the body was not viewed by a medical examiner (ME), although the case was investigated and certified by an ME.

**TABLE 1c**  
**2017 Workload by Depth of Examination**

District	Natural				Acc: Motor Vehicle				Acc: Drug Intoxication				Acc: Fall				Acc: Other			
	Autopsied	Body Inspected	Case Investigated Only	Total	Autopsied	Body Inspected	Case Investigated Only	Total	Autopsied	Body Inspected	Case Investigated Only	Total	Autopsied	Body Inspected	Case Investigated Only	Total	Autopsied	Body Inspected	Case Investigated Only	Total
1	52	2	157	211	28	65	42	135	124	0	4	128	1	1	95	97	47	10	16	73
2	58	70	50	178	68	13	9	90	36	2	3	41	9	5	43	57	28	9	4	41
3	63	20	18	101	37	0	2	39	24	0	0	24	3	0	20	23	18	1	3	22
4	326	105	31	462	169	43	44	256	521	44	34	599	18	28	176	222	72	10	30	112
5	151	10	190	351	181	8	39	228	253	2	12	267	13	6	493	512	62	1	19	82
6	271	352	5	628	175	64	11	250	391	24	2	417	33	13	370	416	80	21	0	101
7	115	124	6	245	101	13	32	146	132	1	13	146	3	7	75	85	27	2	13	42
8	202	36	0	238	122	9	1	132	54	2	0	56	16	101	4	121	31	17	1	49
9	303	186	8	497	146	48	7	201	269	11	11	291	20	117	55	192	47	27	9	83
10	210	32	24	266	129	12	17	158	132	4	13	149	11	7	66	84	68	0	0	68
11	474	378	7	859	290	43	3	336	404	18	2	424	53	121	78	252	112	16	4	132
12	203	160	8	371	101	21	3	125	249	3	0	252	13	169	24	206	48	21	2	71
13	372	567	13	952	180	38	5	223	205	4	0	209	21	181	48	250	82	29	8	119
14	101	62	18	181	40	31	1	72	48	4	0	52	4	6	28	38	27	2	3	32
15	275	111	28	414	50	101	4	155	637	112	3	752	31	23	285	339	71	37	18	126
16	93	11	2	106	13	0	0	13	26	0	0	26	2	0	0	2	30	1	0	31
17	197	400	0	597	92	167	0	259	595	38	0	633	16	72	253	341	71	39	0	110
18	220	60	1	281	81	16	0	97	211	19	0	230	22	125	4	151	55	7	0	62
19	178	147	18	343	88	16	5	109	147	9	1	157	16	11	161	188	48	2	10	60
20	99	105	17	221	21	6	2	29	46	1	0	47	11	66	133	210	19	5	3	27
21	144	190	2	336	123	6	0	129	227	9	0	236	20	102	128	250	90	17	0	107
22	37	33	0	70	19	0	0	19	25	4	0	29	5	14	0	19	11	0	0	11
23	25	70	0	95	70	4	1	75	35	2	0	37	1	27	0	28	20	11	0	31
24	33	52	4	89	37	6	10	53	87	4	10	101	5	2	43	50	19	0	2	21
25	108	58	5	171	46	8	0	54	74	3	1	78	6	17	18	41	16	3	2	21
State	4,310	3,341	612	8,263	2,407	738	238	3,383	4,952	320	109	5,381	353	1,221	2,600	4,174	1,199	288	147	1,634

Note: *Case Investigated Only* means the body was not viewed by a medical examiner (ME), although the case was investigated and certified by an ME.

**TABLE Ic Cont.**  
**2017 Workload by Depth of Examination**

District	Suicide				Homicide				Undetermined				Pending				Totals for Year			
	Autopsied	Body Inspected	Case Investigated Only	Total	Autopsied	Body Inspected	Case Investigated Only	Total	Autopsied	Body Inspected	Case Investigated Only	Total	Autopsied	Body Inspected	Case Investigated Only	Total	Autopsied	Body Inspected	Case Investigated Only	Total
1	175	0	2	177	45	0	0	45	15	0	2	17	5	0	0	5	492	78	318	888
2	61	0	0	61	32	0	1	33	11	0	1	12	2	0	0	2	305	99	111	515
3	29	0	0	29	10	0	0	10	5	0	0	5	0	0	0	0	189	21	43	253
4	213	5	0	218	159	0	0	159	17	1	0	18	0	0	0	0	1,495	236	315	2,046
5	249	1	9	259	66	0	1	67	36	0	4	40	0	0	0	0	1,011	28	767	1,806
6	262	15	0	277	60	0	0	60	44	3	0	47	0	0	0	0	1,316	492	388	2,196
7	115	7	2	124	32	0	0	32	19	2	1	22	0	0	0	0	544	156	142	842
8	60	3	0	63	28	1	0	29	25	1	0	26	0	3	0	3	538	173	6	717
9	150	5	0	155	111	1	0	112	35	2	0	37	0	0	0	0	1,081	397	90	1,568
10	132	1	2	135	27	0	0	27	11	1	0	12	0	0	0	0	720	57	122	899
11	248	12	0	260	231	0	0	231	15	0	0	15	18	1	0	19	1,845	589	94	2,528
12	151	6	0	157	41	0	0	41	15	2	0	17	0	0	0	0	821	382	37	1,240
13	194	3	0	197	81	0	0	81	15	0	0	15	0	0	0	0	1,150	822	74	2,046
14	75	2	0	77	28	0	0	28	7	1	0	8	7	0	0	7	337	108	50	495
15	102	100	0	202	101	1	1	103	33	3	2	38	0	0	0	0	1,300	488	341	2,129
16	22	0	0	22	7	0	0	7	2	2	0	4	1	1	0	2	196	15	2	213
17	57	167	0	224	120	0	0	120	65	7	0	72	0	0	0	0	1,213	890	253	2,356
18	144	4	0	148	34	0	0	34	12	7	0	19	0	0	0	0	779	238	5	1,022
19	111	7	0	118	31	0	0	31	5	0	0	5	1	0	0	1	625	192	195	1,012
20	64	0	0	64	6	0	0	6	2	2	0	4	8	0	0	8	276	185	155	616
21	124	2	0	126	48	1	0	49	1	0	0	1	0	2	0	2	777	329	130	1,236
22	30	0	0	30	4	0	0	4	1	1	0	2	0	0	0	0	132	52	0	184
23	89	1	0	90	18	2	0	20	1	0	0	1	0	0	0	0	259	117	1	377
24	54	4	2	60	17	0	0	17	9	0	0	9	0	0	0	0	261	68	71	400
25	46	2	1	49	28	0	0	28	5	0	0	5	0	0	0	0	329	91	27	447
State	2,957	347	18	3,322	1,365	6	3	1,374	406	35	10	451	42	7	0	49	17,991	6,303	3,737	28,031

<b>TABLE II</b> <b>2017 Cases Accepted by Medical Examiners</b> <b>Related to District Population</b>						
Rank	District	Autopsies and Other Investigations		Rank	District	Cremation Approvals
1	16	2.770		1	22	14.121
2	8	1.843		2	7	11.597
3	18	1.777		3	5	10.932
4	20	1.723		4	6	10.076
5	4	1.669		5	12	9.696
6	21	1.647		6	19	8.911
7	14	1.619		7	18	8.659
8	7	1.609		8	20	8.311
9	5	1.602		9	21	8.153
10	19	1.579		10	8	7.755
11	12	1.528		11	10	7.489
12	15	1.506		12	23	6.575
13	6	1.496		13	14	6.574
14	13	1.483		14	4	6.332
15	3	1.463		15	24	5.922
16	25	1.324		16	1	5.895
17	17	1.257		17	3	5.784
18	2	1.209		18	16	5.710
19	9	1.193		19	15	5.596
20	1	1.192		20	9	5.156
21	10	1.136		21	13	4.972
22	22	1.065		22	17	4.728
23	23	0.924		23	25	4.597
24	11	0.922		24	2	4.053
25	24	0.880		25	11	3.727

TABLE III 2017 Autopsies Related to Total Deaths, Population, and Violent Deaths														
Autopsies/ Total Deaths					Autopsies/ Population					Autopsies/ Violent Deaths				
Rank	District	Total Deaths		Rank	District	Population		Rank	District	Violent Deaths				
1	16	0.355		1	16	2.549		1	16	1.832				
2	25	0.147		2	8	1.383		2	3	1.243				
3	4	0.121		3	18	1.354		3	25	1.192				
4	8	0.119		4	4	1.220		4	22	1.158				
5	9	0.114		5	14	1.102		5	10	1.137				
6	3	0.109		6	3	1.093		6	8	1.123				
7	18	0.104		7	7	1.039		7	11	1.105				
8	21	0.102		8	21	1.035		8	14	1.073				
9	13	0.100		9	12	1.012		9	18	1.051				
10	14	0.093		10	19	0.975		10	13	1.051				
11	2	0.089		11	25	0.974		11	9	1.009				
12	11	0.086		12	15	0.919		12	12	0.945				
13	10	0.086		13	10	0.910		13	4	0.944				
14	19	0.084		14	5	0.897		14	19	0.934				
15	12	0.083		15	6	0.897		15	23	0.918				
16	15	0.083		16	13	0.834		16	7	0.911				
17	17	0.079		17	9	0.823		17	2	0.905				
18	20	0.078		18	20	0.772		18	21	0.863				
19	7	0.072		19	22	0.764		19	6	0.839				
20	23	0.072		20	2	0.716		20	24	0.839				
21	24	0.071		21	11	0.673		21	15	0.758				
22	6	0.070		22	1	0.660		22	1	0.727				
23	1	0.064		23	17	0.647		23	20	0.699				
24	5	0.063		24	23	0.635		24	5	0.695				
25	22	0.046		25	24	0.574		25	17	0.690				

**TABLE IV**  
**2017 Percent of Medical Examiner Cases Autopsied**

District	Natural	Accident: Motor Vehicle	Accident: Drug Intoxication	Accident: Fall	Accident: Other	Suicide	Homicide	Undetermined
1	24.6%	20.7%	96.9%	1.0%	64.4%	98.9%	100.0%	88.2%
2	32.6%	75.6%	87.8%	15.8%	68.3%	100.0%	97.0%	91.7%
3	62.4%	94.9%	100.0%	13.0%	81.8%	100.0%	100.0%	100.0%
4	70.6%	66.0%	87.0%	8.1%	64.3%	97.7%	100.0%	94.4%
5	43.0%	79.4%	94.8%	2.5%	75.6%	96.1%	98.5%	90.0%
6	43.2%	70.0%	93.8%	7.9%	79.2%	94.6%	100.0%	93.6%
7	46.9%	69.2%	90.4%	3.5%	64.3%	92.7%	100.0%	86.4%
8	84.9%	92.4%	96.4%	13.2%	63.3%	95.2%	96.6%	96.2%
9	61.0%	72.6%	92.4%	10.4%	56.6%	96.8%	99.1%	94.6%
10	78.9%	81.6%	88.6%	13.1%	100.0%	97.8%	100.0%	91.7%
11	55.2%	86.3%	95.3%	21.0%	84.8%	95.4%	100.0%	100.0%
12	54.7%	80.8%	98.8%	6.3%	67.6%	96.2%	100.0%	88.2%
13	39.1%	80.7%	98.1%	8.4%	68.9%	98.5%	100.0%	100.0%
14	55.8%	55.6%	92.3%	10.5%	84.4%	97.4%	100.0%	87.5%
15	66.4%	32.3%	84.7%	9.1%	56.3%	50.5%	98.1%	86.8%
16	87.7%	100.0%	100.0%	100.0%	96.8%	100.0%	100.0%	50.0%
17	33.0%	35.5%	94.0%	4.7%	64.5%	25.4%	100.0%	90.3%
18	78.3%	83.5%	91.7%	14.6%	88.7%	97.3%	100.0%	63.2%
19	51.9%	80.7%	93.6%	8.5%	80.0%	94.1%	100.0%	100.0%
20	44.8%	72.4%	97.9%	5.2%	70.4%	100.0%	100.0%	50.0%
21	42.9%	95.3%	96.2%	8.0%	84.1%	98.4%	98.0%	100.0%
22	52.9%	100.0%	86.2%	26.3%	100.0%	100.0%	100.0%	50.0%
23	26.3%	93.3%	94.6%	3.6%	64.5%	98.9%	90.0%	100.0%
24	37.1%	69.8%	86.1%	10.0%	90.5%	90.0%	100.0%	100.0%
25	63.2%	85.2%	94.9%	14.6%	76.2%	93.9%	100.0%	100.0%
State	52.2%	71.1%	92.0%	8.5%	73.4%	89.0%	99.3%	90.0%

**TABLE V**  
**2017 Ranking of Violent Death Rates**  
**(Per 1000 Population)**

Ranking	Dist	Mot Veh Acc/ Population	Dist	Drug Intox Acc/ Population	Dist	Fall Acc/ Population	Dist	Other Acc/ Population	Dist	Homicides/ Population	Dist	Suicides/ Population	Dist	Total Violent/ Population
1	8	0.339	15	0.532	20	0.587	16	0.403	4	0.130	16	0.286	16	1.392
2	7	0.279	4	0.489	5	0.454	21	0.143	14	0.092	18	0.257	4	1.292
3	14	0.236	18	0.400	21	0.333	3	0.127	16	0.091	14	0.252	5	1.291
4	3	0.226	16	0.338	8	0.311	8	0.126	9	0.085	1	0.238	18	1.288
5	2	0.211	17	0.338	19	0.293	18	0.108	11	0.084	7	0.237	8	1.231
6	4	0.209	21	0.314	6	0.283	14	0.105	25	0.083	5	0.230	15	1.213
7	5	0.202	12	0.310	18	0.263	1	0.098	2	0.077	23	0.221	21	1.199
8	10	0.200	6	0.284	12	0.254	2	0.096	8	0.075	12	0.193	7	1.141
9	23	0.184	7	0.279	15	0.240	19	0.094	15	0.073	6	0.189	20	1.105
10	1	0.181	19	0.245	17	0.182	4	0.091	21	0.065	19	0.184	12	1.071
11	21	0.172	5	0.237	13	0.181	15	0.089	17	0.064	20	0.179	6	1.068
12	6	0.170	25	0.231	4	0.181	12	0.087	7	0.061	4	0.178	19	1.044
13	19	0.170	24	0.222	7	0.162	13	0.086	1	0.060	22	0.174	14	1.027
14	16	0.169	9	0.221	9	0.146	10	0.086	5	0.059	10	0.171	17	0.939
15	18	0.169	10	0.188	2	0.134	7	0.080	18	0.059	21	0.168	1	0.909
16	13	0.162	1	0.172	3	0.133	23	0.076	13	0.059	3	0.168	3	0.879
17	25	0.160	14	0.170	1	0.130	20	0.076	3	0.058	8	0.162	25	0.818
18	12	0.154	22	0.168	14	0.124	5	0.073	12	0.051	25	0.145	9	0.815
19	9	0.153	11	0.155	25	0.121	6	0.069	23	0.049	2	0.143	10	0.800
20	17	0.138	13	0.152	22	0.110	22	0.064	19	0.048	15	0.143	13	0.793
21	11	0.122	8	0.144	24	0.110	9	0.063	6	0.041	13	0.143	2	0.791
22	24	0.117	3	0.139	10	0.106	25	0.062	24	0.037	24	0.132	23	0.691
23	22	0.110	20	0.131	11	0.092	17	0.059	10	0.034	17	0.120	24	0.684
24	15	0.110	2	0.096	23	0.069	11	0.048	22	0.023	9	0.118	22	0.660
25	20	0.081	23	0.091	16	0.026	24	0.046	20	0.017	11	0.095	11	0.608

<b>TABLE VI</b> <b>2017 Ranking of Districts</b> <b>by Number of Violent Deaths</b>			
Rank	Violent Deaths	District	Geographical Area of Florida with Population Ranking (#)
1	1,759	17	Ft. Lauderdale (#2)
2	1,715	15	Palm Beach (#4)
3	1,669	11	Miami (#1)
4	1,584	4	Jacksonville (#7)
5	1,568	6	St. Petersburg (#3)
6	1,455	5	Leesburg (#8)
7	1,094	13	Tampa (#5)
8	1,071	9	Orlando (#6)
9	900	21	Ft. Myers (#11)
10	869	12	Sarasota (#9)
11	741	18	Melbourne (#14)
12	677	1	Pensacola (#12)
13	669	19	Ft. Pierce (#13)
14	633	10	Lakeland (#10)
15	597	7	Daytona Beach (#15)
16	479	8	Gainesville (#19)
17	395	20	Naples (#20)
18	337	2	Tallahassee (#17)
19	314	14	Panama City (#22)
20	311	24	Sanford (#16)
21	282	23	St. Augustine (#18)
22	276	25	Kissimmee (#21)
23	152	3	Live Oak (#23)
24	114	22	Port Charlotte (#24)
25	107	16	Florida Keys (#25)
<b>State 19,768</b>			

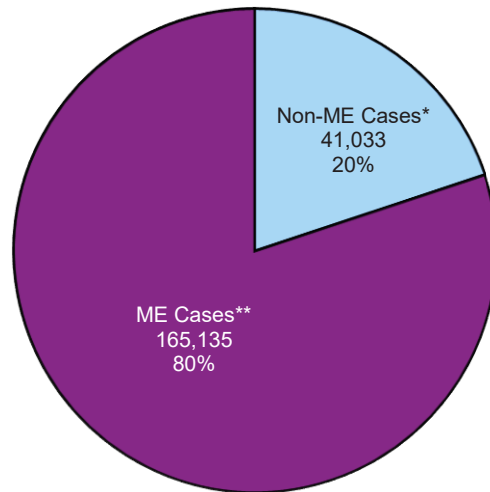
<b>TABLE VII</b> <b>2017 District Death Rates</b> <b>as Related to Autopsy Rates</b>		
Dist	Deaths/ Population	Autopsies/ Population
1	1.03%	0.066%
2	0.81%	0.072%
3	1.00%	0.109%
4	1.01%	0.122%
5	1.42%	0.090%
6	1.28%	0.090%
7	1.44%	0.104%
8	1.16%	0.138%
9	0.72%	0.082%
10	1.06%	0.091%
11	0.78%	0.067%
12	1.21%	0.101%
13	0.84%	0.083%
14	1.19%	0.110%
15	1.11%	0.092%
16	0.72%	0.255%
17	0.82%	0.065%
18	1.30%	0.135%
19	1.16%	0.098%
20	0.99%	0.077%
21	1.02%	0.104%
22	1.68%	0.076%
23	0.88%	0.063%
24	0.81%	0.057%
25	0.66%	0.097%
<b>State 1.01% 0.088%</b>		

**TABLE VIII**  
**Fifteen Year Comparison of Violent Death Rates**

Dist	2003	2004	2005	2006	2007	2008	2009	2010	2011	2012	2013	2014	2015	2016	2017
1	0.763	0.787	0.867	0.831	0.811	0.805	0.807	0.765	0.788	0.742	0.711	0.821	0.862	0.858	0.909
2	0.359	0.560	0.736	0.640	0.634	0.625	0.624	0.688	0.708	0.745	0.644	0.576	0.611	0.736	0.791
3	0.773	0.848	0.981	0.910	0.990	0.975	0.975	0.956	1.030	0.815	0.820	0.714	0.956	0.848	0.879
4	0.743	0.793	0.802	0.792	0.842	0.835	0.837	0.739	0.775	0.900	0.874	0.879	0.930	1.224	1.292
5	0.755	0.711	0.792	0.782	0.699	0.690	0.685	0.904	0.937	1.007	0.994	1.024	1.145	1.253	1.291
6	0.805	0.846	0.825	0.893	0.909	0.910	0.914	1.014	0.981	0.933	0.897	0.973	0.987	1.082	1.068
7	0.769	0.838	0.867	0.810	0.823	0.818	0.824	1.019	0.943	0.867	0.853	0.817	0.917	0.984	1.141
8	0.947	0.905	1.072	1.049	1.170	1.151	1.141	1.130	1.167	1.153	1.095	0.979	1.109	1.159	1.231
9	0.617	0.695	0.730	0.721	0.702	0.693	0.697	0.645	0.673	0.656	0.642	0.705	0.730	0.815	0.815
10	0.665	0.788	0.569	0.764	0.663	0.657	0.658	0.701	0.663	0.643	0.697	0.711	0.668	0.778	0.800
11	0.586	0.584	0.608	0.621	0.611	0.607	0.608	0.539	0.534	0.536	0.524	0.562	0.594	0.674	0.608
12	0.689	0.731	0.763	0.753	0.746	0.737	0.741	0.741	0.780	0.804	0.781	0.842	1.083	1.118	1.071
13	0.879	0.847	0.864	0.908	0.908	0.902	0.905	0.902	0.860	0.799	0.777	0.747	0.837	0.877	0.793
14	0.891	0.844	0.845	0.927	0.937	0.920	0.919	0.715	0.775	0.743	0.722	0.888	1.012	1.008	1.027
15	0.789	0.774	0.792	0.833	0.904	0.904	0.910	0.723	0.646	0.687	0.750	0.761	0.939	1.176	1.213
16	1.242	1.120	1.226	1.180	1.279	1.328	1.296	1.272	1.390	1.111	1.167	0.979	1.267	1.183	1.392
17	0.641	0.646	0.693	0.666	0.675	0.677	0.683	0.664	0.622	0.646	0.651	0.668	0.745	0.928	0.939
18	0.872	0.848	1.002	0.981	0.880	0.874	0.875	0.854	0.895	0.920	0.925	0.954	1.008	1.188	1.288
19	0.897	0.951	0.827	0.835	0.764	0.754	0.759	0.809	0.805	0.896	0.938	0.847	0.911	1.054	1.044
20	0.838	0.865	0.941	0.946	0.872	0.874	0.874	0.930	0.877	0.843	0.970	1.025	0.983	1.059	1.105
21	0.929	1.082	1.113	1.047	0.993	0.979	0.991	0.887	0.923	0.865	0.765	0.909	1.067	1.047	1.199
22	0.507	0.682	0.669	0.605	0.620	0.615	0.616	0.575	0.611	0.502	0.507	0.552	0.616	0.722	0.660
23	0.680	0.695	0.649	0.624	0.663	0.645	0.643	0.658	0.609	0.532	0.520	0.589	0.539	0.603	0.691
24	0.385	0.357	0.335	0.081	0.409	0.408	0.411	0.435	0.447	0.376	0.428	0.403	0.479	0.666	0.684
25														0.654	0.818
State	0.721	0.748	0.772	0.773	0.775	0.770	0.766	0.772	0.753	0.751	0.744	0.770	0.842	0.949	0.965

Note: Prior to 2016, District 9 included Orange & Osceola counties. Both counties enacted Home Rule authority in 2016 and District 9 was split into two districts, with Orange County staying District 9 and Osceola County becoming District 25.

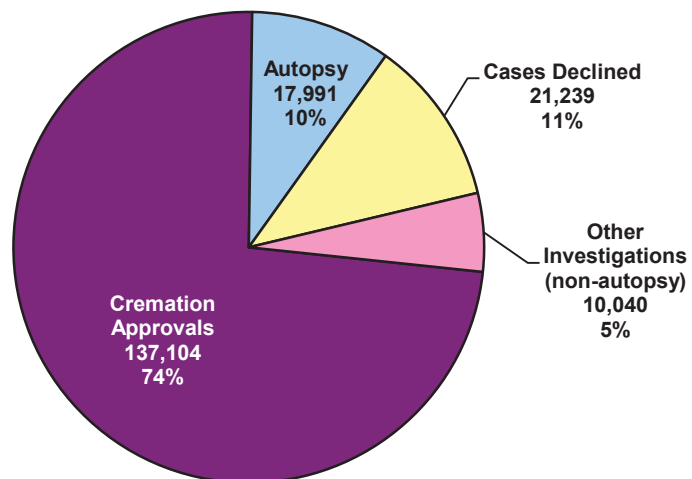
**Chart Ia**  
**2017 Medical Examiner Jurisdiction**  
**Total Florida Deaths: 206,168**



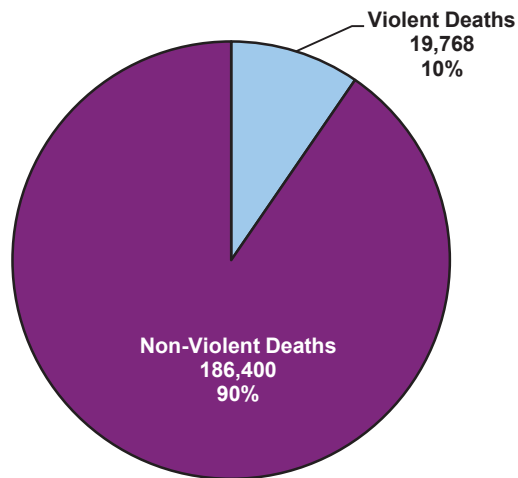
\* Includes 21,239 Cases Reviewed but Jurisdiction Declined

\*\* Includes Cases Accepted and Cremation Approvals

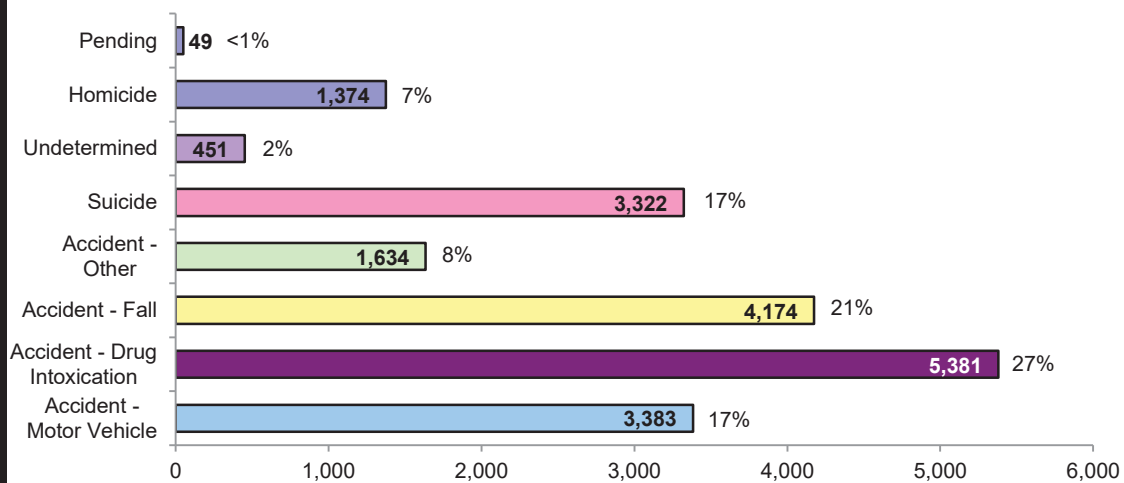
**Chart Ib**  
**2017 Medical Examiner Workload**  
**Total Deaths Reviewed: 186,374**



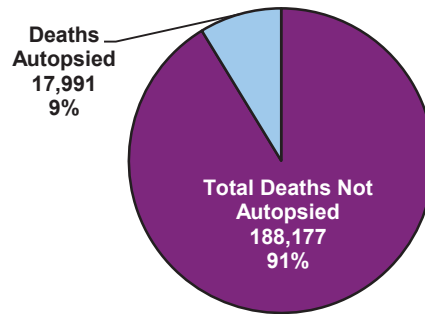
**Chart IIa**  
**2017 Violent vs. Non-Violent Deaths**  
**Total Florida Deaths: 206,168**



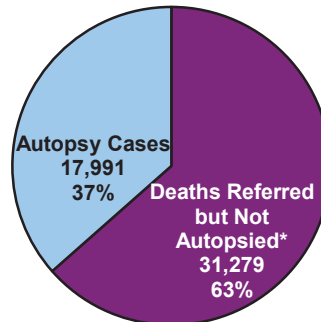
**Chart IIb**  
**2017 Violent Death Workload**  
**Total Violent Deaths: 19,768**



**Chart IIIa**  
**2017 Autopsy Workload**  
**Total Florida Deaths: 206,168**

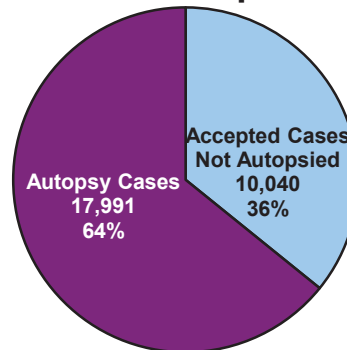


**Chart IIIb**  
**2017 Autopsy Workload as Percent of**  
**Deaths Referred to Medical Examiners**

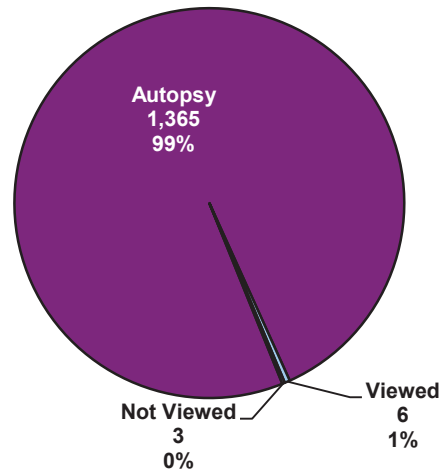


Total Deaths Referred: 49,270 (\*excludes cremations)

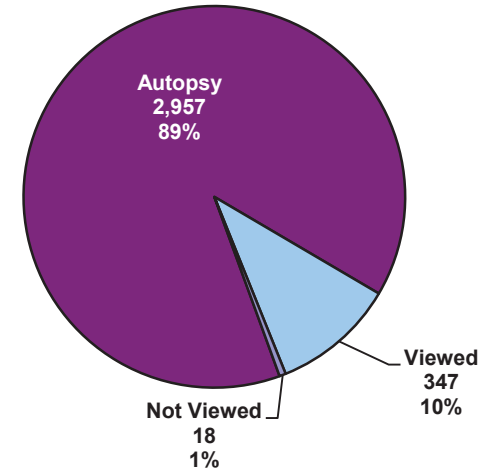
**Chart IIIc**  
**2017 Autopsy Workload as**  
**Percent of Deaths Accepted**  
**Total Deaths Accepted: 28,031**



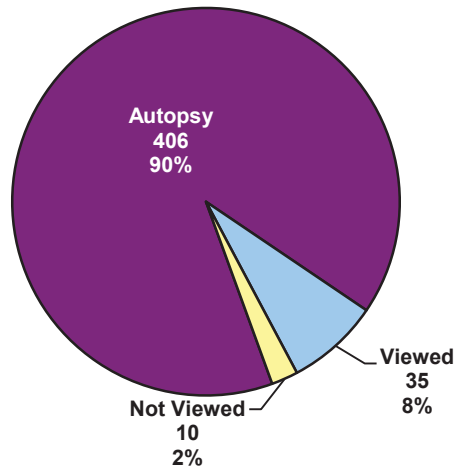
**Chart IVa**  
2017 Workload by Depth of Examinations -  
Homicide



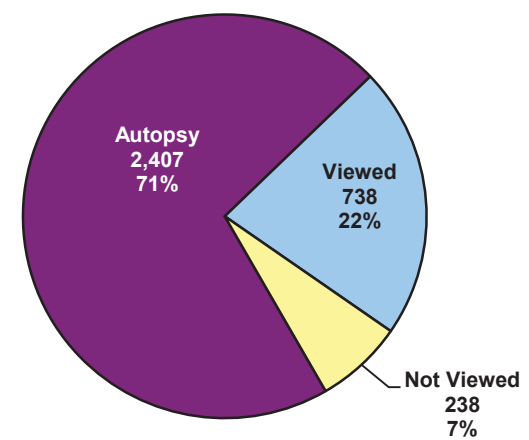
**Chart IVb**  
2017 Workload by Depth of Examinations -  
Suicide



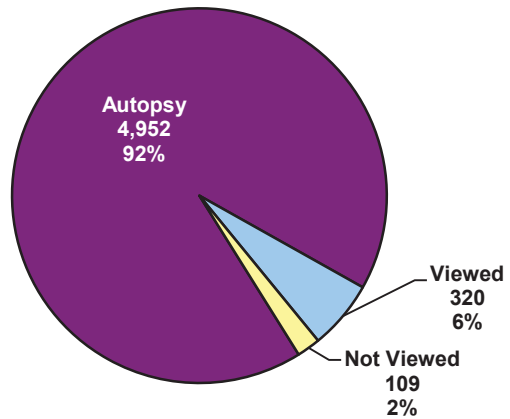
**Chart IVc**  
2017 Workload by Depth of Examinations -  
Undetermined



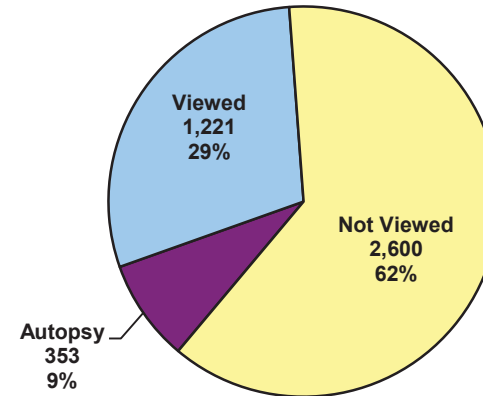
**Chart IVd**  
2017 Workload by Depth of Examinations -  
Accident: Motor Vehicle



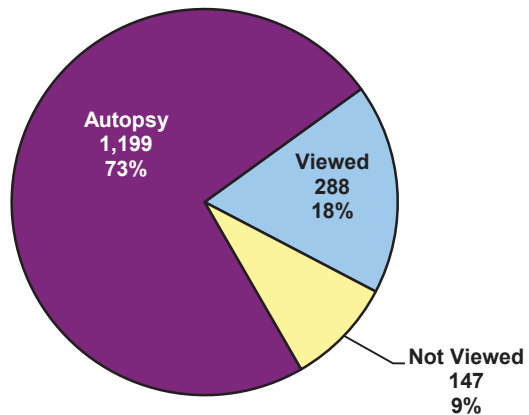
**Chart IVe**  
**2017 Workload by Depth of Examinations -**  
**Accident: Drug Intoxication**



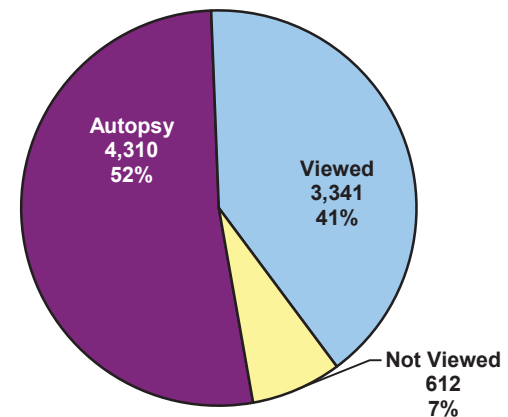
**Chart IVf**  
**2017 Workload by Depth of Examinations -**  
**Accident: Fall**



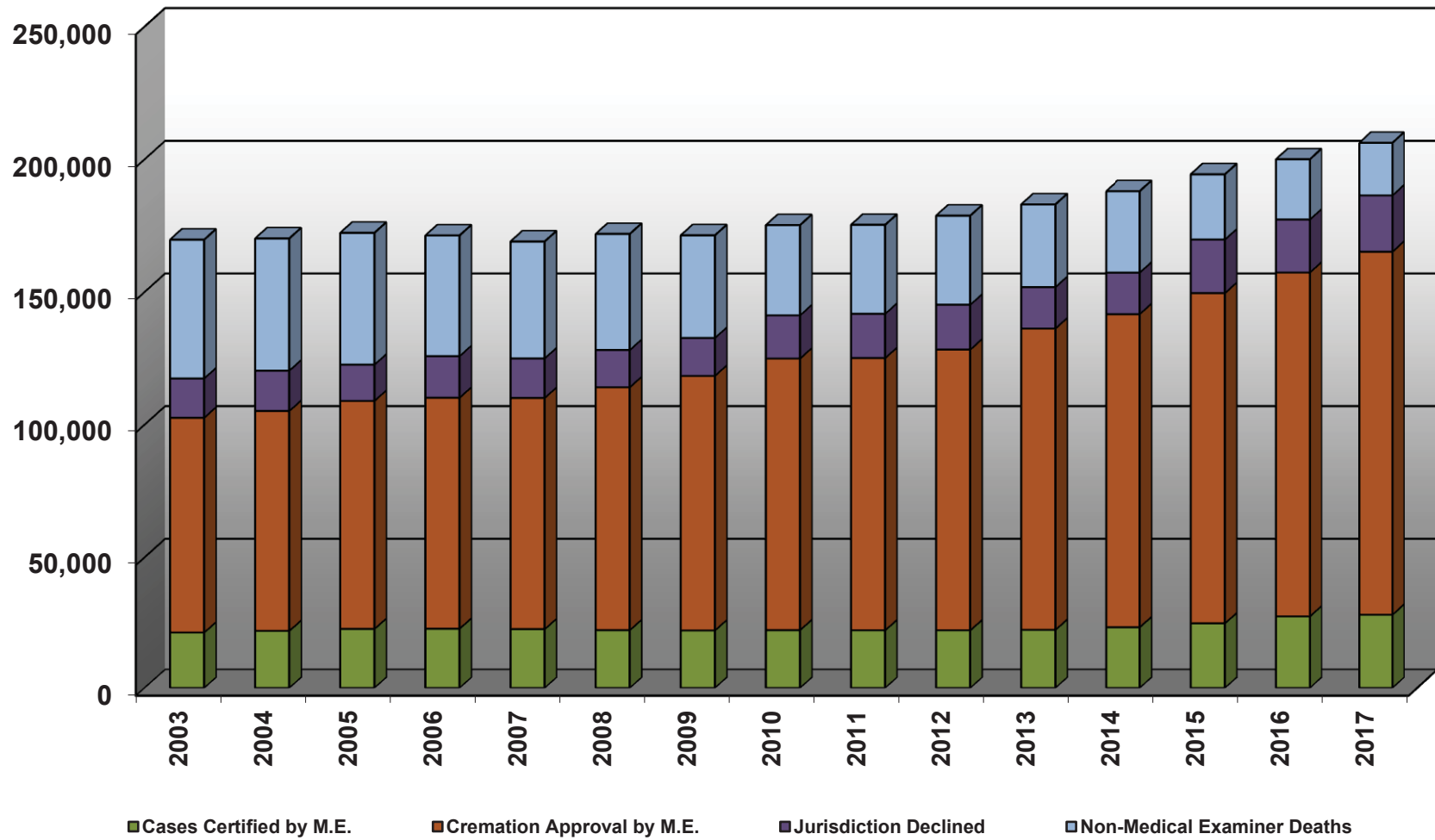
**Chart IVg**  
**2017 Workload by Depth of Examinations -**  
**Accident: Other (Non-motor vehicle)**



**Chart IVh**  
**2017 Workload by Depth of Examinations -**  
**Natural**



**CHART V**  
**Historical Workload**  
**Medical Examiner Cases**  
**2003 - 2017**



# MEDICAL EXAMINERS COMMISSION

**Stephen J. Nelson, M.A., M.D., F.C.A.P.**  
**Chairman**

District 10 Medical Examiner  
1021 Jim Keene Boulevard  
Winter Haven, Florida 33880  
(863) 298-4600  
*email: StephenNelson@polk-county.net*  
First Term: 2/13/2014-7/1/2016  
Second Term: 08/29/2018-07/01/2020

**Barbara C. Wolf, M.D.**

District 5 Medical Examiner  
809 Pine Street  
Leesburg, Florida 34748  
(352) 326-5961  
*email: barbara.wolf@marioncountyfl.org*  
First Term: 8/7/2015-7/1/2019

**Honorable J. Harrell Reid**

Sheriff, Hamilton County  
Post Office Drawer A  
Jasper, Florida 32052  
(386) 792-2004  
*email: reidh@flcjr.net*  
First Term: 11/14/2017-8/21/2021

**Robin Giddens Sheppard, L.F.D.**

Funeral Director/Vice President  
Hardage-Giddens Funeral Homes  
4801 San Jose Boulevard  
Jacksonville, Florida 32207  
(904) 737-7171  
*email: Robin.Sheppard@dignitymemorial.com*  
First Term: 8/15/2013-7/1/2016  
Second Term: 08/29/2018-07/01/2020

**Mr. Kenneth T. Jones**

State Registrar  
Florida Department of Health  
Bureau of Vital Statistics  
Post Office Box 210  
Jacksonville, Florida 32231  
(904) 359-6900 ext. 1001  
*email: Ken.Jones@flhealth.gov*  
Term: Not Applicable

**Honorable Charlie Cofer, J.D.**

Public Defender, 4th Judicial Circuit  
407 N. Laura Street  
Jacksonville, Florida 32202  
(904) 255-4673  
*email: ccofer@pd4.coj.net*  
First Term: 08/29/2018-07/01/2021

**Wesley Heidt, J.D.**

Office of the Attorney General  
Bureau Chief, Criminal Appeals  
444 Seabreeze Boulevard, Suite 500  
Daytona Beach, Florida 32118  
(386) 238-4990  
*email: wesley.heidt@myfloridalegal.com*  
Term: Not Applicable

**Honorable Jeffrey A. Siegmeister, J.D.**

State Attorney, Third Judicial Circuit  
310 Pine Avenue SW  
Live Oak, Florida 32064  
(386) 362-2320  
*email: jeff.siegmeister@sao3.org*  
First Term: 11/14/2017-7/1/2019

**Honorable Carol Whitmore**

Manatee County Commission  
Board of County Commissioners  
Post Office Box 1000  
Bradenton, Florida 34206-1000  
(941) 745-3704  
*email: carol.whitmore@mymanatee.org*  
First Term: 8/15/2013-7/1/2017  
Second Term: 08/29/2018-07/01/2021

## STAFF

Medical Examiners Commission  
Florida Department of Law Enforcement  
Post Office Box 1489  
Tallahassee, Florida 32302  
(850) 410-8600

Chief of Policy and Special Programs Vickie Koenig  
(850) 410-8600  
[vickiekoenig@fdle.state.fl.us](mailto:vickiekoenig@fdle.state.fl.us)

Government Analyst II Beth McNeil  
(850) 410-8608  
[bethmcneil@fdle.state.fl.us](mailto:bethmcneil@fdle.state.fl.us)

Government Analyst II Doug Culbertson  
(850) 410-8609  
[dougculbertson@fdle.state.fl.us](mailto:dougculbertson@fdle.state.fl.us)

Deputy General Counsel James Martin, J.D.  
(850) 410-7676  
[jamesmartin@fdle.state.fl.us](mailto:jamesmartin@fdle.state.fl.us)

# FLORIDA DISTRICT MEDICAL EXAMINERS

## District 1

**Andrea N. Minyard, M.D.**  
Interim Medical Examiner  
5151 North 9th Avenue  
Pensacola, Florida 32504  
Director of Operations Jeff Martin  
(850) 416-7200  
FAX: (850) 416-6475  
e-mail: [anminyard@aol.com](mailto:anminyard@aol.com)

## District 2

**David T. Stewart, M.D.**  
Post Office Box 14389  
Tallahassee, Florida 32317  
Forensic Supervisor Tiffany Poston  
(850) 942-7473  
FAX: (850) 219-7690  
e-mail: [me2@kwbpathology.com](mailto:me2@kwbpathology.com)

## District 3

Dixie Co.  
ME Services Provided by District 8  
Lafayette, Madison & Suwannee Co.  
ME Services Provided by District 2  
Columbia & Hamilton Co.  
ME Services Provided by District 4

## District 4

**Valerie J. Rao, M.D.**  
Interim Medical Examiner  
2100 Jefferson Street  
Jacksonville, Florida 32206  
Director of Operations Tim Crutchfield  
(904) 255-4000  
FAX: (904) 630-0964  
e-mail: [tcutchfield@coj.net](mailto:tcutchfield@coj.net)

## District 5

**Barbara C. Wolf, M.D.**  
809 Pine Street  
Leesburg, Florida 34748  
Director of Operations Lindsey Bayer  
(352) 326-5961  
FAX: (352) 365-6438  
e-mail: [Lindsey.Bayer@marioncounty.fl.org](mailto:Lindsey.Bayer@marioncounty.fl.org)

## District 6

**Jon R. Thogmartin, M.D.**  
10900 Ulmerton Road  
Largo, Florida 33778  
Chief Investigator Damon Breton  
(727) 582-6800  
FAX: (727) 582-6820  
e-mail: [dbreton@co.pinellas.fl.us](mailto:dbreton@co.pinellas.fl.us)

## District 7 (Home Rule)

**Jon R. Thogmartin, M.D.**  
Interim Medical Examiner  
1360 Indian Lake Road  
Daytona Beach, FL 32124-1001  
Interim Director of Operations Karla Orozco  
(386) 258-4060  
FAX: (386) 258-4061  
e-mail: [korozco@volusia.org](mailto:korozco@volusia.org)

## District 8

**William F. Hamilton, M.D.**  
606 S.W. 3rd Avenue  
Gainesville, Florida 32601  
Forensic Investigator Coordinator Cathy Weldon  
(352) 273-9292  
FAX: (352) 273-9288  
e-mail: [weldonc@pathology.ufl.edu](mailto:weldonc@pathology.ufl.edu)

## District 9 (Home Rule)

**Joshua D. Stephany, M.D.**  
2350 East Michigan Street  
Orlando, Florida 32806  
Program Manager Sheri Blanton  
(407) 836-9400  
FAX: (407) 836-9450  
e-mail: [Sheri.Blanton@ocfl.net](mailto:Sheri.Blanton@ocfl.net)

## District 10

**Stephen J. Nelson, M.A., M.D., F.C.A.P.**  
1021 Jim Keene Boulevard  
Winter Haven, Florida 33880  
Office Manager Sheli Wilson  
(863) 298-4600  
FAX: (863) 298-5264  
e-mail: [StephenNelson@polk-county.net](mailto:StephenNelson@polk-county.net)

## District 11 (Home Rule)

**Emma O. Lew, M.D.**  
Number One on Bob Hope Road  
Miami, Florida 33136-1133  
Director of Operations Darren Caprara  
(305) 545-2400  
FAX: (305) 545-2412  
e-mail: [eol@miamidade.gov](mailto:eol@miamidade.gov)

## District 12

**Russell S. Vega, M.D.**  
2001 Siesta Drive, Suite 302  
Sarasota, Florida 34239  
Director of Operations David Winterhalter  
(941) 361-6909  
FAX: (941) 361-6914  
email: [rvega@fldist12me.com](mailto:rvega@fldist12me.com)

## District 13 (Home Rule)

**Kelly G. Devers, M.D.**  
11025 North 46th Street  
Tampa, Florida 33617  
Manager of Operations Robert Salmon  
(813) 914-4500  
FAX: (813) 914-4594  
email: [DeversK@hillsboroughcounty.org](mailto:DeversK@hillsboroughcounty.org)

## District 14

**Jay Radtke, M.D.**  
3737 Frankford Avenue  
Panama City, Florida 32405  
Director of Operations Whit Majors  
(850) 747-5740  
FAX: (850) 747-5745  
e-mail: [wmajors@baycountyfl.gov](mailto:wmajors@baycountyfl.gov)

## District 15 (Home Rule)

**Michael D. Bell, M.D.**  
3126 Gun Club Road  
West Palm Beach, Florida 33406  
Forensic Supervisor Heron Ruiz  
(561) 688-4575  
FAX: (561) 688-4588  
e-mail: [mbell@pbcgov.org](mailto:mbell@pbcgov.org)

## District 16

**Michael Steckbauer, M.D.**  
Interim Medical Examiner  
56639 Overseas Hwy  
Marathon, Florida 33050  
(305) 743-9011  
FAX: (305) 743-9013  
e-mail: [meo@monroecounty-fl.gov](mailto:meo@monroecounty-fl.gov)

## District 17 (Home Rule)

**Craig Mallak, M.D.**  
5301 S.W. 31st Avenue  
Ft. Lauderdale, Florida 33312  
Division Admin Assistant Heather Galvez  
(954) 357-5200  
FAX: (954) 327-6580  
e-mail: [cmallak@broward.org](mailto:cmallak@broward.org)

## District 18

**Sajid S. Qaiser, M.D.**  
1750 Cedar Street  
Rockledge, Florida 32955  
Lead Investigator Craig Engelson  
(321) 633-1981  
FAX: (321) 633-1986  
e-mail: [sajid.qaiser@brevardcounty.us](mailto:sajid.qaiser@brevardcounty.us)

## District 19

**Roger E. Mittleman, M.D.**  
2500 South 35th Street  
Ft. Pierce, Florida 34981  
Administrative Manager Christine Weekes  
(772) 464-7378  
FAX: (772) 464-2409  
e-mail: [cweekes@irsc.edu](mailto:cweekes@irsc.edu)

## District 20

**Marta U. Coburn, M.D.**  
3838 Domestic Avenue  
Naples, Florida 34104  
Office Manager Elizabeth Alfonso Nunez  
(239) 434-5020  
FAX: (239) 434-5027  
e-mail: [naplesme@d20me.net](mailto:naplesme@d20me.net)

## District 21

**Rebecca A. Hamilton, M.D.**  
70 South Danley Drive  
Ft. Myers, Florida 33907  
Operations Manager Patti Wheaton  
(239) 533-6339  
FAX: (239) 277-5017  
e-mail: [pwheaton@leegov.com](mailto:pwheaton@leegov.com)

## District 22

**Riazul H. Imami, M.D., Ph.D.**  
18130 Paulson Drive  
Pt. Charlotte, Florida 33954  
Office Manager Penny Fulton  
(941) 625-1111  
FAX: (941) 627-0995  
e-mail: [medex22@embarqmail.com](mailto:medex22@embarqmail.com)

## District 23

**Predrag Bulic, M.D.**  
4501 Avenue A  
St. Augustine, Florida 32095  
Operations Director Koni Rogers  
(904) 209-0820  
FAX: (800) 255-8617  
e-mail: [medex23@sjcfl.us](mailto:medex23@sjcfl.us)

## District 24

**Jon R. Thogmartin, M.D.**  
Acting Medical Examiner  
ME Services Provided by District 7

## District 25 (Home Rule)

**Joshua D. Stephany, M.D.**  
ME Services Provided by District 9

## FLORIDA ASSOCIATE MEDICAL EXAMINERS

### District 1

Tim J. Gallagher, M.D., M.H.S.A.  
(Wilson A. Broussard, M.D.)  
(Aurelian Nicolaescu, M.D.)  
(Jay M. Radtke, M.D.)  
(Cameron F. Snider, M.D.)

### District 2

Anthony J. Clark, M.D.  
Lisa M. Flannagan, M.D.  
Jerry L. Harris, M.D.  
L. Stephen Sarbeck, M.D.  
Stephen L. Sgan, M.D.

### District 3

Dixie Co.  
ME Services Provided by District 8  
Lafayette, Madison, & Suwannee Co.  
ME Services Provided by District 2  
Columbia & Hamilton Co.  
ME Services Provided by District 4

### District 4

Robert Buchsbaum, M.D., J.D.  
Jennifer E. Dierksen, M.D.  
Peter Gillespie, M.D.  
Aurelian Nicolaescu, M.D.  
Robert R. Pfalzgraf, M.D.  
(Leszek Chrostowski, M.D.)  
(William F. Hamilton, M.D.)  
(Deanna A. Oleske, M.D.)  
(Wendy A. Stroh, D.O.)  
(Barbara C. Wolf, M.D.)

### District 5

Tracey S. Corey, M.D.  
Tera A. Jones, M.D.  
Wendy A. Lavezzi, M.D.  
Kyle C. Shaw, MBBS  
(William F. Hamilton, M.D.)  
(Susan S. Ignacio, M.D.)  
(Wayne D. Kurz, M.D.)  
(Aurelian Nicolaescu, M.D.)  
(Noel A. Palma, M.D.)  
(Joshua D. Stephany, M.D.)  
(Wendy A. Stroh, D.O.)  
(Jon Thogmartin, M.D.)  
(Christopher I. Wilson, M.D.)

### District 6

Noel R. Agudo, M.D.  
Susan S. Ignacio, M.D.  
Kailee Imperatore, M.D.  
Wayne D. Kurz, M.D.  
Noel A. Palma, M.D.  
Christopher I. Wilson, M.D.  
(Wilson A. Broussard, M.D.)  
(Thomas M. Coyne, M.D., Ph.D.)  
(Rebecca A. Hamilton, M.D.)  
(Wendy A. Lavezzi, M.D.)  
(Stephen J. Nelson, M.D.)  
(Kyle C. Shaw, MBBS)  
(Phouthasone Thirakul, M.D.)  
(Suzanne R. Utley-Bobak, M.D.)  
(Russell S. Vega, M.D.)  
(Vera V. Volnikh, M.D.)  
(Barbara C. Wolf, M.D.)

### District 7

Michael D. Hunter, M.D.  
Andrew S. Koopmeiners, M.D.  
(Marcela Chiste, M.D.)  
(Marie H. Hansen, M.D.)  
(Susan S. Ignacio, M.D.)  
(Wayne D. Kurz, M.D.)  
(Shanedelle S. Norford, M.D.)  
(Noel A. Palma, M.D.)  
(Valerie J. Rao, M.D.)  
(Mark J. Shuman, M.D.)  
(Lee Marie Tormos, M.D.)  
(Christopher I. Wilson, M.D.)  
(Sara H. Zydwicz, D.O.)

### District 8

Wendy A. Stroh, D.O.  
(Robert Buchsbaum, M.D., J.D.)  
(Predrag Bulic, M.D.)  
(Leszek Chrostowski, M.D.)  
(Tracey S. Corey, M.D.)  
(Peter Gillespie, M.D.)  
(Tera A. Jones, M.D.)  
(Wendy A. Lavezzi, M.D.)  
(Roger E. Mittleman, M.D.)  
(Stephen J. Nelson, M.D.)  
(Aurelian Nicolaescu, M.D.)  
(Deanna A. Oleske, M.D.)  
(Valerie J. Rao, M.D.)  
(Kyle Shaw, M.D.)  
(Jon R. Thogmartin, M.D.)  
(Barbara C. Wolf, M.D.)

### District 9

Jesse C. Giles, M.D.  
Marie H. Hansen, M.D.  
Jennifer H. Park, D.O.  
Gary L. Utz, M.D.  
Sara H. Zydwicz, D.O.  
(Tracy S. Corey, M.D.)  
(Julia V. Hegert, M.D.)  
(Tera A. Jones, M.D.)  
(Wendy Lavezzi, M.D.)  
(Roger E. Mittleman, M.D.)  
(Stephen J. Nelson, M.D.)  
(Shanedelle S. Norford, M.D.)  
(Linda Rush O'Neil, M.D.)  
(Krzysztof Podjaski, M.D.)  
(Russell S. Vega, M.D.)  
(Kyle Shaw, M.D.)  
(Vera V. Volnikh, M.D.)  
(Barbara C. Wolf, M.D.)

### District 10

Vera V. Volnikh, M.D.  
(Susan S. Ignacio, M.D.)  
(Wayne D. Kurz, M.D.)  
(Wendy Lavezzi, M.D.)  
(Roger E. Mittleman, M.D.)  
(Noel A. Palma, M.D.)  
(Kyle C. Shaw, MBBS)  
(Jon R. Thogmartin, M.D.)  
(Christopher I. Wilson, M.D.)  
(Barbara C. Wolf, M.D.)

### District 11

Noelia Alemar Hernandez, M.D.  
Fintan Garavan, Ph.D., M.D.  
Brittany Glad, D.O.  
Kenneth D. Hutchins, M.D.  
Jamie Kallan, M.D.  
Katherine L. Kenerson, M.D.  
Benjamin Mathis, M.D.  
Mark J. Shuman, M.D.  
(Michael D. Bell, M.D.)  
(Iouri G. Boiko, M.D., Ph.D.)  
(Manfred Borges, M.D.)  
(Marcela Chiste, M.D.)  
(Marta Coburn, M.D.)  
(Gertrude M. Juste, M.D.)  
(Rebecca MacDougall, M.D.)  
(Craig Mallak, M.D.)  
(Reinhard W. Motte, M.D.)  
(Linda R. O'Neil, M.D.)  
(Marlon Osbourne, M.D.)  
(Stephen Robinson, M.D.)  
(Stacey A. Simons, M.D.)  
(Terrill Tops, M.D.)  
(Lee Marie Tormos, M.D.)

### District 12

Wilson A. Broussard, M.D.  
Phouthasone Thirakul, M.D.  
Suzanne R. Utley-Bobak, M.D.  
(Elise F. Arbefeville, M.D.)  
(Leszek Chrostowski, M.D.)  
(Laura S. Hair, M.D.)  
(Stephen J. Nelson, M.D.)  
(Robert R. Pfalzgraf, M.D.)  
(Daniel L. Schultz, M.D.)  
(Wendolyn Sneed, M.D.)

### District 13

Leszek A. Chrostowski, M.D.  
Mary K. Mainland, M.D.  
Daissy C. McEnnan, M.D.  
Selly S. Rivers, M.D.  
Daniel L. Schultz, M.D.  
(Phouthasone Thirakul, M.D.)  
(Gary L. Utz, M.D.)  
(Sara H. Zydwicz, D.O.)

### District 14

(Thomas M. Coyne, M.D.)  
(Tim J. Gallagher, M.D., M.H.S.A.)  
(Katherine L. Kenerson, M.D.)  
(Andrea N. Minyard, M.D.)  
(Mark J. Shuman, M.D.)

### District 15

Marcela Chiste, M.D.  
Gertrude M. Juste, M.D.  
Reinhard W. Motte, M.D.  
Stacey A. Simons, M.D.  
Lee Marie Tormos, M.D.  
(Iouri G. Boiko, M.D., Ph.D.)  
(Stuart M. Graham, M.D.)  
(Kenneth D. Hutchins, M.D.)  
(Katherine L. Kenerson, M.D.)  
(Emma O. Lew, M.D.)  
(Craig T. Mallak, M.D., J.D.)  
(Benjamin Mathis, M.D.)  
(Roger E. Mittleman, M.D.)  
(Linda R. O'Neil, M.D.)  
(Marlon Osbourne, M.D.)  
(Jay Radtke, M.D.)  
(Stephen Robinson, M.D.)  
(Mark J. Shuman, M.D.)

### District 16

(Iouri G. Boiko, M.D. Ph.D.)  
(Mark J. Shuman, M.D.)

### District 17

Iouri G. Boiko, M.D., Ph.D.  
Rebecca MacDougall, M.D.  
Marlon Osbourne, M.D.  
Stephen Robinson, M.D.  
Adrienne Sauder, M.D.  
Wendolyn Sneed, M.D.  
Terrill Tops, M.D.  
Darin Trelka, M.D., Ph.D.  
(Michael D. Bell, M.D.)  
(Kenneth Hutchins, M.D.)  
(Gertrude M. Juste, M.D.)  
(Katherine L. Kenerson, M.D.)  
(Emma O. Lew, M.D.)  
(Benjamin Mathis, M.D.)  
(Reinhard W. Motte, M.D.)  
(Linda Rush O'Neil, M.D.)

### District 18

Krzysztof Podjaski, M.D.  
Albert W. Williams, M.D.  
(Roger E. Mittleman, M.D.)

### District 19

Shanedelle S. Norford, M.D.  
Linda Rush O'Neil, M.D.  
(Michael D. Bell, M.D.)  
(Stuart M. Graham, M.D.)  
(Marie H. Hansen, M.D.)  
(Kenneth D. Hutchins, M.D.)  
(Gertrude M. Juste, M.D.)  
(Wendy A. Lavezzi, M.D.)  
(Reinhard W. Motte, M.D.)  
(Stephen J. Nelson, M.D.)  
(Krzysztof Podjaski, M.D.)  
(Kyle C. Shaw, MBBS)  
(Joshua D. Stephany, M.D.)  
(Sajid S. Qaiser, M.D.)  
(Mark J. Shuman, M.D.)  
(Gary L. Utz, M.D.)  
(Vera V. Volnikh, M.D.)  
(Barbara C. Wolf, M.D.)  
(Sara H. Zydwicz, D.O.)

### District 20

Manfred Borges, Jr., M.D.  
(Rebecca A. Hamilton, M.D.)  
(Emma O. Lew, M.D.)

### District 21

Thomas M. Coyne, M.D., Ph.D.  
Tracy L. Shipe, D.O.  
(Elise F. Arbefeville, M.D.)  
(Manfred C. Borges, M.D.)  
(Wilson A. Broussard, Jr., M.D.)  
(Marta U. Coburn, M.D.)  
(Riazul H. Imami, M.D., Ph.D.)  
(Katherine L. Kenerson, M.D.)  
(Stephen J. Nelson, M.D.)  
(Jay M. Radtke, M.D.)  
(Mark J. Shuman, M.D.)  
(Phouthasone Thirakul, M.D.)  
(Vera V. Volnikh, M.D.)

### District 22

(Elise F. Arbefeville, M.D.)  
(Wilson A. Broussard, Jr., M.D.)  
(Daniel L. Schultz, M.D.)  
(Suzanne R. Utley-Bobak, M.D.)  
(Russell S. Vega, M.D.)

### District 23

Deanna A. Oleske, M.D.

### District 24

ME Services Provided by District 7

### District 25

ME Services Provided by District 9

## MEDICAL EXAMINERS COMMISSION

Representing	Commissioner	Appointment	Reappointment	Term
Medical Examiners	Stephen J. Nelson, M.D.	2014	2018	2020
	Barbara C. Wolf, M.D.	2015	N/A	2019
State Attorney	Jeffrey Siegmeister, J.D.	2017	N/A	2019
Public Defender	Charlie Cofer, J.D.	2018	N/A	2021
County Commissioner	Carol Whitmore	2013	2018	2021
Sheriff	Harrell Reid	2017	N/A	2021
Funeral Home Industry	Robin Giddens Sheppard	2013	2018	2020
Attorney General/Designee	Wesley H. Heidt, J.D.	Standing appointment with no term		
State Surgeon General/Designee	Kenneth T. Jones	Standing appointment with no term		

## District Medical Examiners Three Year Schedule

District	Next Three Term Year		
1	2015	2018	2021
2	2015	2018	2021
3	2015	2018	2021
4	2015	2018	2021
5	2015	2018	2021
6	2015	2018	2021
7	Home Rule Authority Began 1997		
8	2016	2019	2022
9	Home Rule Authority Began 2016		
10	2016	2019	2022
11	Home Rule Authority Began 1992		
12	2016	2019	2022
13	Home Rule Authority Began 1992		
14	2016	2019	2022
15	Home Rule Authority Began 1993		
16	2017	2020	2023
17	Home Rule Authority Began 2011		
18	2017	2020	2023
19	2017	2020	2023
20	2017	2020	2023
21	2017	2020	2023
22	2017	2020	2023
23	2017	2020	2023
24	2017	2020	2023
25	Home Rule Authority Began 2016		



# **Medical Examiners Commission**

**[www.fdle.state.fl.us](http://www.fdle.state.fl.us)**