



# 2021 ANNUAL REPORT

**Amended December 12, 2022**

Stephen J. Nelson, M.A., M.D., F.C.A.P.  
Chairman

Barbara C. Wolf, M.D. • Honorable Charlie Cofer, J.D.  
Nick Cox, J.D. • Robin Giddens Sheppard, L.F.D. • Kenneth T. Jones Honorable  
Carol R. Whitmore, R.N.

## From the Chairman of the Medical Examiners Commission

On behalf of the Medical Examiners Commission (MEC), I am pleased to provide this *Annual Workload Report* to each of our district medical examiners. The information included in this report is invaluable to the many interested parties well beyond the boundaries of our medical examiner districts. The MEC believes in the value and worth of compiling statewide data and providing it to the general public and policy makers alike.

While calendar year 2021 continued to bring about challenges regarding SARS-COV-2, the number of natural deaths decreased significantly from 2020. However, when compared to pre-COVID years, the number of natural deaths increased.

The *Report of Drugs Identified in Deceased Persons* provides highly sought after and critical information related to drug deaths in Florida. This unique report continues to track the unfortunate results of the abuse of both prescription and illicit drugs. The report assists Florida's state and local agencies in allocating and focusing their precious resources. Dating back to 1987, this annual report was first conceptualized for tracking deaths due to cocaine, with heroin later added in 1995. The report is constantly evolving. More drugs are tracked as their abuse potential and prevalence becomes known. The *Report of Drugs Identified in Deceased Persons* has currently evolved to include the tracking of 40 drugs and ethanol.

One of the MEC's proudest accomplishments continues to be its joint initiative with the Florida Department of Law Enforcement (FDLE) and Florida's 25 medical examiner districts as we attempt to resolve the approximately 900 unidentified deceased persons in our state. With new technology and advances in forensic science, this project continues to pay dividends for many families seeking closure of a loved one's fate. We will continue to encourage participation and provide access to various resources to reduce the backlog of these unidentified deaths.

Thank you for your on-going professional commitment to providing the State of Florida with high quality medical-legal death investigative services. This is very much a team effort and you are to be commended for your exemplary efforts and professionalism.



Stephen J. Nelson, M.A., M.D., F.C.A.P.  
Chairman, Medical Examiners Commission

October 2022

# Contents

Introduction .....	1
Commission Appointments .....	1
Medical Examiner Districts.....	1
Disciplinary Actions .....	2
Annual Educational Conference .....	2
State Child Abuse Death Review Committee .....	2
Violent Crime and Drug Control Council .....	2
Unidentified Deceased Initiative.....	2
Methodology.....	6
Florida Medical Examiner Coverage Map.....	7
Table I District Demographics and Annual Workload Activity Reports .....	8
Table Ia Annual Workload Activity Reports for Infant Deaths .....	9
Table Ib Annual Workload Activity Reports for Law Enforcement Involved Deaths .....	9
Table Ia1 Workload by Depth of Examination (Infant Deaths Not Sleep Related) .....	10
Table Ia1 Workload by Depth of Examination (Infant Deaths Sleep Related) .....	11
Table Ib1 Workload by Depth of Examination (Law Enforcement Involved Deaths) .....	12
Table Ic Workload by Depth of Examination.....	13
Table II Cases Accepted Related to District Population .....	15
Table III Autopsies Related to Total Deaths, Population, and Violent Deaths.....	15
Table IV Percent of Medical Examiner Cases Autopsied.....	16
Table V Ranking of Violent Death Rates .....	17
Table VI Ranking of Districts by Number of Violent Deaths .....	18
Table VII District Death Rates as Related to Autopsy Rates .....	18
Table VIII Fifteen Year Comparison of Violent Death Rates .....	19
Chart Ia Medical Examiner Jurisdiction.....	20
Chart Ib Medical Examiner Workload .....	20
Chart IIa Violent Versus Non-Violent Deaths.....	21
Chart IIb Violent Death Workload.....	21
Chart IIIa Autopsy Workload as Percent of Total Deaths .....	22
Chart IIIb Autopsy Workload as Percent of Deaths Referred to Medical Examiners.....	22
Chart IIIc Autopsy Workload as Percent of Deaths Accepted .....	22
Chart IVa Workload by Depth of Examinations – Homicide.....	23
Chart IVb Workload by Depth of Examinations – Suicide .....	23
Chart IVc Workload by Depth of Examinations – Undetermined .....	23
Chart IVd Workload by Depth of Examinations – Accident: Motor Vehicle.....	23
Chart IVe Workload by Depth of Examinations – Accident: Drug Intoxication.....	24
Chart IVf Workload by Depth of Examinations – Accident: Fall .....	24
Chart IVg Workload by Depth of Examinations – Accident: Other .....	24
Chart IVh Workload by Depth of Examinations – Natural .....	24
Chart V Historical Workload Medical Examiner Cases .....	25
Appendix 1 Medical Examiners Commission .....	26
Appendix 2 District Medical Examiners .....	27
Appendix 3 Associate Medical Examiners .....	28
Appendix 4 Medical Examiners Commission Term Schedules.....	29
Appendix 5 District Medical Examiners Term Schedules.....	30

## **INTRODUCTION**

The Medical Examiners Act, Chapter 406, Part I, Florida Statutes, was enacted by the 1970 Legislature in order to establish minimum and uniform standards of excellence in statewide medical examiner services. This report is compiled to illustrate the direction taken by the Medical Examiners Commission (MEC) during 2021 to ensure an effective and viable program of medical examiner services throughout Florida.

## **COMMISSION APPOINTMENTS**

### **Appointments**

Statewide Prosecutor Nick Cox, J.D., was appointed as the Attorney General proxy for the Medical Examiners Commission. He replaced the Honorable Wesley Heidt, J.D., on the Commission as Mr. Heidt was appointed as a Volusia County judge.

### **Reappointments**

The term for the public defender position expired on June 30, 2021. Incumbent Charlie Cofer, J.D., 4<sup>th</sup> Judicial Circuit, applied for reappointment and will continue to serve until reappointed or replaced.

The term for the county commissioner position expired on June 30, 2021. Incumbent Carol Whitmore, Manatee County Commissioner, will continue to serve until a replacement is named.

The sheriff position on the MEC was vacated by the Hamilton County Sheriff J. Harrell Reid on April 5, 2021. The recommendation for his replacement is pending approval in the Governor's office.

## **MEDICAL EXAMINER DISTRICTS**

In 2021, the Commission recommended that the medical examiners for Districts 2, 4, 5 and 6 be reappointed by the Governor for a three-year term.

District 2	Dr. David T. Stewart
District 4	Dr. B. Robert Pietak*
District 5	Dr. Barbara C. Wolf
District 6	Dr. Jon R. Thogmartin

\*Dr. B. Robert Pietak is still waiting initial appointment by the Governor.

Surveys for the reappointments of district medical examiners for Districts 2 (Franklin, Gadsden, Jefferson, Leon, Liberty, Taylor and Wakulla counties), 4 (Clay, Duval and Nassau counties), 5 (Citrus, Hernando, Lake, Marion and Sumter counties) and 6 (Pasco and Pinellas counties) were mailed to the constituents of these districts in January.

Surveys were not originally sent out to constituents in District 1 in January because Dr. Oleske was appointed District 1 Interim Medical Examiner at the beginning of November 2020. The Commission recommended Deanna Oleske, M.D., to the Governor for reappointment as the District 1 Medical Examiner.

Rebecca MacDougall, M.D., was appointed District 17 Medical Examiner effective July 16, 2021.

Kenneth Hutchins, M.D., was named the Interim District 11 Medical Examiner effective September 1, 2021.

### **DISCIPLINARY ACTIONS**

There was a total of seven formal complaints in 2021. Of the seven cases received, all seven were found to be legally insufficient by staff, without the need for review by a probable cause panel.

### **ANNUAL EDUCATIONAL CONFERENCE**

The 47<sup>th</sup> Annual Educational Conference of the Florida Association of Medical Examiners was held at the Waldorf Astoria Orlando in Orlando, Florida. The conference was a big success having the Medical Examiners Commission meeting to start it off.

### **STATE CHILD ABUSE DEATH REVIEW COMMITTEE**

District 9 and 25 Associate Medical Examiner Shanedelle S. Norford, M.D., was appointed to serve as the Florida Medical Examiners Commission representative on the statewide Child Abuse Death Review Committee.

The 2021 Florida Child Abuse Death Review Committee Annual Report is posted on the Florida Department of Health website and can be viewed at <http://www.flcadr.com/reports>.

### **VIOLENT CRIME AND DRUG CONTROL COUNCIL**

District 12 Medical Examiner Russell S. Vega, M.D., continued to serve on the Violent Crime and Drug Control Council as the statutorily appointed medical examiner (F.S. §943.931(2)(i)).

The 2021 Violent Crime and Drug Control Council Annual Report is posted on the FDLE website at <http://www.fdle.state.fl.us/VCDCC/Publications>.

### **UNIDENTIFIED DECEASED INITIATIVE**

Unidentified deceased success stories can be attributed to many of the tools that are available to medical examiners and law enforcement when investigating unidentified decedents. Some of these tools include the NCIC/FCIC database, which contains missing person records and can include fingerprint and dental records; the Florida Unidentified Decedents Database ([www.fluiddb.com](http://www.fluiddb.com)); the National Missing and Unidentified Persons System “NamUs” ([www.NamUs.gov](http://www.NamUs.gov)); and the Unidentified Deceased Initiative online training video, which was developed by FDLE’s Bureau of Professional Development and the Missing Endangered Persons Information Clearinghouse (MEPIC).

MEPIC is available to assist in the identification of unidentified medical examiner cases. Their staff can provide assistance with DNA status, fingerprint submissions, dental records, FCIC/NCIC queries on active missing persons cases, resource information, forensic artists and the opening of cases. The Department of Homeland Security and Immigration and Customs Enforcement have fingerprint databases from undocumented aliens they have encountered. These databases are not tied into the FBI database. MEPIC can assist the medical examiners in submitting fingerprints through these databases if other avenues fail to produce results.

Seven success stories were reported during 2021 from Districts 11, 17, 19, 20 and 21. The number of solved cases has grown significantly due to the analytical and investigative efforts of

the MEPIC staff. This has been especially helpful in the identification of decedents who were foreign nationals.

### **District 11**

- In April 1989, skeletal remains of a black female were found in a field in Miami-Dade County. Efforts to identify the decedent were attempted, but to no avail. The decedent remained unidentified.

In January 2020, the case was reopened by the Miami-Dade Medical Examiner Department in an attempt to identify the decedent. DNA samples were submitted to the University of North Texas Center for Human Identification. The NamUs database was searched for missing person leads and had a profile for missing person Eva Murphy. Miami-Dade Police Department Detective Suzanne Gowdie was contacted and collected family reference samples for the missing person to compare to the decedent. In July 2021, the decedent was identified as Eva Murphy, and next of kin was notified.

### **District 17**

- On April 17, 2021, an unknown male was found deceased along the exit ramp of Interstate 95 and Atlantic Blvd. in Pompano Beach, Florida. The unknown male was in the beginning stages of decomposition and had no identification on or around his body. Additionally, he had no fingerprints on file in the state, local or federal databases. A search of the missing person reports in the area yielded negative results. The Florida Highway Patrol canvassed the area and learned from local homeless persons that the decedent was new to the area and no one knew his name or any information on where he was from. A local forensic artist did a composite sketch of the decedent and his tattoos for a press release that was sent out to local news and social media outlets. In the following days, several leads were called in; however, none revealed the identity of the decedent.

On May 10, 2021, the Broward County Office of Medical Examiner and Trauma Services received a phone call from a family member out of state looking for their missing loved one who was last known to be in the South Florida area. Upon further questioning, it was determined the missing person resembled the unknown decedent. Through further investigation, on May 11, 2021, the unknown decedent was identified by scientific means as being the missing person from the phone call.

### **District 19**

- On May 13, 1988, the badly decomposed, partially mummified remains of an unidentified body were found lying face down in an orange grove in Fort Pierce. On-scene investigators found two shotgun shells near the body and observed what appeared to be possible wounds from a shotgun blast to the chest area. There also appeared to be trauma to the head. The District 19 Medical Examiner at the time, Dr. Frederick Hobin, performed an autopsy on the same day and determined the death to be a homicide. The remains were then forwarded to the C.A. Pound Lab for examination. There, Dr. Maples determined the victim to be a male with an approximate age of 22 years. Forensic Odontologist Dr. John J. Williams, a consultant with the District 19 Medical Examiner's Office, charted the teeth but was unsuccessful in making any matches against x-rays made available to the office.

In October 2015, Kimberly Carroll with the District 19 Medical Examiner's Office forwarded the NCIC information to the St. Lucie County Sheriff's Office for entry and entered the cases into the NamUs and FLUIDDB databases. She also communicated between the University of

North Texas and the St. Lucie County Sheriff's Office in reference to possibly locating family to match against a DNA profile, but both agencies had no success. The District 19 Medical Examiner at the time, Dr. Roger Mittleman, gave the directive to have the University of North Texas forward a sample for the purposes of creating a DNA profile for the case, and, in November 2016, a STR and mtDNA profile was successfully created and the results were uploaded into NamUs.

In January 2020, Detective Paul Taylor with the St. Lucie County Sheriff's Office came to the District 19 Medical Examiner's Office to review the case as a "cold case". He was able to track down a potential biological brother in Montgomery, Alabama, as well as a maternal half-brother. A sample was taken from both and compared to the DNA on file. On April 21, 2021, Detective Taylor notified Kimberly Carroll that a positive identification had been confirmed with DNA. The decedent has been confirmed as Rocky Lane Taylor. He was 25 years old at the time he went missing in 1988. An arrest was never made in the case, and the sole suspect passed away in 2015.

- On June 1, 2021, the St. Lucie County Sheriff's Office was dispatched to 7410 S US Highway 1 in Port St. Lucie in reference to a deceased individual. Upon arrival, Deputy Sheriff Boyce made contact with a landscaper who was in charge of the property. The landscaper had entered the wooded area behind the building to relieve himself when he smelled a foul odor. As he went deeper into the wooded area to investigate, he discovered what appeared to be human remains on the ground. Deputy Sheriff Boyce and Crime Scene Investigator Limb advised the remains were in an advanced state of decomposition with marked skeletonization. The decedent mandible, skull, and several vertebrae were discovered. There was a noose hanging from a tree above where the decedent's remains were found. There was no evidence on scene to suggest foul play contributed and there were no personal effects recovered from the scene to offer a tentative identification of the remains.

On June 10, 2021, the case was entered into NamUs, and, on June 17, 2021, the remains were sent to the CA Pound Lab for examination. Due to the decomposition of the remains, quality fingerprints were not obtainable. After several efforts and persistence working to rehydrate the fingers, Chief Medical Examiner Patricia Aronica, M.D., was able to obtain fingerprints from the decedent's right hand, and they were uploaded into NamUs.

On August 27, 2021, FBI Latent Print Examiner Bryan Johnson was able to make a positive comparison/identification for Mark Clausi. St. Lucie County Detective Scuoppo was notified of the positive identification, and he was able to contact next of kin in Kingston, New York.

## **District 20**

- On July 23, 2018, hikers discovered a deceased individual inside a tent located in the Big Cypress National Preserve. Collier County Sheriff's Office investigators found that the decedent was without items of identification. At autopsy, the white male decedent was cachectic, free of injuries, devoid of tattoos, beginning to decompose, and had a faint linear vertical abdominal scar. Toxicologic analysis revealed diphenhydramine and ibuprofen. Law enforcement submitted fingerprints for local, state, national and international databases and no matches were found. An identification photograph was distributed throughout social media. Initially numerous individuals stated that the individual in the photographs was known to them as "Mostly Harmless" or "Denim", as in jeans. These were trail names. The internet and social media community began to take great interest in the man who had hiked along the Appalachian Trail and had been found deceased inside of a tent. The Collier County Sheriff's Office submitted DNA to the University of North Texas, and a submission was made to

NamUs. DNA was also submitted to a forensic genealogy lab (Orthram, Inc.). During the time that the DNA profile was being performed, a credible piece of information revealed that this individual was from Louisiana, and a friend provided a possible name. The genealogy lab identified the DNA as possibly Cajun. The sheriff's office was able to find the decedent's mother and father. The mother's DNA matched the decedent, and the individual was identified as Vance John Rodriguez. The Collier County Sheriff's Office officially released the identification on January 12, 2021. The family made funeral arrangements.

- According to the Collier County Sheriff's Office, on February 3, 1981, people found the skeletal remains of a man wrapped in an electric blanket at a remote site in Immokalee. The body did not have identification with it and investigators believed the body had been out in the elements for months. An autopsy determined the man died from blunt force trauma to his head, but investigators at the time were unable to identify him or develop any viable suspects.

In 2020, homicide detectives took another look at the case. They submitted a tooth from the victim to DNA Labs International which, after analysis, obtained a partial DNA profile in February 2020. The Florida Department of Law Enforcement entered the partial profile into CODIS, the FBI's national database for DNA. The team submitted the additional bone to the University of North Texas for similar testing in October while detectives waited for a CODIS match. Detectives received notification from the university that the DNA matched that of a relative on file. The Rutherford County Sheriff's Office in Tennessee had obtained DNA from the decedent's brother, sister and two children in 2015 and entered their profiles into CODIS. DNA confirmed the body belonged to James Leander Sanders of Tennessee.

Sanders was 32 when he was last seen on January 1, 1978, at a bus stop in Tennessee on his way to North Carolina where he planned to work on his aunt's tobacco farm. He decided to hitch a ride instead and never arrived at his aunt's farm.

## **District 21**

- Skeletal remains found in Fort Myers in 2018 have been identified as a missing man from Mississippi. Alton Lee Wilfong, 62 years old, was reported missing by family members on January 11, 2019, out of Gulfport, Mississippi. Wilfong mostly lived his life as a transient and had lost touch with his family in 2017, keeping in contact for the most part only on major holidays. When he didn't make contact even then, the family decided to report him missing. A year before the family reported him missing, police responded to the area behind 9011 Dani Drive where human remains had been discovered under a tree on January 11, 2018. They were skeletal remains, and at that point detectives did not believe the death was suspicious. The remains were transported to the medical examiner's office. The National Missing and Unidentified Persons System became involved, and on January 22, 2021, the medical examiner's office notified the police department that there was a DNA match for Wilfong. Wilfong's next of kin was notified, and the case is officially closed.



## **METHODOLOGY**

Death statistics in Florida reflect the total number of certificates of death recorded by local county registrars of vital statistics. These include both resident and non-resident deaths. Data for 2021 was obtained from the Department of Health, Office of Vital Statistics. Rates related to deaths in this report are medical examiner cases per every 1,000 recorded deaths.

Population estimates for the state of Florida (as of April 1, 2021) were provided by the Florida Legislature's Office of Economic and Demographic Research. Unless otherwise noted, rates related to population in this report are deaths for every 1,000 residents.

Information concerning autopsy numbers and other workload distribution figures are supplied by each of the 25 medical examiner districts on the Annual Report Workload Data Form. These forms are filed annually with the MEC staff within the Florida Department of Law Enforcement by June 30 of each year.

Deaths included in this report are classified as "Natural" or "Violent." It should be noted that, for the purposes of this report, the term "Violent" includes all non-natural deaths.

# Coverage Map

## Florida Medical Examiner Districts

### District 1

Escambia  
Santa Rosa  
Walton

### District 2

Franklin  
Gadsden  
Jefferson  
Leon  
Liberty  
Taylor  
Wakulla

### District 3 \*Covered by

Columbia \*4  
Dixie \*8  
Hamilton \*4  
Lafayette \*2  
Madison \*2  
Suwannee \*2

### District 4

Clay  
Duval  
Nassau

### District 5

Citrus  
Hernando  
Lake  
Marion  
Sumter

### District 6

Pasco  
Pinellas

### District 7

Volusia

### District 8

Alachua  
Baker  
Bradford  
Gilchrist  
Levy  
Union

### District 9

Orange

### District 10

Hardee  
Highlands  
Polk

### District 11

Miami-Dade

### District 12

DeSoto  
Manatee  
Sarasota

### District 13

Hillsborough

### District 14

Bay  
Calhoun  
Gulf  
Holmes  
Jackson  
Washington

### District 15

Palm Beach

### District 16

Monroe

### District 17

Broward

### District 18

Brevard

### District 19

Indian River  
Martin  
Okeechobee  
St. Lucie

### District 20

Collier

### District 21

Glades  
Hendry  
Lee

### District 22

Charlotte

### District 23

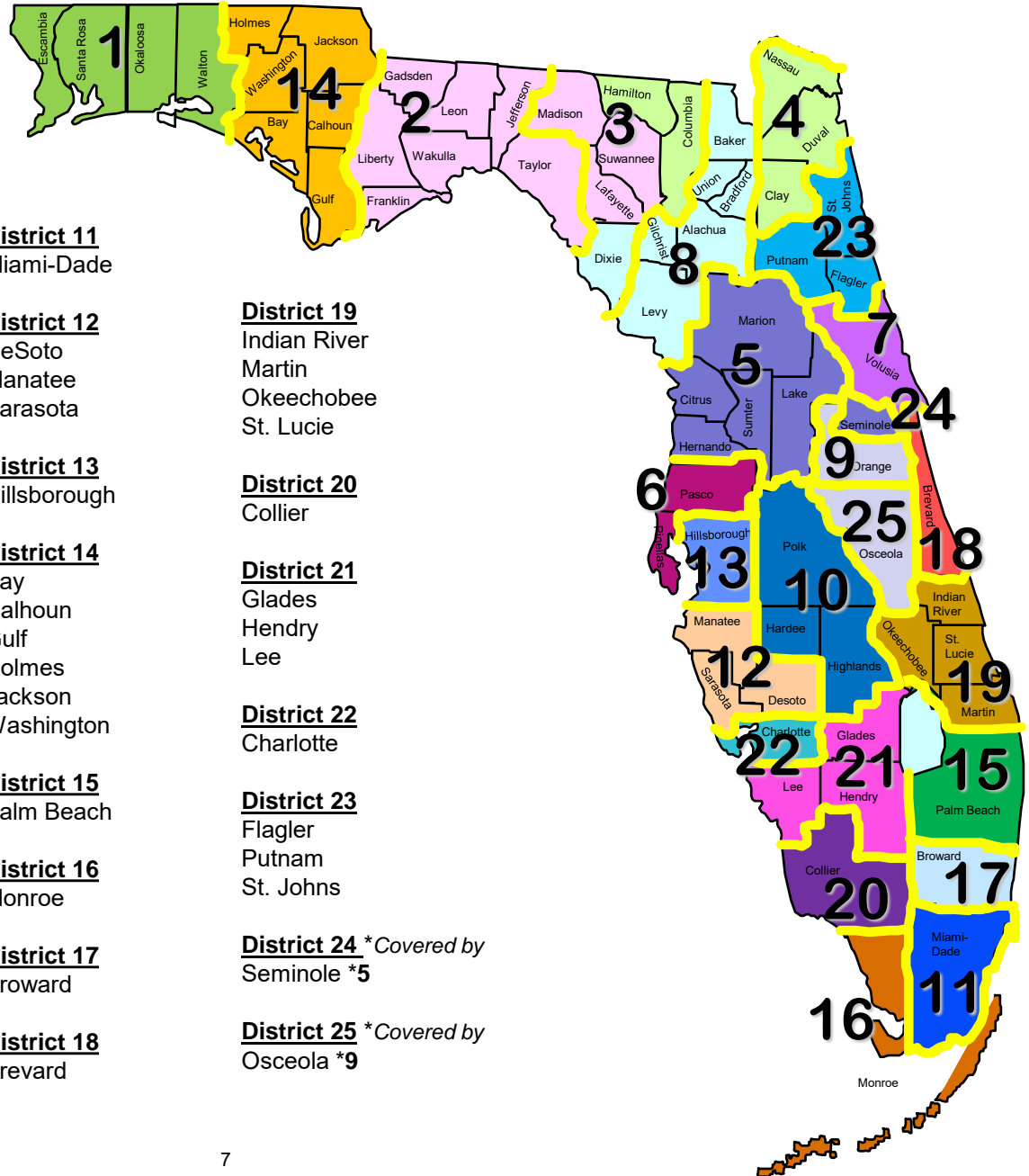
Flagler  
Putnam  
St. Johns

### District 24 \*Covered by

Seminole \*5

### District 25 \*Covered by

Osceola \*9



**TABLE I  
2021 District Demographics and Annual Workload Activity Reports**

District	Population	Total District Deaths	Natural	Accident: Motor Vehicle	Accident: Drug Intoxication	Accident: Fall	Accident: Other	Suicide	Homicide	Undetermined	Pending	Total Violent Deaths	Fetal Deaths	Human Archaeological Remains	Non-Human Remains	Total Cremation Approvals (CA)	Total Cases Referred to ME	Total Cases Accepted (incl CA)	Cases Referred Excluding CA	Cases Accepted Excluding CA	Jurisdiction Declined	Infant Deaths: Not Sleep Environment Related	Infant Deaths: Sleep Environment Related	Total Infant Deaths	Total Law Enforcement Involved	Penal Institution (Jail / Prison)	Judicial Executions
1	807,514	10,553	609	196	437	171	103	154	74	21	4	1,160	0	4	0	6,506	8,343	8,275	1,837	1,769	68	8	15	23	13	48	0
2	429,420	4,796	285	111	84	72	52	81	53	12	1	466	0	2	7	2,577	4,047	3,328	1,470	751	719	1	1	2	4	33	0
3	169,574	2,160	137	46	51	24	31	41	19	9	0	221	0	0	1	1,397	1,911	1,755	514	358	156	1	3	4	0	24	0
4	1,331,261	17,129	591	205	711	259	213	204	150	29	0	1,771	5	1	23	11,618	14,642	13,980	3,024	2,362	662	16	19	35	9	63	0
5	1,268,066	21,795	609	268	551	707	75	240	77	57	0	1,975	4	0	17	17,652	22,410	20,236	4,758	2,584	2,174	13	2	15	4	57	0
6	1,540,381	22,664	804	305	880	613	108	297	79	44	0	2,326	2	2	5	18,660	21,960	21,790	3,300	3,130	170	2	10	12	19	34	0
7	563,358	9,254	322	151	397	231	61	120	36	17	2	1,015	1	1	0	5,721	8,009	7,058	2,288	1,337	951	3	5	8	0	13	0
8	418,756	5,710	239	117	94	140	51	83	39	39	8	571	0	0	0	4,078	4,908	4,888	830	810	20	2	0	2	3	88	0
9	1,457,940	12,809	626	245	534	346	91	153	120	43	0	1,532	2	2	9	9,074	14,053	11,232	4,979	2,158	2,821	8	18	26	3	31	0
10	875,699	11,569	294	221	249	100	61	114	62	5	76	888	3	5	9	8,346	10,903	9,528	2,557	1,182	1,375	6	9	15	5	17	0
11	2,731,939	26,922	1,027	432	411	320	236	242	251	28	83	2,003	2	2	33	13,588	18,157	16,618	4,569	3,030	1,539	12	4	16	20	79	0
12	886,748	12,828	446	163	319	286	100	161	36	9	1	1,075	0	0	23	10,325	12,940	11,846	2,615	1,521	1,094	3	7	10	4	8	0
13	1,490,374	15,340	1,074	332	569	340	93	209	113	34	6	1,696	4	0	2	9,386	14,560	12,156	5,174	2,770	2,404	29	15	44	3	0	0
14	298,647	4,334	249	89	113	60	47	60	25	8	3	405	2	0	0	2,653	4,798	3,307	2,145	654	1,491	0	8	8	0	44	0
15	1,502,495	18,397	614	235	610	529	108	243	113	43	0	1,881	0	0	7	9,851	14,216	12,346	4,365	2,495	1,870	6	12	18	6	8	0
16	83,411	593	60	11	32	4	25	21	0	1	1	95	0	0	1	522	689	677	167	155	12	0	0	0	0	2	0
17	1,955,375	18,794	849	326	825	383	102	239	157	68	6	2,106	7	0	16	9,739	14,770	12,694	5,031	2,955	2,076	3	8	11	8	7	0
18	616,742	9,186	224	115	305	85	52	145	35	21	190	948	1	0	4	6,196	8,101	7,368	1,905	1,172	733	6	2	8	11	2	0
19	699,963	9,863	337	130	201	250	55	153	38	18	0	845	1	0	17	7,617	9,884	8,799	2,267	1,182	1,085	0	0	0	5	18	0
20	382,680	4,512	212	33	124	251	38	56	6	2	5	515	0	0	2	3,885	5,342	4,612	1,457	727	730	3	0	3	0	0	0
21	835,249	9,729	543	130	343	201	187	148	36	7	0	1,052	0	0	22	8,017	11,446	9,612	3,429	1,595	1,834	8	9	17	2	9	0
22	190,570	3,295	73	23	50	21	12	42	3	0	0	151	0	0	1	2,774	3,408	2,998	634	224	410	0	0	0	0	3	0
23	478,868	4,935	134	68	90	22	25	74	14	5	0	298	0	1	2	3,917	4,510	4,349	593	432	161	4	3	7	0	0	0
24	477,455	4,070	129	54	128	140	24	83	16	12	0	457	0	0	0	3,026	4,145	3,612	1,119	586	533	3	2	5	1	3	0
25	406,460	3,597	202	83	149	64	21	34	17	14	0	382	2	0	0	2,490	3,868	3,074	1,378	584	794	4	1	5	0	0	0
<b>State</b>	<b>21,898,945</b>	<b>264,834</b>	<b>10,689</b>	<b>4,089</b>	<b>8,257</b>	<b>5,619</b>	<b>1,971</b>	<b>3,397</b>	<b>1,569</b>	<b>546</b>	<b>386</b>	<b>25,834</b>	<b>36</b>	<b>20</b>	<b>201</b>	<b>179,615</b>	<b>242,020</b>	<b>216,138</b>	<b>62,405</b>	<b>36,523</b>	<b>25,882</b>	<b>141</b>	<b>153</b>	<b>294</b>	<b>120</b>	<b>591</b>	<b>0</b>

TABLE Ia 2021 Annual Workload Activity Reports For Infant Deaths										
District	Not Sleep Environment Related					Sleep Environment Related				
	Specified Natural Disease	Homicide	Accident	Undetermined	Total	Accidental asphyxia, sleep surface sharing	Accidental asphyxia, not sleep surface sharing	SIDS	Undetermined	Total
1	3	0	3	2	8	6	6	0	3	15
2	0	0	1	0	1	0	0	1	0	1
3	0	0	0	1	1	3	0	0	0	3
4	2	3	5	6	16	6	4	4	5	19
5	2	3	2	6	13	1	1	0	0	2
6	0	0	2	0	2	5	3	0	2	10
7	1	1	0	1	3	0	0	0	5	5
8	0	0	0	2	2	0	0	0	0	0
9	4	0	1	3	8	0	0	0	18	18
10	1	2	3	0	6	6	3	0	0	9
11	3	1	4	4	12	1	3	0	0	4
12	2	0	1	0	3	4	1	1	1	7
13	9	3	11	6	29	11	0	1	3	15
14	0	0	0	0	0	7	1	0	0	8
15	2	1	3	0	6	5	3	0	4	12
16	0	0	0	0	0	0	0	0	0	0
17	3	0	0	0	3	3	1	0	4	8
18	1	1	3	1	6	2	0	0	0	2
19	0	0	0	0	0	0	0	0	0	0
20	2	0	1	0	3	0	0	0	0	0
21	2	0	4	2	8	9	0	0	0	9
22	0	0	0	0	0	0	0	0	0	0
23	1	0	2	1	4	0	0	3	0	3
24	0	0	0	3	3	1	1	0	0	2
25	1	0	2	1	4	0	0	0	1	1
<b>State</b>	<b>39</b>	<b>15</b>	<b>48</b>	<b>39</b>	<b>141</b>	<b>70</b>	<b>27</b>	<b>10</b>	<b>46</b>	<b>153</b>

TABLE Ib 2021 Annual Workload Activity Reports For Law Enforcement Involved Deaths						
District	Law Enforcement Involved (Homicides, not including Judicial Execution)	Law Enforcement Involved (Accidents)	Law Enforcement Involved (Undetermined)	Law Enforcement Involved (Suicides)	Law Enforcement Involved (Natural)	Total
1	6	1	0	5	1	13
2	1	2	0	1	0	4
3	0	0	0	0	0	0
4	6	1	0	1	1	9
5	0	1	0	1	2	4
6	5	7	0	6	1	19
7	0	0	0	0	0	0
8	0	0	0	3	0	3
9	2	0	0	1	0	3
10	4	1	0	0	0	5
11	12	7	0	1	0	20
12	0	3	0	1	0	4
13	3	0	0	0	0	3
14	0	0	0	0	0	0
15	3	1	0	2	0	6
16	0	0	0	0	0	0
17	5	1	0	2	0	8
18	4	0	0	2	5	11
19	3	0	0	0	2	5
20	0	0	0	0	0	0
21	0	0	0	2	0	2
22	0	0	0	0	0	0
23	0	0	0	0	0	0
24	0	1	0	0	0	1
25	0	0	0	0	0	0
<b>State</b>	<b>54</b>	<b>26</b>	<b>0</b>	<b>28</b>	<b>12</b>	<b>120</b>

**TABLE Ia1  
2021 Workload by Depth of Examination (Infant Deaths)**

District	Not Sleep Environment Related																			
	Specified Natural Disease				Homicide				Accident				Undetermined				Totals for Year			
	Autopsied	Body Inspected	Case Investigated Only	Total	Autopsied	Body Inspected	Case Investigated Only	Total	Autopsied	Body Inspected	Case Investigated Only	Total	Autopsied	Body Inspected	Case Investigated Only	Total	Autopsied	Body Inspected	Case Investigated Only	Total
1	3	0	0	3	0	0	0	0	3	0	0	3	2	0	0	2	8	0	0	8
2	0	0	0	0	0	0	0	0	1	0	0	1	0	0	0	0	1	0	0	1
3	0	0	0	0	0	0	0	0	0	0	0	0	1	0	0	1	1	0	0	1
4	2	0	0	2	3	0	0	3	4	0	1	5	6	0	0	6	15	0	1	16
5	0	0	2	2	3	0	0	3	2	0	0	2	6	0	0	6	11	0	2	13
6	0	0	0	0	0	0	0	0	2	0	0	2	0	0	0	0	2	0	0	2
7	1	0	0	1	1	0	0	1	0	0	0	0	1	0	0	1	3	0	0	3
8	0	0	0	0	0	0	0	0	0	0	0	0	2	0	0	2	2	0	0	2
9	4	0	0	4	0	0	0	0	0	1	0	1	3	0	0	3	7	1	0	8
10	1	0	0	1	2	0	0	2	3	0	0	3	0	0	0	0	6	0	0	6
11	2	1	0	3	1	0	0	1	1	3	0	4	3	1	0	4	7	5	0	12
12	2	0	0	2	0	0	0	0	1	0	0	1	0	0	0	0	3	0	0	3
13	7	2	0	9	3	0	0	3	9	2	0	11	6	0	0	6	25	4	0	29
14	0	0	0	0	0	0	0	0	0	0	0	0	0	0	0	0	0	0	0	0
15	2	0	0	2	1	0	0	1	2	1	0	3	0	0	0	0	5	1	0	6
16	0	0	0	0	0	0	0	0	0	0	0	0	0	0	0	0	0	0	0	0
17	3	0	0	3	0	0	0	0	0	0	0	0	0	0	0	0	3	0	0	3
18	1	0	0	1	1	0	0	1	3	0	0	3	1	0	0	1	6	0	0	6
19	0	0	0	0	0	0	0	0	0	0	0	0	0	0	0	0	0	0	0	0
20	2	0	0	2	0	0	0	0	1	0	0	1	0	0	0	0	3	0	0	3
21	2	0	0	2	0	0	0	0	4	0	0	4	2	0	0	2	8	0	0	8
22	0	0	0	0	0	0	0	0	0	0	0	0	0	0	0	0	0	0	0	0
23	1	0	0	1	0	0	0	0	2	0	0	2	1	0	0	1	4	0	0	4
24	0	0	0	0	0	0	0	0	0	0	0	0	3	0	0	3	3	0	0	3
25	1	0	0	1	0	0	0	0	2	0	0	2	1	0	0	1	4	0	0	4
<b>State</b>	<b>34</b>	<b>3</b>	<b>2</b>	<b>39</b>	<b>15</b>	<b>0</b>	<b>0</b>	<b>15</b>	<b>40</b>	<b>7</b>	<b>1</b>	<b>48</b>	<b>38</b>	<b>1</b>	<b>0</b>	<b>39</b>	<b>127</b>	<b>11</b>	<b>3</b>	<b>141</b>

Note: *Case Investigated Only* means the body was not viewed by a medical examiner (ME), although the case was investigated and certified by an ME.

**TABLE Ia1 Cont.  
2021 Workload by Depth of Examination (Infant Deaths)**

District	Sleep Environment Related																			
	Accidental asphyxia, sleep surface sharing				Accidental asphyxia, not sleep surface sharing				SIDS				Undetermined				Totals for Year			
	Autopsied	Body Inspected	Case Investigated Only	Total	Autopsied	Body Inspected	Case Investigated Only	Total	Autopsied	Body Inspected	Case Investigated Only	Total	Autopsied	Body Inspected	Case Investigated Only	Total	Autopsied	Body Inspected	Case Investigated Only	Total
1	6	0	0	6	5	0	1	6	0	0	0	0	3	0	0	3	14	0	1	15
2	0	0	0	0	0	0	0	0	1	0	0	1	0	0	0	0	1	0	0	1
3	3	0	0	3	0	0	0	0	0	0	0	0	0	0	0	0	3	0	0	3
4	6	0	0	6	4	0	0	4	4	0	0	4	5	0	0	5	19	0	0	19
5	1	0	0	1	1	0	0	1	0	0	0	0	0	0	0	0	2	0	0	2
6	5	0	0	5	3	0	0	3	0	0	0	0	2	0	0	2	10	0	0	10
7	0	0	0	0	0	0	0	0	0	0	0	0	5	0	0	5	5	0	0	5
8	0	0	0	0	0	0	0	0	0	0	0	0	0	0	0	0	0	0	0	0
9	0	0	0	0	0	0	0	0	0	0	0	0	18	0	0	18	18	0	0	18
10	6	0	0	6	3	0	0	3	0	0	0	0	0	0	0	0	9	0	0	9
11	1	0	0	1	3	0	0	3	0	0	0	0	0	0	0	0	4	0	0	4
12	4	0	0	4	1	0	0	1	1	0	0	1	1	0	0	1	7	0	0	7
13	11	0	0	11	0	0	0	0	1	0	0	1	3	0	0	3	15	0	0	15
14	7	0	0	7	1	0	0	1	0	0	0	0	0	0	0	0	8	0	0	8
15	5	0	0	5	3	0	0	3	0	0	0	0	4	0	0	4	12	0	0	12
16	0	0	0	0	0	0	0	0	0	0	0	0	0	0	0	0	0	0	0	0
17	3	0	0	3	1	0	0	1	0	0	0	0	4	0	0	4	8	0	0	8
18	2	0	0	2	0	0	0	0	0	0	0	0	0	0	0	0	2	0	0	2
19	0	0	0	0	0	0	0	0	0	0	0	0	0	0	0	0	0	0	0	0
20	0	0	0	0	0	0	0	0	0	0	0	0	0	0	0	0	0	0	0	0
21	9	0	0	9	0	0	0	0	0	0	0	0	0	0	0	0	9	0	0	9
22	0	0	0	0	0	0	0	0	0	0	0	0	0	0	0	0	0	0	0	0
23	0	0	0	0	0	0	0	0	3	0	0	3	0	0	0	0	3	0	0	3
24	1	0	0	1	1	0	0	1	0	0	0	0	0	0	0	0	2	0	0	2
25	0	0	0	0	0	0	0	0	0	0	0	0	1	0	0	1	1	0	0	1
State	70	0	0	70	26	0	1	27	10	0	0	10	46	0	0	46	152	0	1	153

**TABLE Ib1**  
**2021 Workload by Depth of Examination (Law Enforcement Involved Deaths)**

District	Homicides				Accidents				Undetermined				Suicides				Natural				Totals for Year			
	Autopsied	Body Inspected	Case Investigated Only	Total	Autopsied	Body Inspected	Case Investigated Only	Total	Autopsied	Body Inspected	Case Investigated Only	Total	Autopsied	Body Inspected	Case Investigated Only	Total	Autopsied	Body Inspected	Case Investigated Only	Total	Autopsied	Body Inspected	Case Investigated Only	Total
1	6	0	0	6	0	0	1	1	0	0	0	0	5	0	0	5	1	0	0	1	12	0	1	13
2	1	0	0	1	1	1	0	2	0	0	0	0	1	0	0	1	0	0	0	0	3	1	0	4
3	0	0	0	0	0	0	0	0	0	0	0	0	0	0	0	0	0	0	0	0	0	0	0	0
4	6	0	0	6	0	0	1	1	0	0	0	0	1	0	0	1	1	0	0	1	8	0	1	9
5	0	0	0	0	1	0	0	1	0	0	0	0	1	0	0	1	2	0	0	2	4	0	0	4
6	5	0	0	5	7	0	0	7	0	0	0	0	6	0	0	6	0	1	0	1	18	1	0	19
7	0	0	0	0	0	0	0	0	0	0	0	0	0	0	0	0	0	0	0	0	0	0	0	0
8	0	0	0	0	0	0	0	0	0	0	0	0	3	0	0	3	0	0	0	0	3	0	0	3
9	2	0	0	2	0	0	0	0	0	0	0	0	1	0	0	1	0	0	0	0	3	0	0	3
10	4	0	0	4	1	0	0	1	0	0	0	0	0	0	0	0	0	0	0	0	5	0	0	5
11	12	0	0	12	7	0	0	7	0	0	0	0	1	0	0	1	0	0	0	0	20	0	0	20
12	0	0	0	0	2	0	1	3	0	0	0	0	1	0	0	1	0	0	0	0	3	0	1	4
13	3	0	0	3	0	0	0	0	0	0	0	0	0	0	0	0	0	0	0	0	3	0	0	3
14	0	0	0	0	0	0	0	0	0	0	0	0	0	0	0	0	0	0	0	0	0	0	0	0
15	3	0	0	3	1	0	0	1	0	0	0	0	2	0	0	2	0	0	0	0	6	0	0	6
16	0	0	0	0	0	0	0	0	0	0	0	0	0	0	0	0	0	0	0	0	0	0	0	0
17	5	0	0	5	1	0	0	1	0	0	0	0	2	0	0	2	0	0	0	0	8	0	0	8
18	4	0	0	4	0	0	0	0	0	0	0	0	2	0	0	2	5	0	0	5	11	0	0	11
19	2	0	1	3	0	0	0	0	0	0	0	0	0	0	0	0	2	0	2	2	2	2	1	5
20	0	0	0	0	0	0	0	0	0	0	0	0	0	0	0	0	0	0	0	0	0	0	0	0
21	0	0	0	0	0	0	0	0	0	0	0	0	2	0	0	2	0	0	0	0	2	0	0	2
22	0	0	0	0	0	0	0	0	0	0	0	0	0	0	0	0	0	0	0	0	0	0	0	0
23	0	0	0	0	0	0	0	0	0	0	0	0	0	0	0	0	0	0	0	0	0	0	0	0
24	0	0	0	0	1	0	0	1	0	0	0	0	0	0	0	0	0	0	0	0	1	0	0	1
25	0	0	0	0	0	0	0	0	0	0	0	0	0	0	0	0	0	0	0	0	0	0	0	0
<b>State</b>	<b>53</b>	<b>0</b>	<b>1</b>	<b>54</b>	<b>22</b>	<b>1</b>	<b>3</b>	<b>26</b>	<b>0</b>	<b>0</b>	<b>0</b>	<b>0</b>	<b>28</b>	<b>0</b>	<b>0</b>	<b>28</b>	<b>9</b>	<b>3</b>	<b>0</b>	<b>12</b>	<b>112</b>	<b>4</b>	<b>4</b>	<b>120</b>

Note: *Case Investigated Only* means the body was not viewed by a medical examiner (ME), although the case was investigated and certified by an ME.

**TABLE Ic**  
**2021 Workload by Depth of Examination**

District	Natural				Acc: Motor Vehicle				Acc: Drug Intoxication				Acc: Fall				Acc: Other			
	Autopsied	Body Inspected	Case Investigated Only	Total	Autopsied	Body Inspected	Case Investigated Only	Total	Autopsied	Body Inspected	Case Investigated Only	Total	Autopsied	Body Inspected	Case Investigated Only	Total	Autopsied	Body Inspected	Case Investigated Only	Total
1	257	152	200	609	85	76	35	196	363	49	25	437	18	4	149	171	65	28	10	103
2	95	81	109	285	79	13	19	111	61	20	3	84	10	0	62	72	29	4	19	52
3	71	36	30	137	46	0	0	46	50	1	0	51	4	0	20	24	29	2	0	31
4	401	139	51	591	148	14	43	205	650	22	39	711	13	8	238	259	160	10	43	213
5	315	30	264	609	202	10	56	268	506	17	28	551	28	4	675	707	53	0	22	75
6	360	363	81	804	210	69	26	305	823	57	0	880	30	11	572	613	75	15	18	108
7	130	164	28	322	81	66	4	151	352	26	19	397	9	5	217	231	40	7	14	61
8	173	64	2	239	104	13	0	117	87	6	1	94	16	114	10	140	37	13	1	51
9	368	245	13	626	174	63	8	245	473	50	11	534	20	220	106	346	62	22	7	91
10	188	65	41	294	177	12	32	221	224	12	13	249	3	3	94	100	56	1	4	61
11	489	475	63	1,027	328	104	0	432	376	35	0	411	38	121	161	320	92	144	0	236
12	160	191	95	446	109	30	24	163	317	2	0	319	10	13	263	286	47	16	37	100
13	293	726	55	1,074	274	54	4	332	446	108	15	569	33	48	259	340	61	25	7	93
14	104	111	34	249	39	46	4	89	107	4	2	113	8	4	48	60	32	15	0	47
15	348	213	53	614	112	122	1	235	577	31	2	610	33	12	484	529	84	18	6	108
16	38	22	0	60	11	0	0	11	32	0	0	32	1	0	3	4	24	1	0	25
17	398	449	2	849	123	201	2	326	732	93	0	825	31	125	227	383	71	31	0	102
18	124	100	0	224	78	37	0	115	165	140	0	305	10	75	0	85	38	14	0	52
19	205	127	5	337	102	23	5	130	184	11	6	201	19	6	225	250	47	4	4	55
20	115	88	9	212	28	4	1	33	123	1	0	124	17	19	215	251	33	5	0	38
21	190	332	21	543	114	14	2	130	331	12	0	343	12	53	136	201	107	16	64	187
22	18	53	2	73	22	1	0	23	48	2	0	50	0	12	9	21	9	3	0	12
23	25	93	16	134	54	12	2	68	64	24	2	90	0	12	10	22	16	8	1	25
24	85	4	40	129	43	2	9	54	116	1	11	128	11	1	128	140	17	2	5	24
25	112	81	9	202	57	24	2	83	133	15	1	149	8	30	26	64	20	1	0	21
<b>State</b>	<b>5,062</b>	<b>4,404</b>	<b>1,223</b>	<b>10,689</b>	<b>2,800</b>	<b>1,010</b>	<b>279</b>	<b>4,089</b>	<b>7,340</b>	<b>739</b>	<b>178</b>	<b>8,257</b>	<b>382</b>	<b>900</b>	<b>4,337</b>	<b>5,619</b>	<b>1,304</b>	<b>405</b>	<b>262</b>	<b>1,971</b>

Note: Case Investigated Only means the body was not viewed by a medical examiner (ME), although the case was investigated and certified by an ME.



**TABLE Ic Cont.**  
**2021 Workload by Depth of Examination**

District	Suicide				Homicide				Undetermined				Pending				Totals for Year			
	Autopsied	Body Inspected	Case Investigated Only	Total	Autopsied	Body Inspected	Case Investigated Only	Total	Autopsied	Body Inspected	Case Investigated Only	Total	Autopsied	Body Inspected	Case Investigated Only	Total	Autopsied	Body Inspected	Case Investigated Only	Total
1	136	17	1	154	73	1	0	74	20	1	0	21	4	0	0	4	1,021	328	420	1,769
2	79	2	0	81	53	0	0	53	6	6	0	12	1	0	0	1	413	126	212	751
3	40	0	1	41	19	0	0	19	9	0	0	9	0	0	0	0	268	39	51	358
4	196	4	4	204	147	0	3	150	28	1	0	29	0	0	0	0	1,743	198	421	2,362
5	221	14	5	240	74	1	2	77	52	0	5	57	0	0	0	0	1,451	76	1,057	2,584
6	285	12	0	297	79	0	0	79	42	2	0	44	0	0	0	0	1,904	529	697	3,130
7	82	38	0	120	36	0	0	36	17	0	0	17	2	0	0	2	749	306	282	1,337
8	78	5	0	83	37	2	0	39	33	6	0	39	7	1	0	8	572	224	14	810
9	147	6	0	153	120	0	0	120	40	2	1	43	0	0	0	0	1,404	608	146	2,158
10	110	1	3	114	62	0	0	62	4	1	0	5	73	2	1	76	897	97	188	1,182
11	223	17	2	242	251	0	0	251	27	1	0	28	81	2	0	83	1,905	899	226	3,030
12	154	2	5	161	36	0	0	36	8	1	0	9	1	0	0	1	842	255	424	1,521
13	198	11	0	209	111	2	0	113	33	0	1	34	6	0	0	6	1,455	974	341	2,770
14	59	1	0	60	25	0	0	25	5	2	1	8	3	0	0	3	382	183	89	654
15	117	125	1	243	113	0	0	113	38	4	1	43	0	0	0	0	1,422	525	548	2,495
16	21	0	0	21	0	0	0	0	1	0	0	1	1	0	0	1	129	23	3	155
17	68	170	1	239	157	0	0	157	55	13	0	68	6	0	0	6	1,641	1,082	232	2,955
18	75	70	0	145	35	0	0	35	18	3	0	21	122	68	0	190	665	507	0	1,172
19	148	5	0	153	36	0	2	38	18	0	0	18	0	0	0	0	759	176	247	1,182
20	56	0	0	56	6	0	0	6	2	0	0	2	5	0	0	5	385	117	225	727
21	147	1	0	148	36	0	0	36	5	2	0	7	0	0	0	0	942	430	223	1,595
22	41	1	0	42	3	0	0	3	0	0	0	0	0	0	0	0	141	72	11	224
23	67	7	0	74	14	0	0	14	5	0	0	5	0	0	0	0	245	156	31	432
24	72	9	2	83	16	0	0	16	10	1	1	12	0	0	0	0	370	20	196	586
25	33	1	0	34	17	0	0	17	10	3	1	14	0	0	0	0	390	155	39	584
<b>State</b>	<b>2,853</b>	<b>519</b>	<b>25</b>	<b>3,397</b>	<b>1,556</b>	<b>6</b>	<b>7</b>	<b>1,569</b>	<b>486</b>	<b>49</b>	<b>11</b>	<b>546</b>	<b>312</b>	<b>73</b>	<b>1</b>	<b>386</b>	<b>22,095</b>	<b>8,105</b>	<b>6,323</b>	<b>36,523</b>

<b>TABLE II</b> <b>2021 Cases Accepted by Medical Examiners</b> <b>Related to District Population</b>					
Rank	District	Autopsies and Other Investigations	Rank	District	Cremation Approvals
1	7	2.373	1	22	14.556
2	1	2.191	2	5	13.920
3	14	2.190	3	6	12.114
4	3	2.111	4	12	11.644
5	5	2.038	5	19	10.882
6	6	2.032	6	7	10.155
7	8	1.934	7	20	10.152
8	21	1.910	8	18	10.046
9	18	1.900	9	8	9.738
10	20	1.900	10	21	9.598
11	13	1.859	11	10	9.531
12	16	1.858	12	14	8.883
13	4	1.774	13	4	8.727
14	2	1.749	14	3	8.238
15	12	1.715	15	23	8.180
16	19	1.689	16	1	8.057
17	15	1.661	17	15	6.556
18	17	1.511	18	24	6.338
19	9	1.480	19	13	6.298
20	25	1.437	20	16	6.258
21	10	1.350	21	9	6.224
22	24	1.227	22	25	6.126
23	22	1.175	23	2	6.001
24	11	1.109	24	17	4.981
25	23	0.902	25	11	4.974

<b>TABLE III</b> <b>2021 Autopsies Related to</b> <b>Total Deaths, Population, and Violent Deaths</b>								
Rank	District	Autopsies/ Total Deaths	Rank	District	Autopsies/ Population	Rank	District	Autopsies/ Violent Deaths
1	16	0.218	1	3	1.580	1	16	1.358
2	3	0.124	2	16	1.547	2	3	1.213
3	9	0.110	3	8	1.366	3	25	1.021
4	25	0.108	4	7	1.330	4	10	1.010
5	4	0.102	5	4	1.309	5	8	1.002
6	8	0.100	6	14	1.279	6	4	0.984
7	1	0.097	7	1	1.264	7	11	0.951
8	21	0.097	8	6	1.236	8	14	0.943
9	13	0.095	9	5	1.144	9	22	0.934
10	24	0.091	10	21	1.128	10	9	0.916
11	14	0.088	11	19	1.084	11	19	0.898
12	17	0.087	12	18	1.078	12	21	0.895
13	2	0.086	13	10	1.024	13	2	0.886
14	20	0.085	14	20	1.006	14	1	0.880
15	6	0.084	15	13	0.976	15	13	0.858
16	7	0.081	16	9	0.963	16	23	0.822
17	10	0.078	17	2	0.962	17	6	0.819
18	15	0.077	18	25	0.960	18	24	0.810
19	19	0.077	19	12	0.950	19	12	0.783
20	18	0.072	20	15	0.946	20	17	0.779
21	11	0.071	21	17	0.839	21	15	0.756
22	5	0.067	22	24	0.775	22	20	0.748
23	12	0.066	23	22	0.740	23	7	0.738
24	23	0.050	24	11	0.697	24	5	0.735
25	22	0.043	25	23	0.512	25	18	0.701

**TABLE IV**  
**2021 Percent of Medical Examiner Cases Autopsied**

District	Natural	Accident: Motor Vehicle	Accident: Drug Intoxication	Accident: Fall	Accident: Other	Suicide	Homicide	Undetermined
1	42.2%	43.4%	83.1%	10.5%	63.1%	88.3%	98.6%	95.2%
2	33.3%	71.2%	72.6%	13.9%	55.8%	97.5%	100.0%	50.0%
3	51.8%	100.0%	98.0%	16.7%	93.5%	97.6%	100.0%	100.0%
4	67.9%	72.2%	91.4%	5.0%	75.1%	96.1%	98.0%	96.6%
5	51.7%	75.4%	91.8%	4.0%	70.7%	92.1%	96.1%	91.2%
6	44.8%	68.9%	93.5%	4.9%	69.4%	96.0%	100.0%	95.5%
7	40.4%	53.6%	88.7%	3.9%	65.6%	68.3%	100.0%	100.0%
8	72.4%	88.9%	92.6%	11.4%	72.5%	94.0%	94.9%	84.6%
9	58.8%	71.0%	88.6%	5.8%	68.1%	96.1%	100.0%	93.0%
10	63.9%	80.1%	90.0%	3.0%	91.8%	96.5%	100.0%	80.0%
11	47.6%	75.9%	91.5%	11.9%	39.0%	92.1%	100.0%	96.4%
12	35.9%	66.9%	99.4%	3.5%	47.0%	95.7%	100.0%	88.9%
13	27.3%	82.5%	78.4%	9.7%	65.6%	94.7%	98.2%	97.1%
14	41.8%	43.8%	94.7%	13.3%	68.1%	98.3%	100.0%	62.5%
15	56.7%	47.7%	94.6%	6.2%	77.8%	48.1%	100.0%	88.4%
16	63.3%	100.0%	100.0%	25.0%	96.0%	100.0%	0.0%	100.0%
17	46.9%	37.7%	88.7%	8.1%	69.6%	28.5%	100.0%	80.9%
18	55.4%	67.8%	54.1%	11.8%	73.1%	51.7%	100.0%	85.7%
19	60.8%	78.5%	91.5%	7.6%	85.5%	96.7%	94.7%	100.0%
20	54.2%	84.8%	99.2%	6.8%	86.8%	100.0%	100.0%	100.0%
21	35.0%	87.7%	96.5%	6.0%	57.2%	99.3%	100.0%	71.4%
22	24.7%	95.7%	96.0%	0.0%	75.0%	97.6%	100.0%	0.0%
23	18.7%	79.4%	71.1%	0.0%	64.0%	90.5%	100.0%	100.0%
24	65.9%	79.6%	90.6%	7.9%	70.8%	86.7%	100.0%	83.3%
25	55.4%	68.7%	89.3%	12.5%	95.2%	97.1%	100.0%	71.4%
<b>State</b>	<b>47.4%</b>	<b>68.5%</b>	<b>88.9%</b>	<b>6.8%</b>	<b>66.2%</b>	<b>84.0%</b>	<b>99.2%</b>	<b>89.0%</b>

**TABLE V**  
**2021 Ranking of Violent Death Rates**  
**(Per 1000 Population)**

Ranking	Dist	Mot Veh Acc/ Population	Dist	Drug Intox Acc/ Population	Dist	Fall Acc/ Population	Dist	Other Acc/ Population	Dist	Homicides/ Population	Dist	Suicides/ Population	Dist	Total Violent/ Population
1	14	0.298	7	0.705	20	0.656	16	0.300	2	0.123	16	0.252	7	1.802
2	8	0.279	6	0.571	5	0.558	21	0.224	4	0.113	3	0.242	5	1.557
3	3	0.271	1	0.541	7	0.410	3	0.183	3	0.112	18	0.235	18	1.537
4	7	0.268	4	0.534	6	0.398	4	0.160	8	0.093	22	0.220	6	1.510
5	2	0.258	18	0.495	19	0.357	14	0.157	11	0.092	19	0.219	1	1.437
6	10	0.252	5	0.435	15	0.352	1	0.128	1	0.092	7	0.213	8	1.364
7	1	0.243	17	0.422	8	0.334	8	0.122	14	0.084	14	0.201	14	1.356
8	13	0.223	21	0.411	12	0.323	2	0.121	9	0.082	8	0.198	20	1.346
9	5	0.211	15	0.406	24	0.293	12	0.113	17	0.080	6	0.193	4	1.330
10	25	0.204	16	0.384	21	0.241	7	0.108	13	0.076	1	0.191	3	1.303
11	6	0.198	13	0.382	9	0.237	20	0.099	15	0.075	5	0.189	21	1.260
12	18	0.186	14	0.378	13	0.228	11	0.086	10	0.071	2	0.189	15	1.252
13	19	0.186	25	0.367	1	0.212	18	0.084	7	0.064	12	0.182	12	1.212
14	12	0.184	9	0.366	14	0.201	19	0.079	5	0.061	21	0.177	19	1.207
15	9	0.168	12	0.360	17	0.196	15	0.072	18	0.057	24	0.174	16	1.139
16	17	0.167	20	0.324	4	0.195	6	0.070	19	0.054	15	0.162	13	1.138
17	11	0.158	3	0.301	2	0.168	10	0.070	6	0.051	23	0.155	2	1.085
18	15	0.156	19	0.287	25	0.157	22	0.063	21	0.043	4	0.153	17	1.077
19	21	0.156	10	0.284	3	0.142	9	0.062	25	0.042	20	0.146	9	1.051
20	4	0.154	24	0.268	18	0.138	13	0.062	12	0.041	13	0.140	10	1.014
21	23	0.142	22	0.262	11	0.117	5	0.059	24	0.034	10	0.130	24	0.957
22	16	0.132	8	0.224	10	0.114	23	0.052	23	0.029	17	0.122	25	0.940
23	22	0.121	2	0.196	22	0.110	17	0.052	22	0.016	9	0.105	22	0.792
24	24	0.113	23	0.188	16	0.048	25	0.052	20	0.016	11	0.089	11	0.733
25	20	0.086	11	0.150	23	0.046	24	0.050	16	0.000	25	0.084	23	0.622

<b>TABLE VI</b> <b>2021 Ranking of Districts</b> <b>by Number of Violent Deaths</b>			
<b>Rank</b>	<b>Violent Deaths</b>	<b>District</b>	<b>Geographical Area of Florida with Population Ranking (#)</b>
1	2,326	6	St. Petersburg (#3)
2	2,106	17	Ft. Lauderdale (#2)
3	2,003	11	Miami (#1)
4	1,975	5	Leesburg (#8)
5	1,881	15	Palm Beach (#4)
6	1,771	4	Jacksonville (#7)
7	1,696	13	Tampa (#5)
8	1,532	13	Orlando (#6)
9	1,160	1	Pensacola (#12)
10	1,075	12	Sarasota (#9)
11	1,052	21	Ft. Myers (#11)
12	1,015	7	Daytona Beach (#15)
13	948	18	Melbourne (#14)
14	888	10	Lakeland (#10)
15	845	19	Ft. Pierce (#13)
16	571	8	Gainesville (#19)
17	515	20	Naples (#20)
18	466	2	Tallahassee (#17)
19	457	24	Sanford (#16)
20	405	14	Panama City (#22)
21	382	25	Kissimmee (#21)
22	298	23	St. Augustine (#18)
23	221	3	Live Oak (#23)
24	151	22	Port Charlotte (#24)
25	95	16	Florida Keys (#25)
<b>State</b>	<b>25,834</b>		

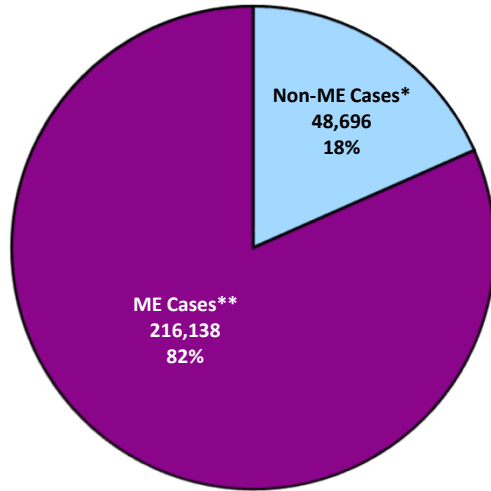
<b>TABLE VII</b> <b>2021 District Death Rates</b> <b>as Related to Autopsy Rates</b>		
<b>Dist</b>	<b>Deaths/Population</b>	<b>Autopsies/Population</b>
1	1.31%	0.126%
2	1.12%	0.096%
3	1.27%	0.158%
4	1.29%	0.131%
5	1.72%	0.114%
6	1.47%	0.124%
7	1.64%	0.133%
8	1.36%	0.137%
9	0.88%	0.096%
10	1.32%	0.102%
11	0.99%	0.070%
12	1.45%	0.095%
13	1.03%	0.098%
14	1.45%	0.128%
15	1.22%	0.095%
16	0.71%	0.155%
17	0.96%	0.084%
18	1.49%	0.108%
19	1.41%	0.108%
20	1.18%	0.101%
21	1.16%	0.113%
22	1.73%	0.074%
23	1.03%	0.051%
24	0.85%	0.077%
25	0.88%	0.096%
<b>State</b>	<b>1.21%</b>	<b>0.101%</b>

**TABLE VIII  
Fifteen Year Comparison of Violent Death Rates**

Dist	2007	2008	2009	2010	2011	2012	2013	2014	2015	2016	2017	2018	2019	2020	2021
1	0.811	0.805	0.807	0.765	0.788	0.742	0.711	0.821	0.862	0.858	0.909	0.984	0.986	1.239	1.437
2	0.634	0.625	0.624	0.688	0.708	0.745	0.644	0.576	0.611	0.736	0.791	0.798	0.885	0.865	1.085
3	0.990	0.975	0.975	0.956	1.030	0.815	0.820	0.714	0.956	0.848	0.879	1.025	1.045	1.057	1.303
4	0.842	0.835	0.837	0.739	0.775	0.900	0.874	0.879	0.930	1.224	1.292	1.092	1.188	1.346	1.330
5	0.699	0.690	0.685	0.904	0.937	1.007	0.994	1.024	1.145	1.253	1.291	1.340	1.322	1.556	1.557
6	0.909	0.910	0.914	1.014	0.981	0.933	0.897	0.973	0.987	1.082	1.068	1.109	1.175	1.472	1.510
7	0.823	0.818	0.824	1.019	0.943	0.867	0.853	0.817	0.917	0.984	1.141	1.228	1.206	1.670	1.802
8	1.170	1.151	1.141	1.130	1.167	1.153	1.095	0.979	1.109	1.159	1.231	1.322	1.234	1.286	1.364
9	0.702	0.693	0.697	0.645	0.673	0.656	0.642	0.705	0.730	0.815	0.815	0.873	0.833	0.942	1.051
10	0.663	0.657	0.658	0.701	0.663	0.643	0.697	0.711	0.668	0.778	0.800	0.812	0.863	0.954	1.014
11	0.611	0.607	0.608	0.539	0.534	0.536	0.524	0.562	0.594	0.674	0.608	0.601	0.622	0.624	0.733
12	0.746	0.737	0.741	0.741	0.780	0.804	0.781	0.842	1.083	1.118	1.071	0.956	0.986	1.088	1.212
13	0.908	0.902	0.905	0.902	0.860	0.799	0.777	0.747	0.837	0.877	0.793	0.849	0.792	0.901	1.138
14	0.937	0.920	0.919	0.715	0.775	0.743	0.722	0.888	1.012	1.008	1.027	1.089	1.196	1.225	1.356
15	0.904	0.904	0.910	0.723	0.646	0.687	0.750	0.761	0.939	1.176	1.213	1.068	1.120	1.202	1.252
16	1.279	1.328	1.296	1.272	1.390	1.111	1.167	0.979	1.267	1.183	1.392	1.339	1.155	1.002	1.139
17	0.675	0.677	0.683	0.664	0.622	0.646	0.651	0.668	0.745	0.928	0.939	0.838	0.859	1.037	1.077
18	0.880	0.874	0.875	0.854	0.895	0.920	0.925	0.954	1.008	1.188	1.288	1.256	1.322	1.390	1.537
19	0.764	0.754	0.759	0.809	0.805	0.896	0.938	0.847	0.911	1.054	1.044	1.108	1.031	1.106	1.207
20	0.872	0.874	0.874	0.930	0.877	0.843	0.970	1.025	0.983	1.059	1.105	1.135	1.168	1.161	1.346
21	0.993	0.979	0.991	0.887	0.923	0.865	0.765	0.909	1.067	1.047	1.199	1.123	1.104	1.215	1.260
22	0.620	0.615	0.616	0.575	0.611	0.502	0.507	0.552	0.616	0.722	0.660	0.601	0.721	0.633	0.792
23	0.663	0.645	0.643	0.658	0.609	0.532	0.520	0.589	0.539	0.603	0.691	0.730	0.634	0.836	0.622
24	0.409	0.408	0.411	0.435	0.447	0.376	0.428	0.403	0.479	0.666	0.684	0.733	0.738	0.833	0.957
25										0.654	0.818	0.780	0.696	0.837	0.940
<b>State</b>	<b>0.775</b>	<b>0.770</b>	<b>0.766</b>	<b>0.772</b>	<b>0.753</b>	<b>0.751</b>	<b>0.744</b>	<b>0.770</b>	<b>0.842</b>	<b>0.949</b>	<b>0.965</b>	<b>0.950</b>	<b>0.962</b>	<b>1.088</b>	<b>1.180</b>

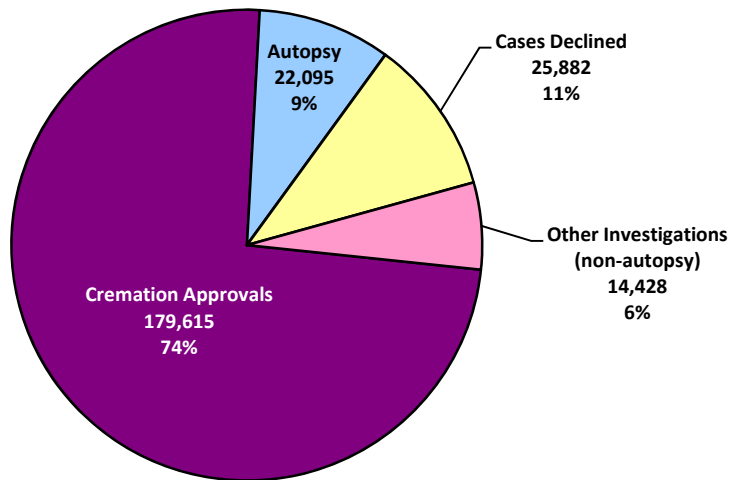
Note: Prior to 2016, District 9 included Orange & Osceola counties. Both counties enacted Home Rule authority in 2016 and District 9 was split into two districts, with Orange County staying District 9 and Osceola County becoming District 25.

**Chart Ia**  
**2021 Medical Examiner Jurisdiction**  
**Total Florida Deaths: 264,834**

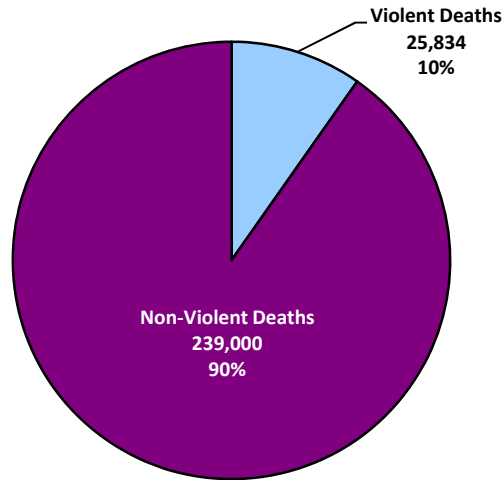


\* Includes 25,882 Cases Reviewed but Jurisdiction Declined  
 \*\* Includes Cases Accepted and Cremation Approvals

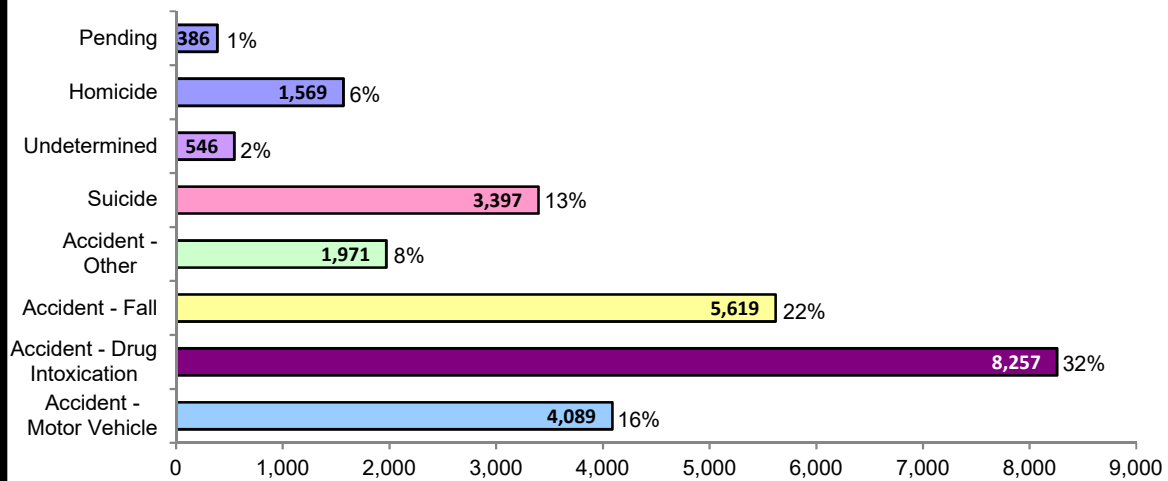
**Chart Ib**  
**2021 Medical Examiner Workload**  
**Total Deaths Reviewed: 242,020**



**Chart IIa**  
**2021 Violent vs. Non-Violent Deaths**  
**Total Florida Deaths: 264,834**

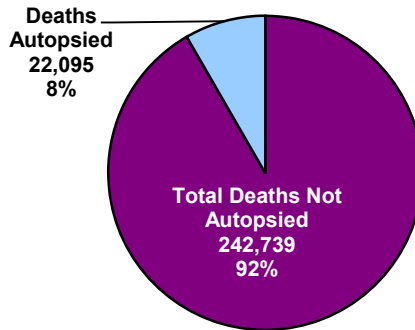


**Chart IIb**  
**2021 Violent Death Workload**  
**Total Violent Deaths: 25,834**

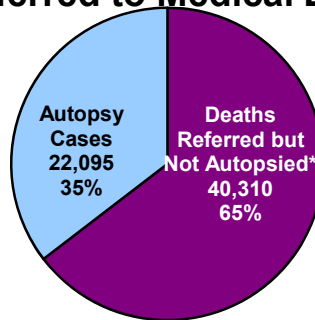




**Chart IIIa**  
**2021 Autopsy Workload**  
**Total Florida Deaths: 264,834**

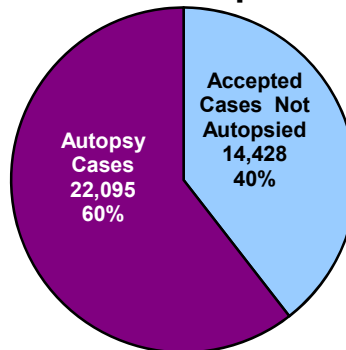


**Chart IIIb**  
**2021 Autopsy Workload as Percent of**  
**Deaths Referred to Medical Examiners**

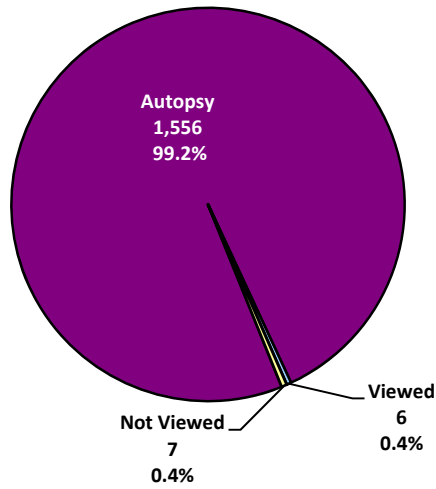


Total Deaths Referred: 62,405 (\*excludes cremations)

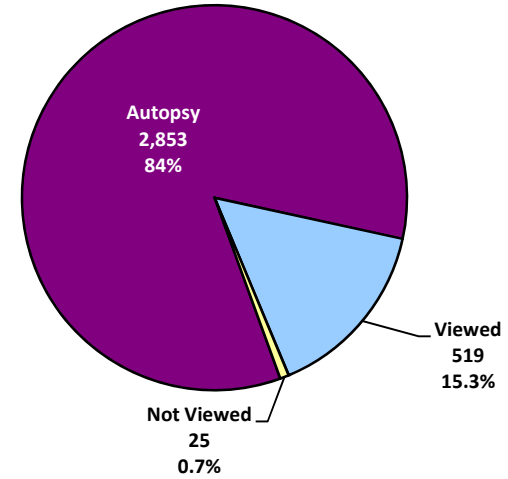
**Chart IIIc**  
**2021 Autopsy Workload as**  
**Percent of Deaths Accepted**  
**Total Deaths Accepted: 36,523**



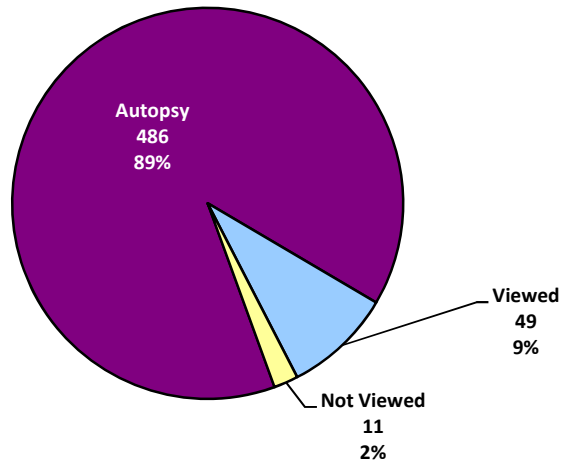
**Chart IVa**  
**2021 Workload by Depth of Examinations -**  
**Homicide**



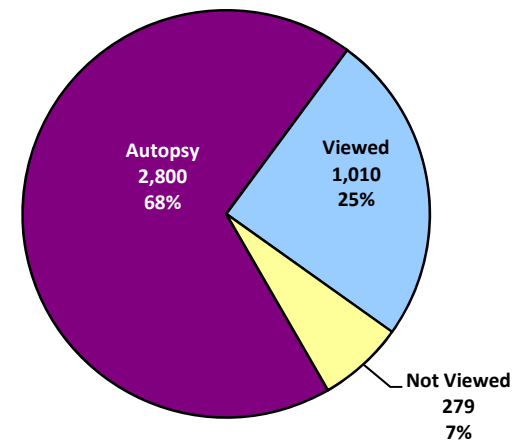
**Chart IVb**  
**2021 Workload by Depth of Examinations -**  
**Suicide**



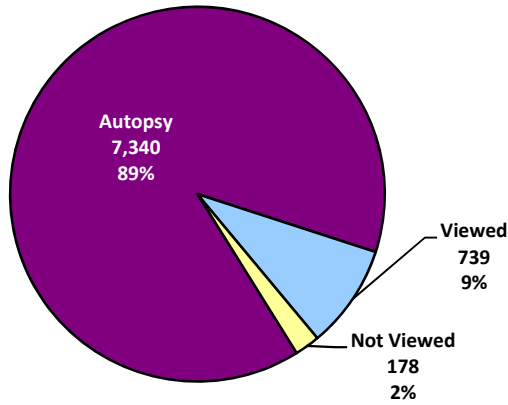
**Chart IVc**  
**2021 Workload by Depth of Examinations -**  
**Undetermined**



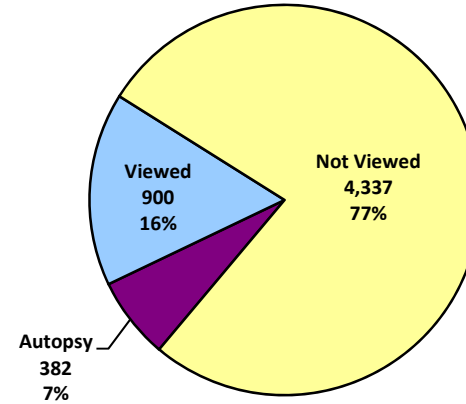
**Chart IVd**  
**2021 Workload by Depth of Examinations -**  
**Accident: Motor Vehicle**



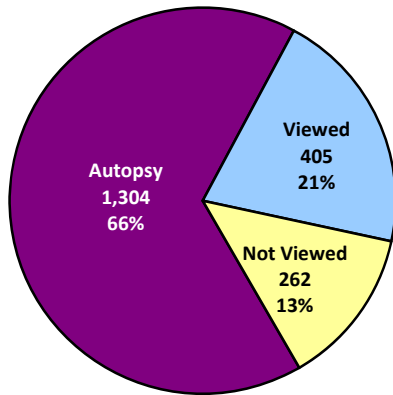
**Chart IVe**  
**2021 Workload by Depth of Examinations -**  
**Accident: Drug Intoxication**



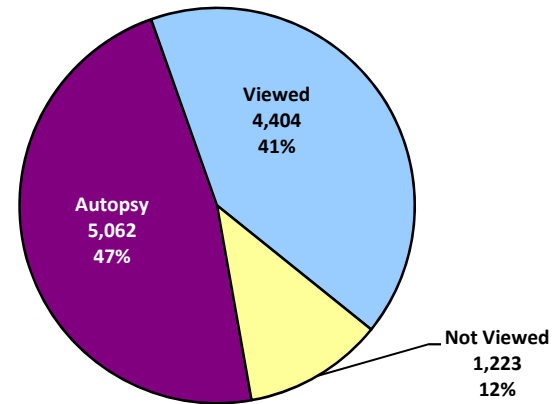
**Chart IVf**  
**2021 Workload by Depth of Examinations -**  
**Accident: Fall**



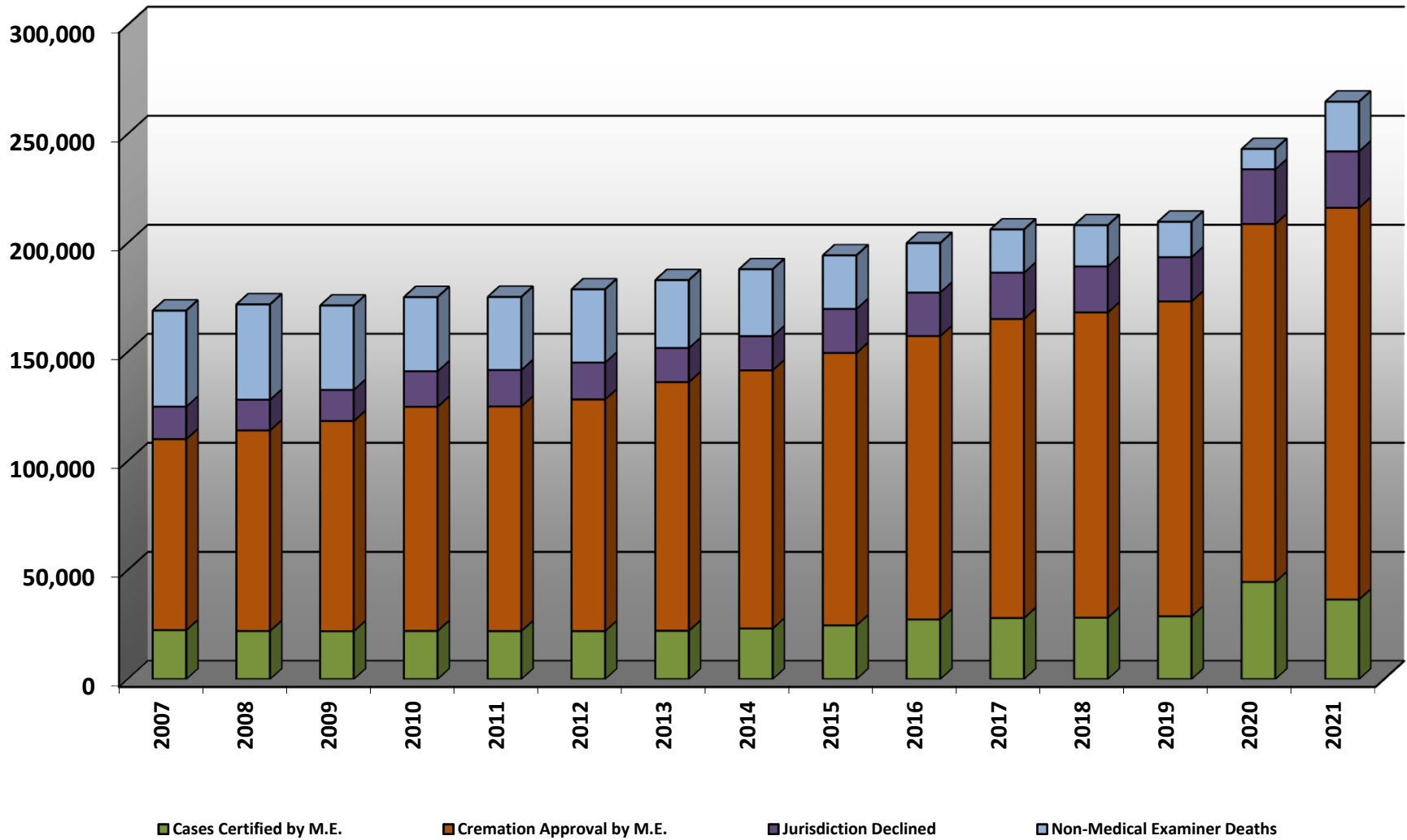
**Chart IVg**  
**2021 Workload by Depth of Examinations -**  
**Accident: Other (Non-motor vehicle)**



**Chart IVh**  
**2021 Workload by Depth of Examinations -**  
**Natural**



**CHART V**  
**Historical Workload**  
**Medical Examiner Cases**  
**2007 - 2021**



# MEDICAL EXAMINERS COMMISSION

**Stephen J. Nelson, M.A., M.D., F.C.A.P.**  
**Chairman**

District 10 Medical Examiner  
1021 Jim Keene Boulevard  
Winter Haven, Florida 33880  
(863) 298-4600  
*email: StephenNelson@polk-county.net*  
First Term: 2/13/2014-7/1/2016  
Second Term: 08/29/2018-07/01/2020

**Barbara C. Wolf, M.D.**

District 5 Medical Examiner  
809 Pine Street  
Leesburg, Florida 34748  
(352) 326-5961  
*email: barbara.wolf@marioncountyfl.org*  
First Term: 8/7/2015-7/1/2019

**Robin Giddens Sheppard, L.F.D.**

Funeral Director/Vice President  
Hardage-Giddens Funeral Homes  
4801 San Jose Boulevard  
Jacksonville, Florida 32207  
(904) 737-7171  
*email: Robin.Sheppard@dignitymemorial.com*  
First Term: 8/15/2013-7/1/2016  
Second Term: 08/29/2018-07/01/2020

**Mr. Kenneth T. Jones**

State Registrar  
Florida Department of Health  
Bureau of Vital Statistics  
Post Office Box 210  
Jacksonville, Florida 32231  
(904) 359-6900 ext. 1001  
*email: Ken.Jones@flhealth.gov*  
Term: Not Applicable

**Vacant**  
Sheriff

**Honorable Charlie Cofer, J.D.**

Public Defender, 4th Judicial Circuit  
407 N. Laura Street  
Jacksonville, Florida 32202  
(904) 255-4673  
*email: ccofer@pd4.coj.net*  
First Term: 08/29/2018-07/01/2021

**Nick Cox, J.D.**

Statewide Prosecutor  
Office of the Attorney General  
3507 E. Frontage Road, Suite 325  
Tampa, Florida 33607  
813-287-7960  
*email: nick.cox@myfloridalegal.com*  
Term: Not Applicable

**Honorable Carol Whitmore**

Manatee County Commission  
Board of County Commissioners  
Post Office Box 1000  
Bradenton, Florida 34206-1000  
(941) 745-3704  
*email: carol.whitmore@mymanatee.org*  
First Term: 8/15/2013-7/1/2017  
Second Term: 08/29/2018-07/01/2021

**Vacant**  
State Attorney

## STAFF

Medical Examiners Commission  
Florida Department of Law Enforcement  
Post Office Box 1489  
Tallahassee, Florida 32302  
(850) 410-8600

Bureau Chief Brett Kirkland  
(850) 410-8600  
[brettkirkland@fdle.state.fl.us](mailto:brettkirkland@fdle.state.fl.us)

Government Analyst II Megan Neel  
(850) 410-8664  
[meganneel@fdle.state.fl.us](mailto:meganneel@fdle.state.fl.us)

Government Analyst II Ashley Williams  
(850) 410-8609  
[ashleywilliams@fdle.state.fl.us](mailto:ashleywilliams@fdle.state.fl.us)

General Counsel James Martin, J.D.  
(850) 410-7676  
[jamesmartin@fdle.state.fl.us](mailto:jamesmartin@fdle.state.fl.us)

# FLORIDA DISTRICT MEDICAL EXAMINERS

## District 1

### Deanna Oleske, M.D.

Interim Medical Examiner  
2114 Airport Blvd. Suite 1450  
Pensacola, Florida 32504  
Director of Operations Dan Schebler  
(850) 332-7300  
FAX: (850) 285-0774  
e-mail: [dans@fldme.com](mailto:dans@fldme.com)

## District 2

### Jon R. Thogmartin, M.D.

Interim Medical Examiner  
560 Leonard Gray Way  
Tallahassee, Florida 32304  
Operations Manager Tiffany Poston  
(850) 606-6600  
FAX: (850) 606-6601  
e-mail: [Info@Dist2ME.org](mailto:Info@Dist2ME.org)

## District 3

Dixie Co.

ME Services Provided by District 3  
Lafayette, Madison & Suwannee Co.

ME Services Provided by District 2  
Columbia & Hamilton Co.

ME Services Provided by District 4

## District 4

### B. Robert Pietak, M.D.

Interim Medical Examiner  
2100 Jefferson Street  
Jacksonville, Florida 32206  
Director of Operations Tim Crutchfield  
(904) 255-4000  
FAX: (904) 630-0964  
e-mail: [tcrutchfield@coj.net](mailto:tcrutchfield@coj.net)

## District 5

### Barbara C. Wolf, M.D.

809 Pine Street  
Leesburg, Florida 34748  
Director of Operations Lindsey Bayer  
(352) 326-5961  
FAX: (352) 365-6438  
e-mail: [Lindsey.Bayer@marioncounty.fl.org](mailto:Lindsey.Bayer@marioncounty.fl.org)

## District 6

### Jon R. Thogmartin, M.D.

10900 Ulmerton Road  
Largo, Florida 33778  
Chief Investigator Damon Breton  
(727) 582-6800  
FAX: (727) 582-6820  
e-mail: [dbreton@co.pinellas.fl.us](mailto:dbreton@co.pinellas.fl.us)

## District 7 (Home Rule)

### James W. Fulcher, M.D.

1360 Indian Lake Road  
Daytona Beach, FL 32124-1001  
Director of Operations Karla Orozco  
(386) 258-4060  
FAX: (386) 258-4061  
e-mail: [korozco@volusia.org](mailto:korozco@volusia.org)

## District 8

### William F. Hamilton, M.D.

3217 SW 47th Avenue  
Gainesville, Florida 32608  
Operations Manager Ricardo Camacho  
(352) 273-9292  
FAX: (352) 273-9288  
e-mail: [ricardocamacho@ufl.edu](mailto:ricardocamacho@ufl.edu)

## District 9 (Home Rule)

### Joshua D. Stephany, M.D.

2350 East Michigan Street  
Orlando, Florida 32806  
Program Manager Sheri Blanton  
(407) 836-9400  
FAX: (407) 836-9450  
e-mail: [Sheri.Blanton@ocfl.net](mailto:Sheri.Blanton@ocfl.net)

## District 10

### Stephen J. Nelson, M.A., M.D., F.C.A.P.

1021 Jim Keene Boulevard  
Winter Haven, Florida 33880  
Office Manager Sheli Wilson  
(863) 298-4600  
FAX: (863) 298-5264  
e-mail: [StephenNelson@polk-county.net](mailto:StephenNelson@polk-county.net)

## District 11 (Home Rule)

### Kenneth Hutchins, M.D.

Medical Examiner  
Number One on Bob Hope Road  
Miami, Florida 33136-1133  
Director of Operations Sandra Boyd  
(305) 545-2400  
FAX: (305) 545-2412  
e-mail: [sandra.boyd@miamidade.gov](mailto:sandra.boyd@miamidade.gov)

## District 12

### Russell S. Vega, M.D.

2001 Siesta Drive, Suite 302  
Sarasota, Florida 34239  
Director of Operations David Winterhalter  
(941) 361-6909  
FAX: (941) 361-6914  
email: [rvega@fldist12me.com](mailto:rvega@fldist12me.com)

## District 13 (Home Rule)

### Kelly G. Devers, M.D.

11025 North 46th Street  
Tampa, Florida 33617  
Manager of Operations Harrison Cowan  
(813) 914-4500  
FAX: (813) 914-4594  
email: [DeversK@hillsboroughcounty.org](mailto:DeversK@hillsboroughcounty.org)

## District 14

### Jay Radtke, M.D.

3737 Frankford Avenue  
Panama City, Florida 32405  
Director of Operations Whit Majors  
(850) 747-5740  
FAX: (850) 747-5745  
e-mail: [wmajors@baycountyfl.gov](mailto:wmajors@baycountyfl.gov)

## District 15 (Home Rule)

### Wendolyn Sneed, M.D.

3126 Gun Club Road  
West Palm Beach, Florida 33406  
Forensic Supervisor Heron Ruiz  
(561) 688-4575  
FAX: (561) 688-4588  
e-mail: [wsneed@pbcgov.org](mailto:wsneed@pbcgov.org)

## District 16

### Michael Steckbauer, M.D.

Interim Medical Examiner  
56639 Overseas Hwy  
Marathon, Florida 33050  
(305) 743-9011  
FAX: (305) 743-9013  
e-mail: [meo@monroecounty-fl.gov](mailto:meo@monroecounty-fl.gov)

## District 17 (Home Rule)

### Rebecca MacDougall, M.D.

Medical Examiner  
5301 S.W. 31st Avenue  
Ft. Lauderdale, Florida 33312  
Division Admin Assistant Heather Galvez  
(954) 357-5200  
FAX: (954) 327-6580  
e-mail: [rmacdougall@broward.org](mailto:rmacdougall@broward.org)

## District 18

### Sajid S. Qaiser, M.D.

1750 Cedar Street  
Rockledge, Florida 32955  
Program Manager Michael Szczepanski  
(321) 633-1981  
FAX: (321) 633-1986  
e-mail: [michael.szczepanski@brevardfl.gov](mailto:michael.szczepanski@brevardfl.gov)

## District 19

### Patricia A. Aronica, M.D.

Interim Medical Examiner  
2500 South 35th Street  
Ft. Pierce, Florida 34981  
Operations Manager Kimberly Carroll  
(772) 464-7378  
FAX: (772) 464-2409  
e-mail: [carrollk@stlucieco.org](mailto:carrollk@stlucieco.org)

## District 20

### Marta U. Coburn, M.D.

3838 Domestic Avenue  
Naples, Florida 34104  
Administrative Coordinator Michelle Correia  
(239) 434-5020  
FAX: (239) 434-5027  
e-mail: [naplesme@d20me.net](mailto:naplesme@d20me.net)

## District 21

### Rebecca A. Hamilton, M.D.

70 South Danley Drive  
Ft. Myers, Florida 33907  
Director of Operations Patti Wheaton  
(239) 533-6339  
FAX: (239) 277-5017  
e-mail: [pwheaton@leegov.com](mailto:pwheaton@leegov.com)

## District 22

### Russell S. Vega, M.D.

Interim Medical Examiner  
18130 Paulson Drive  
Pt. Charlotte, Florida 33954  
Director of Operations Penny Fulton  
(941) 625-1111  
FAX: (941) 627-0995  
e-mail: [medex22@embarqmail.com](mailto:medex22@embarqmail.com)

## District 23

### Jon R. Thogmartin, M.D.

Interim Medical Examiner  
4501 Avenue A  
St. Augustine, Florida 32095  
Forensic Operations Coordinator Kelly Boulos  
(904) 209-0820  
FAX: (800) 255-8617  
e-mail: [kboulos@sjcfl.us](mailto:kboulos@sjcfl.us)

## District 24

### Barbara C. Wolf, M.D.

ME Services Provided by District 5

## District 25 (Home Rule)

### Joshua D. Stephany, M.D.

ME Services Provided by District 9

## FLORIDA ASSOCIATE MEDICAL EXAMINERS

### District 1

Tim J. Gallagher, M.D., M.H.S.A.  
Lorraine Lopez-Morell, M.D.  
Ami Murphy, D.O.  
(Danielle R. Armstrong, D.O.)  
(Wilson A. Broussard, M.D.)  
(Thomas M. Coyne, M.D., Ph.D.)  
(Jennifer Dierksen, M.D.)  
(Lisa Flannagan, M.D.)  
(Maneesha Pandey, M.D.)  
(Jay M. Radtke, M.D.)

### District 2

Anthony J. Clark, M.D.  
Lisa M. Flannagan, M.D.  
(Noel R. Agudo, M.D.)  
(Susan S. Ignacio, M.D.)  
(Kailee Imperatore, M.D.)  
(Andrew Koopmeiners, M.D.)  
(Wayne D. Kurz, M.D.)  
(Noel A. Palma, M.D.)

### District 3

Dixie Co.  
ME Services Provided by District 8  
Lafayette, Madison, & Suwannee Co.  
ME Services Provided by District 2  
Columbia & Hamilton Co.  
ME Services Provided by District 4

### District 4

Robert Buchsbaum, M.D., J.D.  
Peter Gillespie, M.D.  
Brittany L. Glad, D.O.  
Aurelian Nicolaescu, M.D.  
Robert R. Pfalzgraf, M.D.  
Christopher Ramos-Robles, M.D.  
Sandra A. Siller, M.D.  
(Leszek Chrostowski, M.D.)  
(William F. Hamilton, M.D.)  
(Deanna A. Oleske, M.D.)  
(Valerie J. Rao, M.D.)  
(Barbara C. Wolf, M.D.)

### District 5

Tracey S. Corey, M.D.  
Heather M. Gage, M.D.  
Tera A. Jones, M.D.  
Wendy A. Lavezzi, M.D.  
Shanedelle S. Norford, M.D.  
(Michael Bell, M.D.)  
(Thomas M. Coyne, M.D., Ph.D.)  
(James W. Fulcher, M.D.)  
(William F. Hamilton, M.D.)  
(Susan S. Ignacio, M.D.)  
(Wayne D. Kurz, M.D.)  
(Aurelian Nicolaescu, M.D.)  
(Noel A. Palma, M.D.)  
(Joshua D. Stephany, M.D.)  
(Jon Thogmartin, M.D.)  
(Gary L. Utz, M.D.)  
(Christopher I. Wilson, M.D.)

### District 6

Noel R. Agudo, M.D.  
Susan S. Ignacio, M.D.  
Kailee Imperatore, M.D.  
Wayne D. Kurz, M.D.  
Andrew Koopmeiners, M.D.  
Noel A. Palma, M.D.  
Christopher I. Wilson, M.D.  
(Wilson A. Broussard, M.D.)  
(Marcela Chiste, M.D.)  
(Tracey S. Corey, M.D.)  
(Thomas M. Coyne, M.D., Ph.D.)  
(Rebecca A. Hamilton, M.D.)  
(Tera A. Jones, M.D.)  
(Wendy A. Lavezzi, M.D.)  
(Rebecca MacDougall, M.D.)  
(Stephen J. Nelson, M.D.)  
(Mark J. Shuman, M.D.)  
(Phoutthasone Thirakul, M.D.)  
(Suzanne R. Utley-Bobak, M.D.)  
(Russell S. Vega, M.D.)  
(Vera V. Volnikh, M.D.)  
(Barbara C. Wolf, M.D.)

### District 7

Cassie Boggs, M.D.  
Mary G. Ripple, M.D.  
(Noel R. Agudo, M.D.)  
(Marcela Chiste, M.D.)  
(Susan S. Ignacio, M.D.)  
(Kailee Imperatore, M.D.)  
(Wayne D. Kurz, M.D.)  
(Rebecca MacDougall, M.D.)  
(Noel A. Palma, M.D.)  
(Jon R. Thogmartin, M.D.)  
(Lee Tormos, M.D.)  
(Christopher I. Wilson, M.D.)

### District 8

Thomas M. Coyne, M.D., Ph.D.  
(Robert Buchsbaum, M.D., J.D.)  
(Leszek Chrostowski, M.D.)  
(Tracey S. Corey, M.D.)  
(Peter Gillespie, M.D.)  
(Tera A. Jones, M.D.)  
(Wendy A. Lavezzi, M.D.)  
(Stephen J. Nelson, M.D.)  
(Aurelian Nicolaescu, M.D.)  
(Deanna A. Oleske, M.D.)  
(Jon R. Thogmartin, M.D.)  
(Barbara C. Wolf, M.D.)

### District 9

Jesse C. Giles, M.D.  
Marie H. Hansen, M.D.  
Rachel A. Lange, M.D.  
Chantel Nijwaji, M.D.  
Sara H. Zydowicz, D.O.  
(Cassie Boggs, M.D.)  
(Tracy S. Corey, M.D.)  
(James Fulcher, M.D.)  
(Heather M. Gage, M.D.)  
(D. Fintan Garavan, M.D., Ph.D.)  
(Julia V. Hegert, M.D.)  
(Tera A. Jones, M.D.)  
(Wendy Lavezzi, M.D.)  
(Shanedelle S. Norford, M.D.)  
(Stephen J. Nelson, M.D.)  
(Mary G. Ripple, M.D.)  
(Sajid S. Qaiser, M.D.)  
(Vera V. Volnikh, M.D.)  
(Barbara C. Wolf, M.D.)

### District 10

D. Fintan Garavan, M.D., Ph.D.  
Vera V. Volnikh, M.D.  
(Kelly G. Devers, M.D.)  
(Susan S. Ignacio, M.D.)  
(Wayne D. Kurz, M.D.)  
(Wendy Lavezzi, M.D.)  
(Ryan D. McCormick, M.D.)  
(Daisy C. McEnnan, M.D.)  
(Noel A. Palma, M.D.)  
(Ashley R. Perkins, D.O.)  
(Jon R. Thogmartin, M.D.)  
(Christopher I. Wilson, M.D.)  
(Milad Webb, M.D.)  
(Barbara C. Wolf, M.D.)

### District 11

Alexander Blank, M.D.  
Brittney Imblum, M.D.  
Katherine Kenerson, M.D.  
Benjamin Mathis, M.D.  
Shanedelle S. Norford, M.D.  
Mark J. Shuman, M.D.  
Tuvet Tran, M.D.  
Jason Van Roo, M.D.  
Sara H. Zydowicz, D.O.  
(Michael D. Bell, M.D.)  
(Iouri G. Boiko, M.D., Ph.D.)  
(Manfred Borges, M.D.)  
(Marcela Chiste, M.D.)  
(Marta Coburn, M.D.)  
(Gertrude M. Juste, M.D.)  
(Rebecca MacDougall, M.D.)  
(Craig Mallak, M.D.)  
(Linda R. O'Neil, M.D.)  
(Marlon S. Osbourne, M.D.)  
(Stephen Robinson, M.D.)  
(Stacey A. Simons, M.D.)  
(Terrill Tops, M.D.)  
(Lee Marie Tormos, M.D.)

### District 12

Wilson A. Broussard, M.D.  
Phoutthasone Thirakul, M.D.  
Suzanne R. Utley-Bobak, M.D.  
(Leszek Chrostowski, M.D.)  
(Laura S. Hair, M.D.)  
(Stephen J. Nelson, M.D.)  
(Robert R. Pfalzgraf, M.D.)  
(Valerie J. Rao, M.D.)  
(Daniel L. Schultz, M.D.)  
(Wendolyn Sneed, M.D.)

### District 13

Ryan D. McCormick, M.D.  
Daissy C. McEnnan, M.D.  
Paul F. McGowan, D.O.  
Ashley R. Perkins, D.O.  
Noah D. Reilly, D.O.  
Milad Webb, M.D.  
(Leszek Chrostowski, M.D.)  
(Thomas M. Coyne, M.D.)  
(D. Fintan Garavan, M.D., Ph.D.)  
(Mary K. Mainland, M.D.)  
(Stephen J. Nelson, M.D.)  
(Phoutthasone Thirakul, M.D.)  
(Vera V. Volnikh, M.D.)  
(Sara H. Zydowicz, D.O.)

### District 14

(Michael D. Bell, M.D.)  
(Phoutthasone Thirakul, M.D.)  
(Tim J. Gallagher, M.D., M.H.S.A.)  
(Katherine L. Kenerson, M.D.)  
(Andrea N. Minyard, M.D.)  
(Mark J. Shuman, M.D.)

### District 15

Natalia Belova, M.D.  
Catherine Miller, M.D.  
Marlon S. Osbourne, M.D.  
Heidi Reinhard, M.D.  
Terrill Tops, M.D.  
Lee Marie Tormos, M.D.  
Anthony Vinson, DO  
(Michael Bell, M.D.)  
(Kenneth D. Hutchins, M.D.)  
(Stacey A. Simons, M.D.)  
(Mark J. Shuman, M.D.)  
(Michael Steckbauer, M.D.)

### District 16

(Iouri G. Boiko, M.D. Ph.D.)  
(Marlon S. Osbourne, M.D.)  
(Mark J. Shuman, M.D.)

### District 17

Iouri G. Boiko, M.D., Ph.D.  
Marcela Chiste, M.D.  
Joseph M. Curran, M.D.  
Erin Ely, M.D.  
Alexis Jelinek, M.D.  
Gertrude M. Juste, M.D.  
Reinhard W. Motte, M.D.  
Stephen Robinson, M.D.  
Darin Treilka, M.D., Ph.D.  
(Kenneth Hutchins, M.D.)  
(Katherine L. Kenerson, M.D.)  
(Emma O. Lew, M.D.)  
(Benjamin Mathis, M.D.)  
(Wendolyn Sneed, M.D.)

### District 18

Stacey Simons, M.D.

### District 19

Raman Baldzizhar, M.D.  
Barbara Bollinger, M.D.  
Linda Rush O'Neil, M.D.  
Adrienne Sauder, M.D.  
(Michael D. Bell, M.D.)  
(Stuart M. Graham, M.D.)  
(Marie H. Hansen, M.D.)  
(Gertrude M. Juste, M.D.)  
(Wendy A. Lavezzi, M.D.)  
(Stephen J. Nelson, M.D.)  
(Joshua D. Stephany, M.D.)  
(Sajid S. Qaiser, M.D.)  
(Mark J. Shuman, M.D.)  
(Vera V. Volnikh, M.D.)  
(Barbara C. Wolf, M.D.)  
(Sara H. Zydowicz, D.O.)

### District 20

Manfred Borges, Jr., M.D.  
Andrea N. Minyard, M.D.  
(Michael D. Bell, M.D.)  
(Rebecca A. Hamilton, M.D.)  
(Emma O. Lew, M.D.)

### District 21

Colin D. Appleford, D.O.  
Noelia Alemar Hernandez, M.D.  
Tracy L. Shipe, D.O.  
(Michael D. Bell, M.D.)  
(Manfred C. Borges, M.D.)  
(Wilson A. Broussard, Jr., M.D.)  
(Leszek Chrostowski, M.D.)  
(Marta U. Coburn, M.D.)  
(Riazul H. Imami, M.D., Ph.D.)  
(Katherine L. Kenerson, M.D.)  
(Rachel A. Lange, M.D.)  
(Stephen J. Nelson, M.D.)  
(Valerie J. Rao, M.D.)  
(Mark J. Shuman, M.D.)  
(Phoutthasone Thirakul, M.D.)  
(Vera V. Volnikh, M.D.)

### District 22

Leszek Chrostowski, M.D.  
Valerie J. Rao, M.D.  
(Wilson A. Broussard, Jr., M.D.)  
(Phoutthasone Thirakul, M.D.)  
(Suzanne R. Utley-Bobak, M.D.)  
(Russell S. Vega, M.D.)

### District 23

Iana Lesnikova, M.D.  
(Cassie L. Boggs, M.D.)  
(James W. Fulcher, M.D.)  
(Mary G. Ripple, M.D.)

### District 24

ME Services Provided by District 5

### District 25

ME Services Provided by District 9  
ME Services Provided by District 9

## MEDICAL EXAMINERS COMMISSION

<b>Representing</b>	<b>Commissioner</b>	<b>Appointment</b>	<b>Reappointment</b>	<b>Term</b>
<b>Medical Examiners</b>	<b>Stephen J. Nelson, M.D.</b>	<b>2014</b>	<b>2018</b>	<b>2020*</b>
	<b>Barbara C. Wolf, M.D.</b>	<b>2015</b>	<b>2019*</b>	<b>2023</b>
<b>State Attorney</b>	<b>Vacant</b>	-----	-----	-----
<b>Public Defender</b>	<b>Charlie Cofer, J.D.</b>	<b>2018</b>	<b>2021*</b>	<b>2025</b>
<b>County Commissioner</b>	<b>Carol Whitmore</b>	<b>2013</b>	<b>2018</b>	<b>2021</b>
<b>Sheriff</b>	<b>Vacant</b>	-----	-----	-----
<b>Funeral Home Industry</b>	<b>Robin Giddens Sheppard</b>	<b>2013</b>	<b>2018</b>	<b>2020*</b>
<b>Attorney General/Designee</b>	<b>Nick Cox, J.D.</b>	<b>Standing appointment with no term</b>		
<b>State Surgeon General/Designee</b>	<b>Kenneth T. Jones</b>	<b>Standing appointment with no term</b>		

\*Recommended for reappointment



## District Medical Examiners Three Year Schedule

District	Next Three Term Year		
1	2024	2027	2030
2	2024	2027	2030
3	2024	2027	2030
4	2024	2027	2030
5	2024	2027	2030
6	2024	2027	2030
7	Home Rule Authority Began 1997		
8	2022	2025	2028
9	Home Rule Authority Began 2016		
10	2022	2025	2028
11	Home Rule Authority Began 1992		
12	2022	2025	2028
13	Home Rule Authority Began 1992		
14	2022	2025	2028
15	Home Rule Authority Began 1993		
16	2023	2026	2029
17	Home Rule Authority Began 2011		
18	2023	2026	2029
19	2023	2026	2029
20	2023	2026	2029
21	2023	2026	2029
22	2023	2026	2029
23	2023	2026	2029
24	2023	2026	2029
25	Home Rule Authority Began 2016		



**Medical Examiners Commission**

**[www.fdle.state.fl.us](http://www.fdle.state.fl.us)**