

MURDER

Murder is defined as the willful (nonnegligent) killing of a human being. Any death due to a fight, argument, quarrel, assault or commission of a crime is included. This index offense is scored by law enforcement officials on the basis of their investigation without regard to findings of a court or jury or the decision of a prosecutor. Traffic deaths, caused by the negligence of someone other than the victim, are not included here, but are counted under manslaughter. Attempts to kill and assaults to kill are scored as assaults and not as murder. Suicides, accidental deaths, and justifiable or excusable homicides are also excluded.

1972—SUMMARY ANALYSIS

A total of 944 murders were reported by law enforcement agencies in Florida for the year 1972.

Murders accounted for 2.3 percent of all violent index crimes and 0.2 percent of all index offenses reported.

The murder rate for the reporting period was 12.7 per 100,000 population.

A total of 813 murders were cleared by arrest or exceptionally cleared, amounting to an 86.1 percent clearance rate statewide.

The age group accounting for the highest percent of persons arrested for murder, 18.4 percent, occurred in the 25-29 age category. Males accounted for 78.3 percent of all persons arrested for murder.

32.1 percent of all persons arrested for murder were White, 66.9 percent were Negro and 1.1 were of other races.

40.1 percent of all murder victims were White, 59.7 percent were Negro and 0.1 percent were of other races. 74.4 percent of all murder victims were male.

Firearms were employed in 72.6 percent of all reported murders. The use of a knife or other cutting device was involved in 13.8 percent of the murders.

The murder of one family member by another accounted for 27.2 or 28.8 percent of all murders. Of these 272 murders, 65.8 percent resulted from one spouse killing the other.

Altercations or quarrels between the victim and perpetrator, including money quarrels, lovers quarrels and drinking quarrels, accounted for 29.1 percent of all murders reported during the year 1972. Specifically, lovers quarrels recorded the highest involvement; accounting for 11.8 percent of the total murders.

1973—SUMMARY ANALYSIS

A total of 1,182 murders were reported by law enforcement agencies in Florida for the year 1973.

Murders accounted for 2.5 percent of all violent index crimes and 0.3 percent of all index offenses reported.

The murder rate for the reporting period was 15.1 per 100,000 population.

A total of 972 murders were cleared by arrest or exceptionally cleared, amounting to an 82.2 percent clearance rate statewide.

The age group accounting for the highest percent of persons arrested for murder, 14.9 percent, occurred in the 25-29 age category. Males accounted for 83.2 percent of all persons arrested for murder.

37.8 percent of all persons arrested for murder were White, 61.2 percent were Negro and 1.0 were of other races.

47.3 percent of all murder victims were White, 52.7 percent were Negro and no persons of other races were murdered. 69.7 percent of all murder victims were male.

Firearms were employed in 68.8 percent of all reported murders. The use of a knife or other cutting device was involved in 15.2 percent of the murders.

The murder of one family member by another accounted for 29.5 or 25.0 percent of all murders. Of these, 203 murders or 68.8 percent resulted from one spouse killing the other.

Altercations or quarrels between the victim and perpetrator, including money quarrels, lovers quarrels and drinking quarrels, accounted for 27.6 percent of all murders reported during the year 1973. Specifically, lovers quarrels recorded the highest involvement; accounting for 12.8 percent of the total murders.

1974—SUMMARY ANALYSIS

A total of 1,190 murders were reported by law enforcement agencies in Florida for the year 1974.

Murders accounted for 2.2 percent of all violent index crimes and 0.2 percent of all index offenses reported.

The murder rate for the reporting period was 14.4 per 100,000 population.

A total of 999 murders were cleared by arrest or exceptionally cleared, amounting to an 83.9 percent clearance rate statewide.

The age group accounting for the highest percent of persons arrested for murder, 15.7 percent, occurred in the 25-29 age category. Males accounted for 82.1 percent of all persons arrested for murder.

38.2 percent of all persons arrested for murder were White, 60.9 percent were Negro and 0.9 were of other races.

48.0 percent of all murder victims were White, 51.9 percent were Negro and 0.1 percent of other races were murdered. 75.7 percent of all murder victims were male.

Firearms were employed in 71.3 percent of all reported murders. The use of a knife or other cutting device was involved in 13.4 percent of the murders.

The murder of one family member by another accounted for 25.2 or 21.2 percent of all murders. Of these, 174 murders or 69.0 percent resulted from one spouse killing the other.

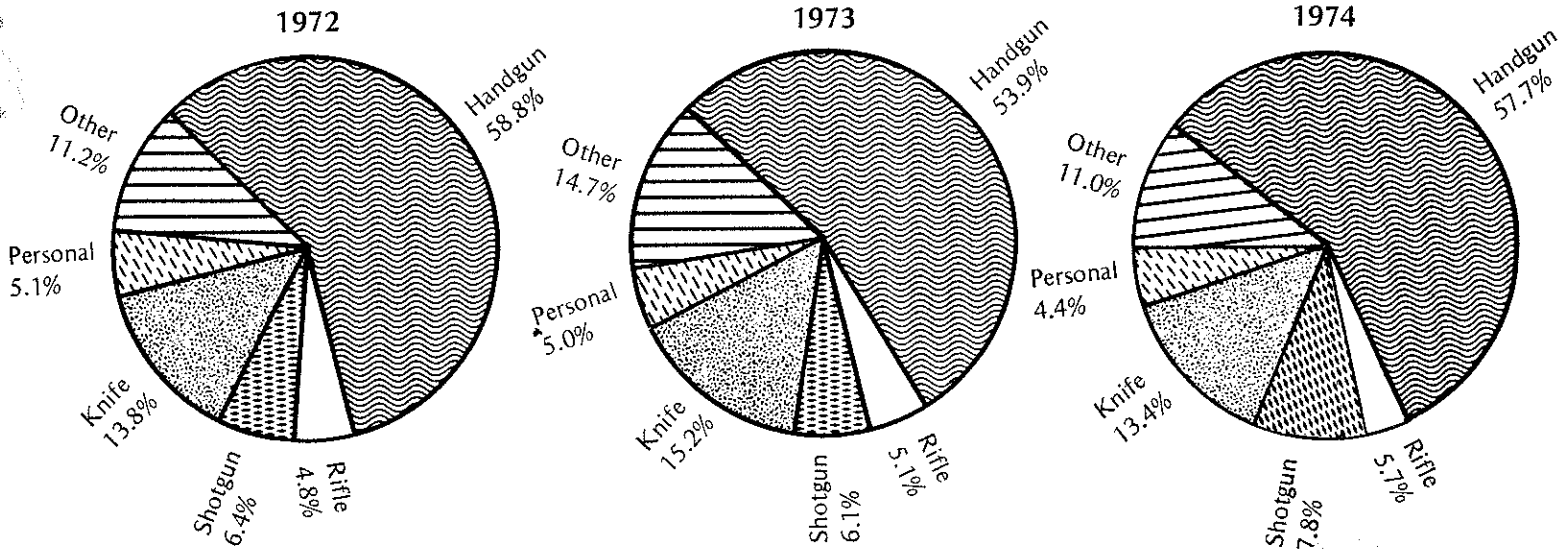
Altercations or quarrels between the victim and perpetrator, including money quarrels, lovers quarrels and drinking quarrels, accounted for 16.6 percent of all murders reported during the year 1974. Specifically, drinking quarrels recorded the highest involvement, accounting for 7.9 percent of the total murders.

MURDER

PERCENT BY TYPE OF WEAPON USED*

AND

BY DAY OF THE WEEK*



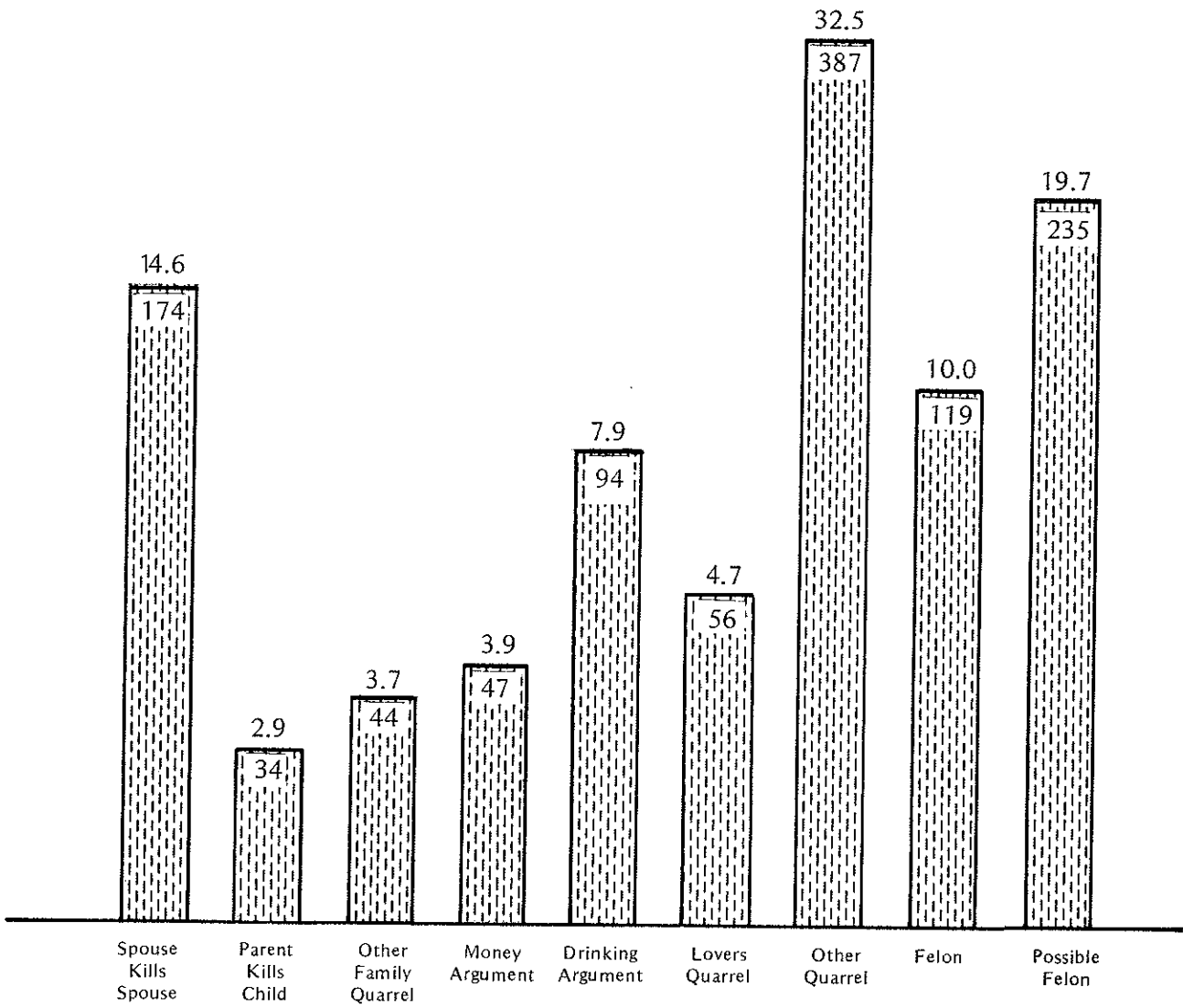
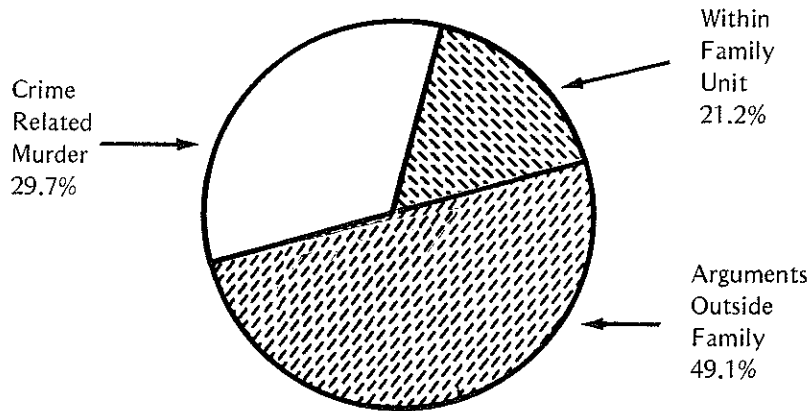
FDCLE CHART 2

DAY OF THE WEEK	1972	1973	1974
SUNDAY	19.6%	17.1%	16.4%
MONDAY	10.8%	15.7%	11.5%
TUESDAY	8.8%	11.6%	10.5%
WEDNESDAY	11.0%	9.8%	10.5%
THURSDAY	10.1%	8.2%	9.7%
FRIDAY	14.1%	15.0%	14.3%
SATURDAY	25.6%	22.4%	26.6%
UNKNOWN	0.0%	0.3%	0.5%

*Percent distributions may not total 100.0 due to rounding.

FDCLE TABLE 2

1974 FLORIDA MURDER ANALYSIS
 DISTRIBUTION OF VICTIMS BY CIRCUMSTANCE*



*Percent distribution may not total 100.0 due to rounding.

MURDER VICTIMS BY AGE, SEX, AND RACE--1974

AGE	Number	*Percent Distribution	Sex		Race		
			Male	Female	White	Negro	Others
Under 1	6	0.5	5	1	2	4	0
1-5	17	1.4	6	11	11	6	0
6-10	9	0.8	5	4	7	2	0
11-14	16	1.3	13	3	8	8	0
15-19	101	8.5	69	32	46	55	0
20-24	174	14.6	123	51	72	102	0
25-29	150	12.6	123	27	64	86	0
30-34	126	10.6	101	25	55	71	0
35-39	126	10.6	100	26	59	66	1
40-44	110	9.2	83	27	45	65	0
45-49	89	7.5	72	17	42	47	0
50-54	87	7.3	70	17	46	41	0
55-59	59	5.0	45	14	34	25	0
60-64	43	3.6	30	13	25	18	0
65-69	28	2.4	21	7	22	6	0
70-74	23	1.9	17	6	16	7	0
75 & Over	22	1.8	15	7	16	6	0
Unknown	4	0.3	3	1	1	3	0
TOTAL							
For Florida	1,190	100.0	901	289	571	618	1
PERCENT*			75.7	24.3	48.0	51.9	0.1

*Percent distribution may not total 100.0 due to rounding.