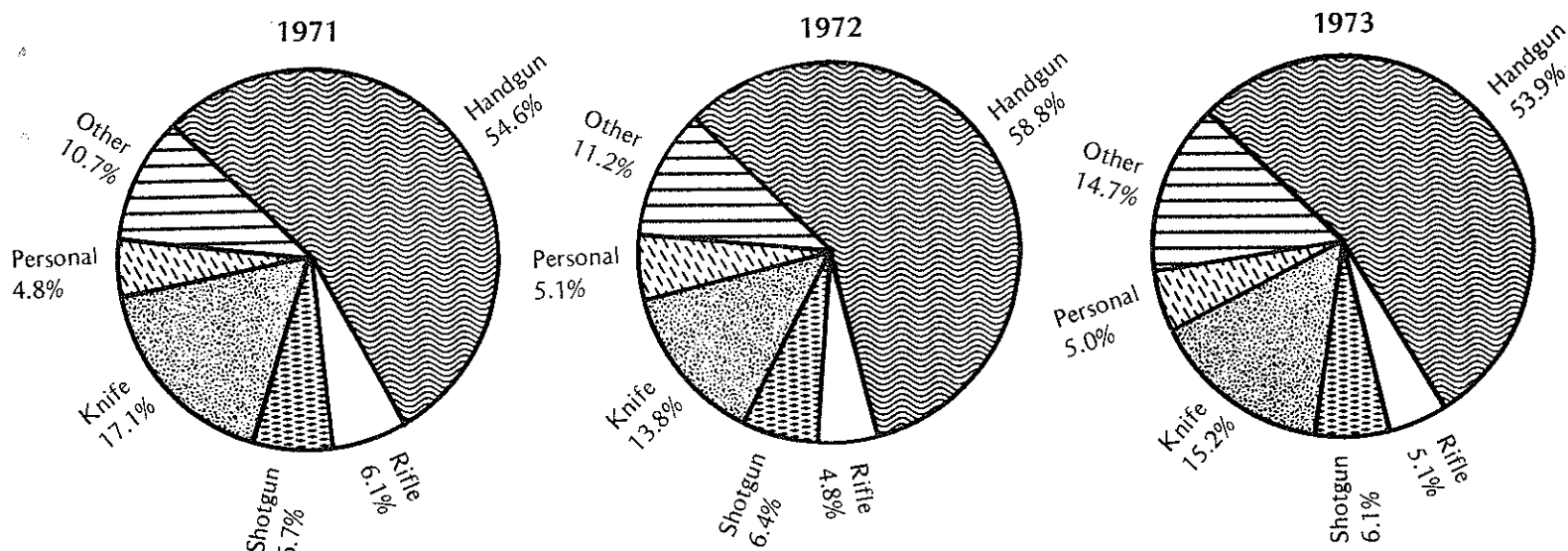


MURDER

PERCENT BY TYPE OF WEAPON USED*

AND

BY DAY OF THE WEEK*

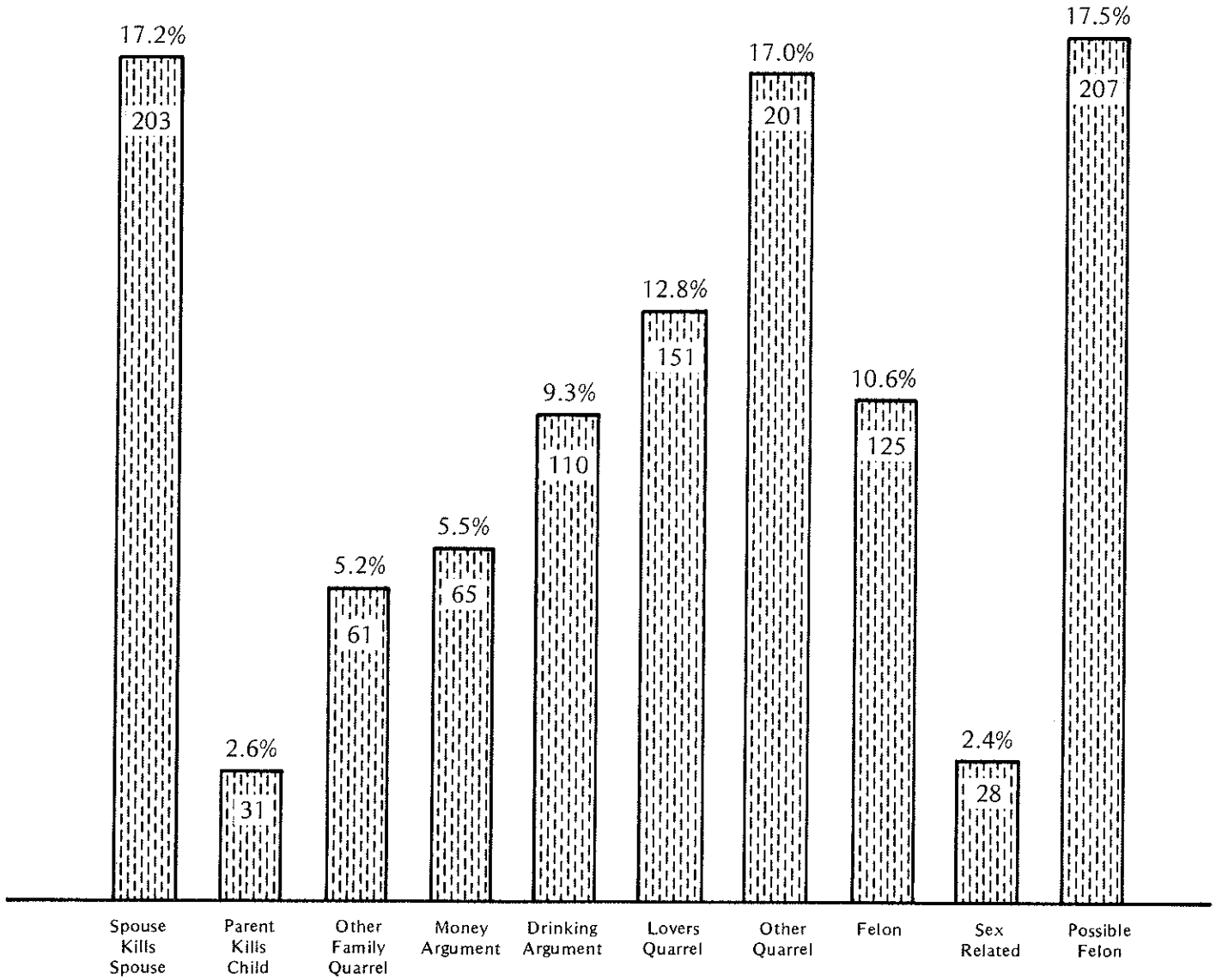


FDLE CHART 2

DAY OF THE WEEK	1971	1972	1973
SUNDAY	19.2%	19.6%	17.1%
MONDAY	11.9%	10.8%	15.7%
TUESDAY	11.0%	8.8%	11.6%
WEDNESDAY	8.3%	11.0%	9.8%
THURSDAY	8.9%	10.1%	8.2%
FRIDAY	14.5%	14.1%	15.0%
SATURDAY	25.3%	25.6%	22.4%
UNKNOWN	0.8%	0.0%	0.3%

*Percent distributions may not total 100.0 due to rounding.

1973 FLORIDA MURDER ANALYSIS
DISTRIBUTION OF VICTIMS BY CIRCUMSTANCE*



*Percent distribution may not total 100.0 due to rounding.

MURDER VICTIMS BY AGE, SEX, AND RACE—1973

AGE	Number	*Percent Distribution	Sex		Race		
			Male	Female	White	Negro	Others
Under 1	2	0.2	0	2	2	0	0
1-5	13	1.1	9	4	9	4	0
6-10	9	0.8	4	5	7	2	0
11-14	16	1.4	8	8	12	4	0
15-19	89	7.5	49	40	49	40	0
20-24	168	14.2	119	49	70	98	0
25-29	143	12.1	111	32	66	77	0
30-34	131	11.1	102	29	52	79	0
35-39	106	9.0	78	28	43	63	0
40-44	140	11.8	96	44	59	81	0
45-49	101	8.5	66	35	40	61	0
50-54	94	8.0	76	18	46	48	0
55-59	56	4.7	42	14	30	26	0
60-64	37	3.1	27	10	19	18	0
65-69	35	3.0	13	22	24	11	0
70-74	23	1.9	15	8	16	7	0
75 & Over	18	1.5	9	9	15	3	0
Unknown	1	0.1	0	1	0	1	0
TOTAL							
For Florida	1182	100.0	824	358	559	623	0
PERCENT*			69.7	30.3	47.3	52.7	0.0

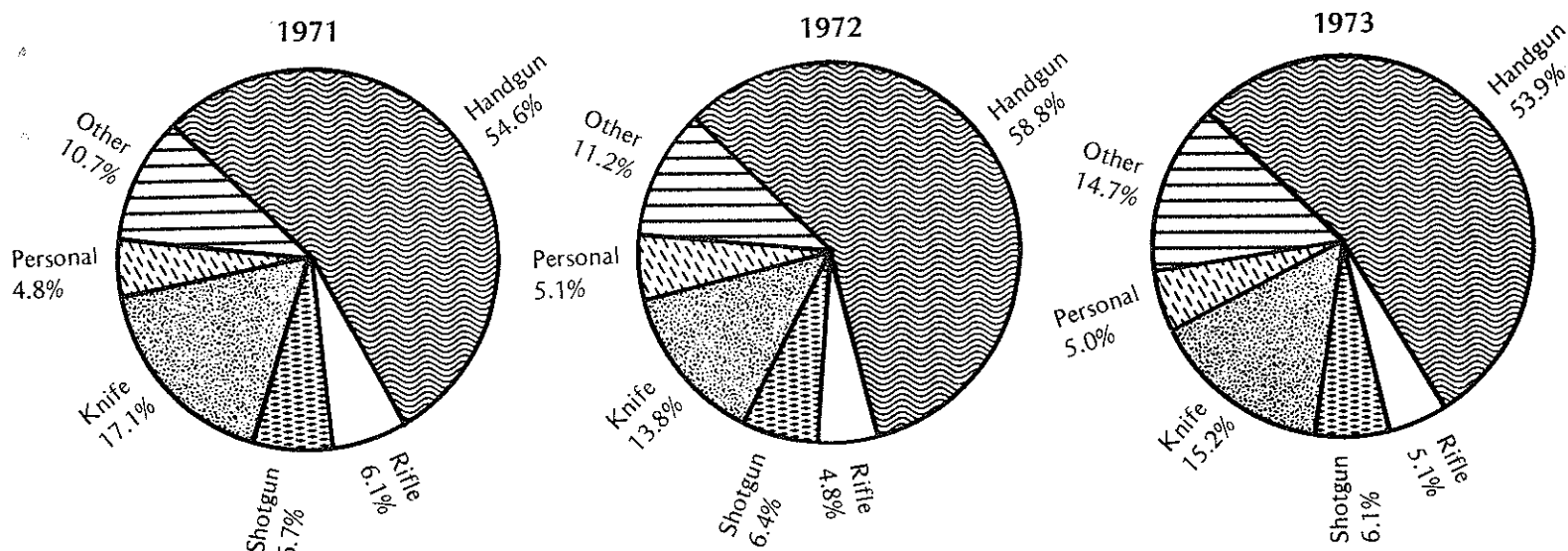
*Percent distribution may not total 100.0 due to rounding.

MURDER

PERCENT BY TYPE OF WEAPON USED*

AND

BY DAY OF THE WEEK*

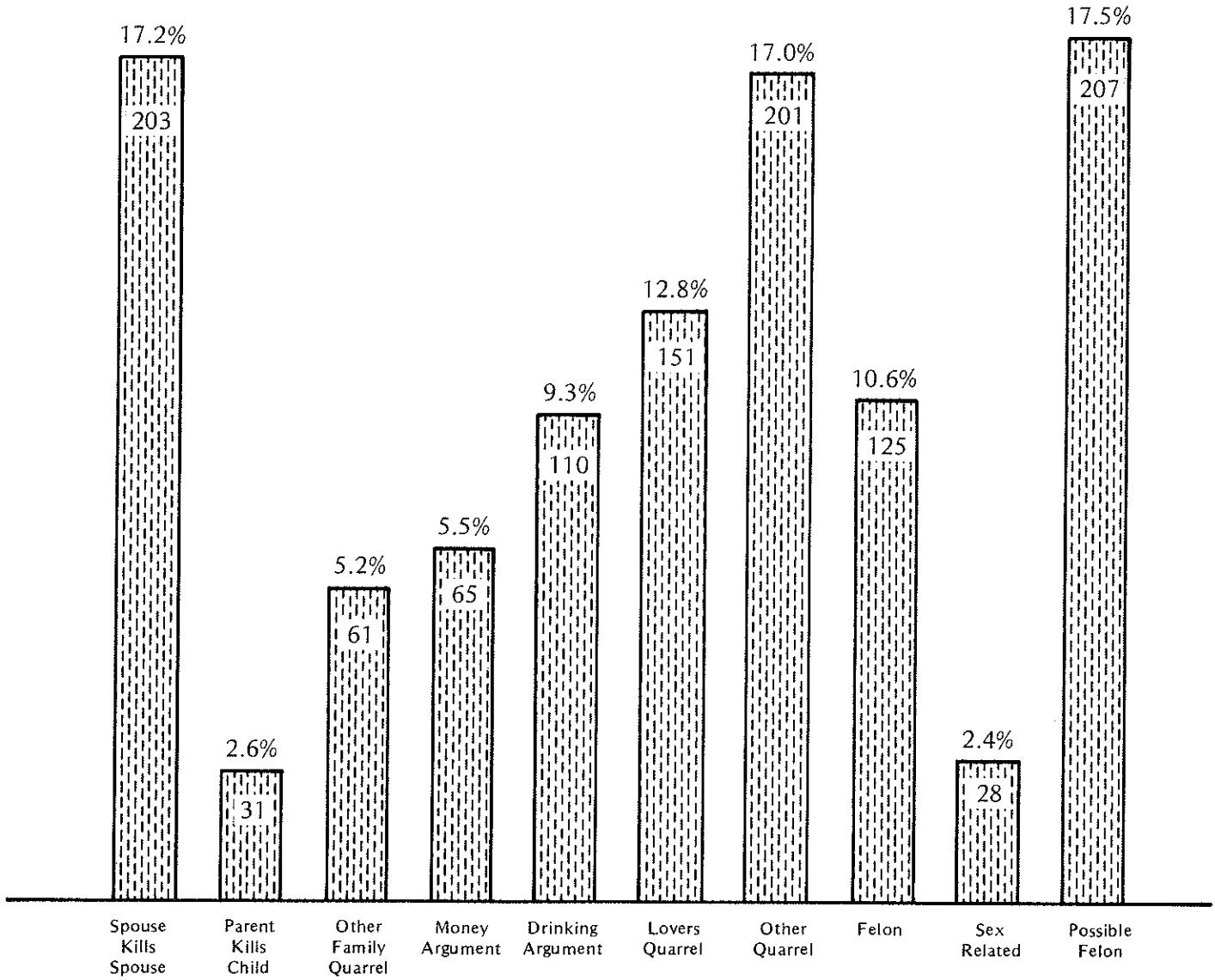


FDLE CHART 2

DAY OF THE WEEK	1971	1972	1973
SUNDAY	19.2%	19.6%	17.1%
MONDAY	11.9%	10.8%	15.7%
TUESDAY	11.0%	8.8%	11.6%
WEDNESDAY	8.3%	11.0%	9.8%
THURSDAY	8.9%	10.1%	8.2%
FRIDAY	14.5%	14.1%	15.0%
SATURDAY	25.3%	25.6%	22.4%
UNKNOWN	0.8%	0.0%	0.3%

*Percent distributions may not total 100.0 due to rounding.

1973 FLORIDA MURDER ANALYSIS
DISTRIBUTION OF VICTIMS BY CIRCUMSTANCE*



*Percent distribution may not total 100.0 due to rounding.

MURDER VICTIMS BY AGE, SEX, AND RACE—1973

AGE	Number	*Percent Distribution	Sex		Race		
			Male	Female	White	Negro	Others
Under 1	2	0.2	0	2	2	0	0
1-5	13	1.1	9	4	9	4	0
6-10	9	0.8	4	5	7	2	0
11-14	16	1.4	8	8	12	4	0
15-19	89	7.5	49	40	49	40	0
20-24	168	14.2	119	49	70	98	0
25-29	143	12.1	111	32	66	77	0
30-34	131	11.1	102	29	52	79	0
35-39	106	9.0	78	28	43	63	0
40-44	140	11.8	96	44	59	81	0
45-49	101	8.5	66	35	40	61	0
50-54	94	8.0	76	18	46	48	0
55-59	56	4.7	42	14	30	26	0
60-64	37	3.1	27	10	19	18	0
65-69	35	3.0	13	22	24	11	0
70-74	23	1.9	15	8	16	7	0
75 & Over	18	1.5	9	9	15	3	0
Unknown	1	0.1	0	1	0	1	0
TOTAL							
For Florida	1182	100.0	824	358	559	623	0
PERCENT*			69.7	30.3	47.3	52.7	0.0

*Percent distribution may not total 100.0 due to rounding.