

Murder is defined as the unlawful killing of a human being. Any death due to a fight, argument, quarrel, assault or commission of a crime is included. This index offense is scored by law enforcement officials on the basis of their investigation without regard to findings of a court or jury or the decision of a prosecutor. Traffic deaths, caused by the negligence of someone other than the victim, are not included here, but are counted under manslaughter. Attempts to kill and assaults to kill are scored as assaults and not as murder. Suicides, accidental deaths, and justifiable or excusable homicides are also excluded.

1971
SUMMARY ANALYSIS

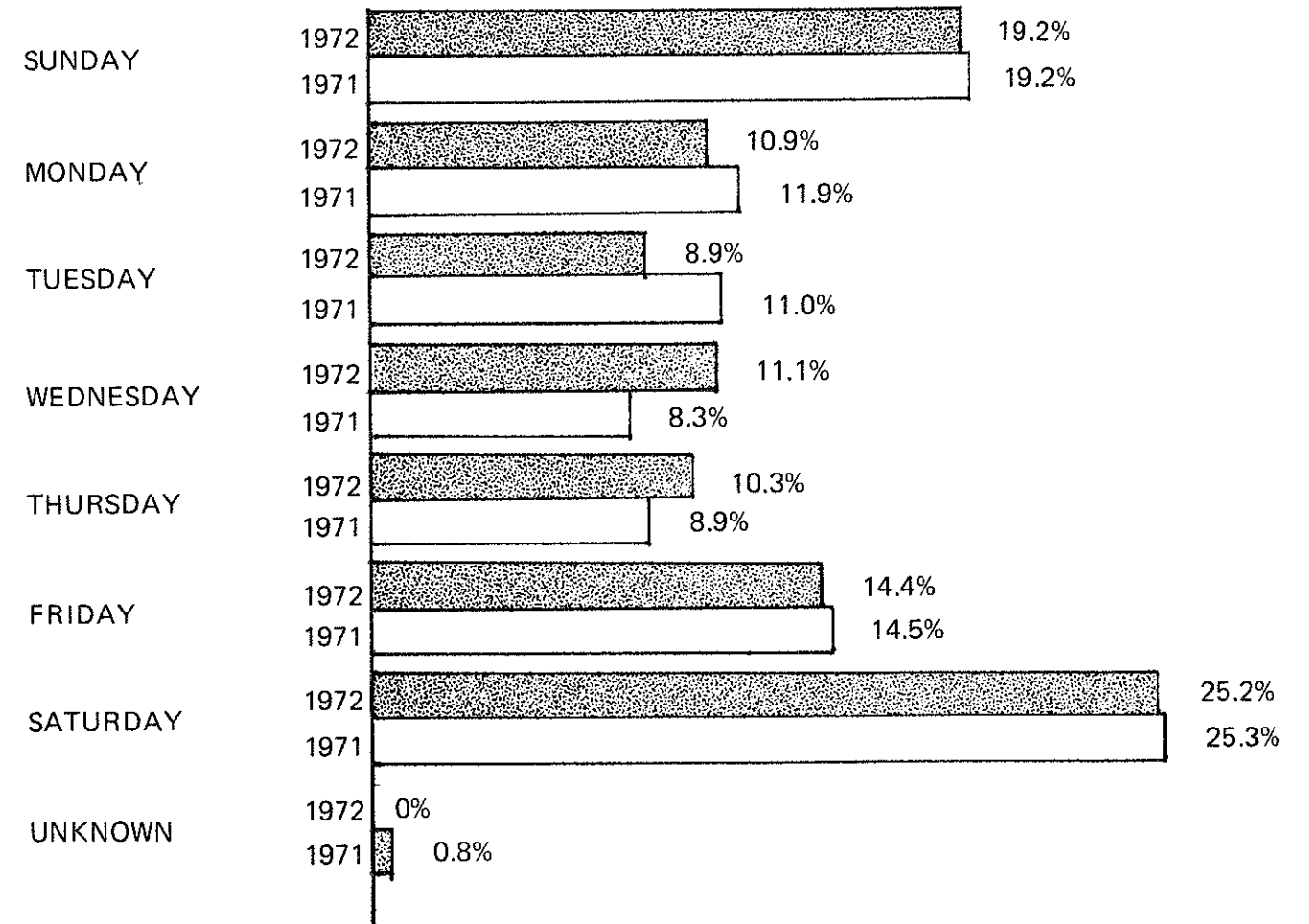
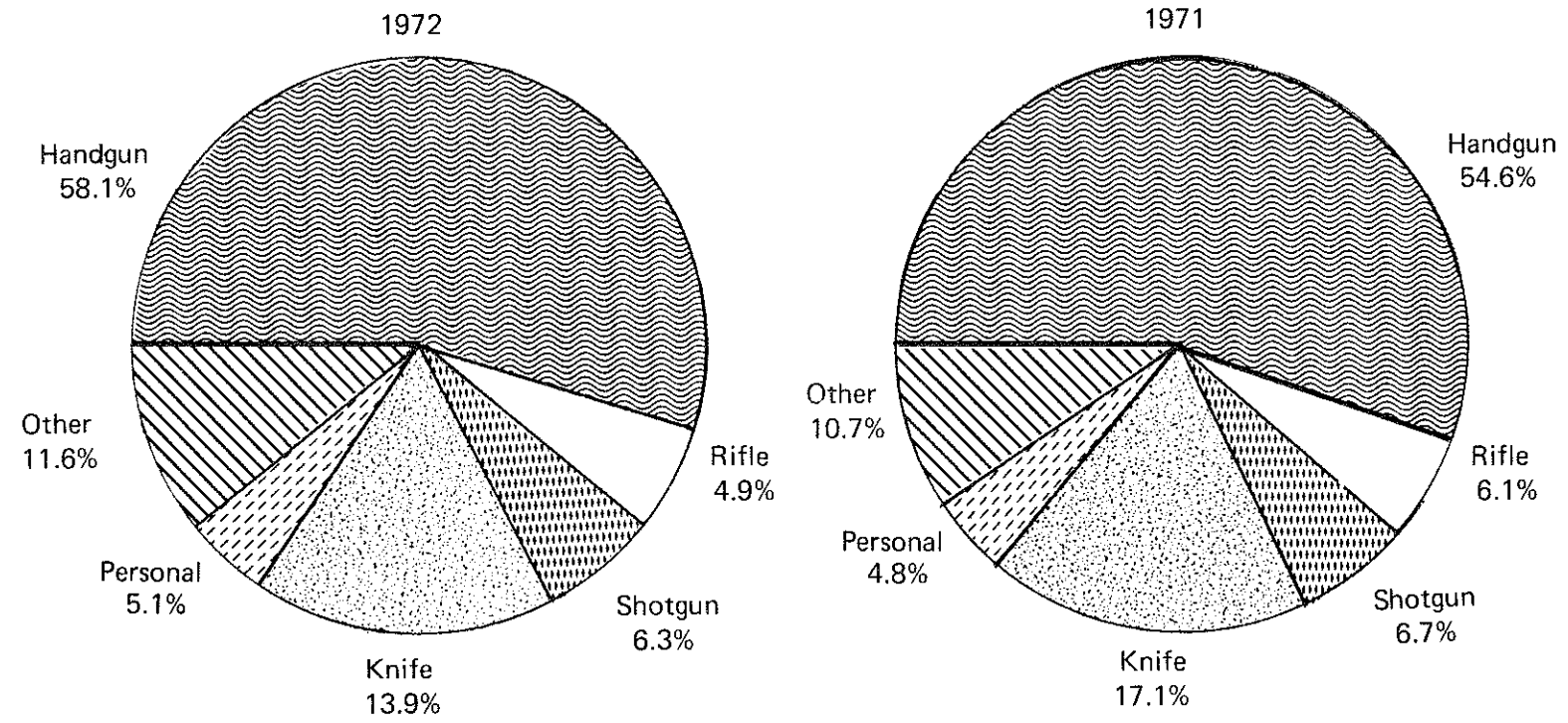
- A total of 932 murders were reported by law enforcement agencies in Florida for the year 1971.
- Murders accounted for 2.4 percent of all violent index crimes and 0.3 percent of all index offenses.
- The murder rate for the reporting period was 13.2 per 100,000 population.
- A total of 840 murders were cleared by arrest or exceptionally cleared, amounting to a 90.1 percent clearance rate statewide.
- The age group accounting for the highest percent of persons arrested for murder, 14.3 percent, occurred in the 25 to 29 age category. Males accounted for 76.9 percent of all persons arrested for murder.
- 30.3 percent of all persons arrested for murder were White, 68.4 percent were Negro and 1.3 percent were of other races.
- 39.2 percent of all murder victims were White, 59.4 percent were Negro and 1.4 percent were of other races. 75.6 percent of all murder victims were male.
- Firearms were employed in 68.1 percent of all reported murders. The use of a knife or other cutting device was involved in 17.1 percent of the murders.
- The murder of one family member by another accounted for 28.0, or 30.6 percent, of all murders. Of these 280 murders, 63.6 percent resulted from one spouse killing the other.
- Lovers quarrels or lovers triangles were involved in 11.6 percent of all murders. Persons killed by felons during the commission of a felony accounted for 6.7 percent of all murders reported.

1972
SUMMARY ANALYSIS

- A total of 924 murders were reported by law enforcement agencies in Florida for the year 1972.
- Murders accounted for 2.3 percent of all violent index crimes and 0.3 percent of all index offenses reported.
- The murder rate for the reporting period was 12.4 per 100,000 population.
- A total of 812 murders were cleared by arrest or exceptionally cleared, amounting to a 87.9 percent clearance rate statewide.
- The age group accounting for the highest percent of persons arrested for murder, 18.5 percent, occurred in the 25-29 age category. Males accounted for 78.3 percent of all persons arrested for murder.
- 32.1 percent of all persons arrested for murder were White, 66.8 percent were Negro and 1.1 percent were of other races.
- 40.9 percent of all murder victims were White, 59.0 percent were Negro and 0.1 percent were of other races. 74.0 percent of all murder victims were male.
- Firearms were employed in 72.3 percent of all reported murders. The use of a knife or other cutting device was involved in 13.9 percent of the murders.
- The murder of one family member by another accounted for 269 or 29.1 percent of all murders. Of these 269 murders 65.4 percent resulted from one spouse killing the other.
- Altercations or quarrels between the victim and perpetrator, including money quarrels, lovers quarrels and drinking quarrels, accounted for 29.4 percent of all murders reported during the year 1972. Specifically, lovers quarrels recorded the highest involvement; accounting for 11.7 percent of the total murders.

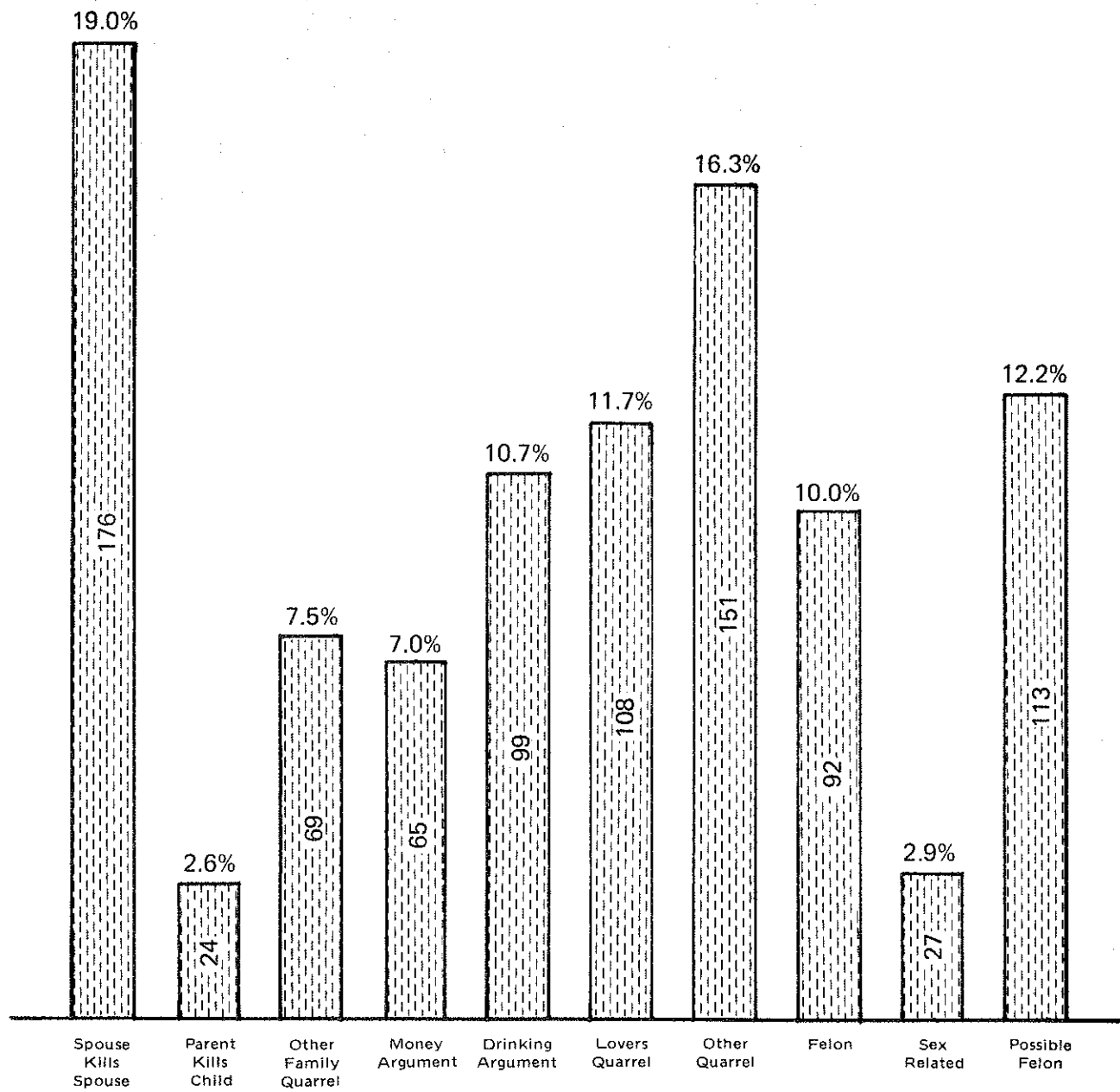
MURDER

PERCENT BY DAY OF THE WEEK *
AND
BY TYPE OF WEAPON USED*



*Percent distributions may not total 100.0 due to rounding.

1972 FLORIDA MURDER ANALYSIS
PERCENT DISTRIBUTION OF VICTIMS BY CIRCUMSTANCE*



*Percent distribution may not total 100.0 due to rounding.

MURDER VICTIMS
BY AGE, SEX, AND RACE
1972

AGE	Number	* Percent Distribution	Sex		Race		
			Male	Female	White	Negro	Indian
Under 1	10	1.1	7	3	7	3	0
1-5	10	1.1	3	7	8	2	0
6-10	5	0.5	3	2	3	2	0
11-14	7	0.8	3	4	4	3	0
15-19	53	5.7	34	19	30	23	0
20-24	107	11.6	71	36	42	65	0
25-29	128	13.9	94	34	37	91	0
30-34	130	14.1	100	30	37	93	0
35-39	109	11.8	88	21	36	73	0
40-44	80	8.7	64	16	27	52	1
45-49	71	7.7	57	14	30	41	0
50-54	63	6.8	50	13	34	29	0
55-59	61	6.6	48	13	27	34	0
60-64	36	3.9	31	5	22	14	0
65-69	21	2.3	15	6	9	12	0
70-74	16	1.7	9	7	11	5	0
75 & Over	17	1.8	7	10	14	3	0
TOTAL For Florida	924	100.0	684	240	378	545	1
PERCENT *			74.0	26.0	40.9	59.0	0.1

*Percent Distributions may not total 100.0 due to rounding.