



INSTRUMENT PROCESSING SHEET

Agency Lee County Sheriff's Office

S/N 80-000939

Florida Department of Law Enforcement

Date In 11/14/2022 DI Completion Date 11/15/2022

Ship P/U H/D CMI EE

Intake, Quality Checks, Flow Calibration, Maintenance, and Notes sections with various checkboxes and data tables.

Calibration Adjustment and Department Inspection sections with tables for gauge and simulator data.

Notes/Suggested Service, Attachments, and signature sections.



Calibration Certificate

Florida Department of Law Enforcement
Alcohol Testing Program
4700 Terminal Drive, Suite 1
Ft. Myers, FL 33907

This is to certify the calibration of Intoxilyzer 8000 serial number 80-000939 , manufactured by CMI, Inc. was calibrated in accordance with FDLE/ATP Form 36 - Department Inspection Procedures - Intoxilyzer 8000.

Serial Number:	<u>80-000939</u>	UNCERTAINTY* ±	
Owning Agency:	<u>LEE COUNTY SO</u>	0.050 g/ 210 L	0.004
Calibration Date:	<u>11/15/2022</u>	0.080 g/ 210 L	0.004
Calibration Time:	<u>08:43</u>	0.200 g/ 210 L	0.007
		0.080 g/ 210 L Dry Gas Control	0.005

All results are reported in g/ 210 L.

Bias is limited by calibration acceptance criteria. All calibration results must be within ± 0.005 or 5%, whichever is greater, of the target alcohol concentration.

*Uncertainty is based on fleet-wide data and is expressed to a 99.73% level of confidence (k=3).

The instrument results before and after any adjustment are found in the associated pre and post stability checks.

TRACEABILITY INFORMATION

This instrument was calibrated using solutions prepared by Alcohol Countermeasure Systems, Inc. (ACS). ACS prepared and certified these CRMs in accordance with ISO 17034 and ISO/ IEC 17025 Standards.

Simulator temperatures are traceable to NIST. Simulator temperatures are checked with NIST traceable digital thermometers calibrated by Precision Metrology in accordance with ISO/ IEC 17025 standards.

Dry gas control measurements are traceable to NIST through the use of CRMs supplied by an accredited CRM supplier. The supplier of dry gas standard controls prepared and certified the CRMs in accordance with ISO Guide 34 and ISO/ IEC 17025 standards.

This document shall not be reproduced except in full, without written approval of the Florida Department of Law Enforcement Alcohol Testing Program.

11/15/2022

Date

DAVID E REYES-RIVERA,
Department Inspector

Florida Department of Law Enforcement Alcohol Testing Program

DEPARTMENT INSPECTION REPORT - INTOXILYZER 8000

Agency: LEE COUNTY SO
Time of Inspection: 08:43

Date of Inspection: 11/15/2022

Serial Number: 80-000939
Software: 8100.27

Check or Test	YES	NO	Check or Test	YES	NO
Diagnostic Check (Pre-Inspection): OK	Yes		Date and/or Time Adjusted		No
Minimum Sample Volume Check: OK	Yes		Barometric Pressure Sensor Check: OK	Yes	
Alcohol Free Subject Test: 0.000	Yes		Mouth Alcohol Test: Slope Not Met	Yes	
Interferent Detect Test: Interferent Detect	Yes		Diagnostic Check (Post-Inspection): OK	Yes	

Alcohol Free Test (g/210L)	0.05g/210L Test (g/210L) Lot#:202201C Exp: 01/11/2024	0.08g/210L Test (g/210L) Lot#:202201D Exp: 01/18/2024	0.20g/210L Test (g/210L) Lot#:202201E Exp: 01/18/2024	0.08 g/210L Dry Gas Std Test (g/210L) Lot#:00521080A2 Exp: 02/05/2023
0.000	0.049	0.078	0.198	0.079
0.000	0.049	0.078	0.199	0.078
0.000	0.049	0.078	0.198	0.078
0.000	0.049	0.078	0.199	0.079
0.000	0.049	0.078	0.199	0.078
0.000	0.050	0.078	0.198	0.079
0.000	0.050	0.078	0.198	0.079
0.000	0.050	0.079	0.198	0.078
0.000	0.049	0.079	0.199	0.078
0.000	0.050	0.079	0.198	0.079


Standard Deviations	0.0005	0.0004	0.0005	0.0005
---------------------	--------	--------	--------	--------

Average Standard Deviation of 0.05, 0.08 and 0.20 g/210L Tests: 0.0004 Number of Simulators Used: 5

Remarks:

The above instrument complies () does not comply () with Chapter 11D-8, FAC.


I certify that I performed this inspection in accordance with the provisions of Chapter 11D-8, FAC.







 Signature and Printed Name

DAVID E. REYES-RIVERA

11/15/2022
 Date

Type of Test	Serial Number	Agency	Date	Performed By
Stabilities	80-000939	Lee County Sheriff's Office	11/15/2022	DERR 

0.05g/210L 0.047 to 0.053 <input checked="" type="checkbox"/>	0.08g/210L 0.077 to 0.083 <input checked="" type="checkbox"/>	0.20g/210L 0.194 to 0.206 <input checked="" type="checkbox"/>	DGS 0.08g/210L 0.077 to 0.083 <input checked="" type="checkbox"/>																																																																																																																																																
<p>LEE COUNTY SO Intoxilyzer - Alcohol Analyzer Model 8000 SN 80-000939 11/15/2022 Software: 8100.27</p> <table border="1"> <thead> <tr> <th>Test</th> <th>g/210L</th> <th>Time</th> </tr> </thead> <tbody> <tr><td>Air Blank</td><td>0.000</td><td>06:47</td></tr> <tr><td>Control Test</td><td>0.048</td><td>06:47</td></tr> <tr><td>Air Blank</td><td>0.000</td><td>06:48</td></tr> <tr><td>Control Test</td><td>0.050</td><td>06:48</td></tr> <tr><td>Air Blank</td><td>0.000</td><td>06:49</td></tr> <tr><td>Control Test</td><td>0.049</td><td>06:50</td></tr> <tr><td>Air Blank</td><td>0.000</td><td>06:50</td></tr> <tr><td colspan="3">Control Test Stats</td></tr> <tr><td>Average</td><td>0.0490</td><td></td></tr> <tr><td>Std Dev</td><td>0.0010</td><td></td></tr> <tr><td>Rel Std Dev(%)</td><td>2.0408</td><td></td></tr> </tbody> </table> <p>Operator's Signature </p>	Test	g/210L	Time	Air Blank	0.000	06:47	Control Test	0.048	06:47	Air Blank	0.000	06:48	Control Test	0.050	06:48	Air Blank	0.000	06:49	Control Test	0.049	06:50	Air Blank	0.000	06:50	Control Test Stats			Average	0.0490		Std Dev	0.0010		Rel Std Dev(%)	2.0408		<p>LEE COUNTY SO Intoxilyzer - Alcohol Analyzer Model 8000 SN 80-000939 11/15/2022 Software: 8100.27</p> <table border="1"> <thead> <tr> <th>Test</th> <th>g/210L</th> <th>Time</th> </tr> </thead> <tbody> <tr><td>Air Blank</td><td>0.000</td><td>06:52</td></tr> <tr><td>Control Test</td><td>0.079</td><td>06:52</td></tr> <tr><td>Air Blank</td><td>0.000</td><td>06:53</td></tr> <tr><td>Control Test</td><td>0.078</td><td>06:54</td></tr> <tr><td>Air Blank</td><td>0.000</td><td>06:54</td></tr> <tr><td>Control Test</td><td>0.077</td><td>06:55</td></tr> <tr><td>Air Blank</td><td>0.000</td><td>06:56</td></tr> <tr><td colspan="3">Control Test Stats</td></tr> <tr><td>Average</td><td>0.0780</td><td></td></tr> <tr><td>Std Dev</td><td>0.0010</td><td></td></tr> <tr><td>Rel Std Dev(%)</td><td>1.2821</td><td></td></tr> </tbody> </table> <p>Operator's Signature </p>	Test	g/210L	Time	Air Blank	0.000	06:52	Control Test	0.079	06:52	Air Blank	0.000	06:53	Control Test	0.078	06:54	Air Blank	0.000	06:54	Control Test	0.077	06:55	Air Blank	0.000	06:56	Control Test Stats			Average	0.0780		Std Dev	0.0010		Rel Std Dev(%)	1.2821		<p>LEE COUNTY SO Intoxilyzer - Alcohol Analyzer Model 8000 SN 80-000939 11/15/2022 Software: 8100.27</p> <table border="1"> <thead> <tr> <th>Test</th> <th>g/210L</th> <th>Time</th> </tr> </thead> <tbody> <tr><td>Air Blank</td><td>0.000</td><td>06:57</td></tr> <tr><td>Control Test</td><td>0.197</td><td>06:57</td></tr> <tr><td>Air Blank</td><td>0.000</td><td>06:58</td></tr> <tr><td>Control Test</td><td>0.199</td><td>06:59</td></tr> <tr><td>Air Blank</td><td>0.000</td><td>06:59</td></tr> <tr><td>Control Test</td><td>0.197</td><td>07:00</td></tr> <tr><td>Air Blank</td><td>0.000</td><td>07:01</td></tr> <tr><td colspan="3">Control Test Stats</td></tr> <tr><td>Average</td><td>0.1977</td><td></td></tr> <tr><td>Std Dev</td><td>0.0012</td><td></td></tr> <tr><td>Rel Std Dev(%)</td><td>0.5842</td><td></td></tr> </tbody> </table> <p>Operator's Signature </p>	Test	g/210L	Time	Air Blank	0.000	06:57	Control Test	0.197	06:57	Air Blank	0.000	06:58	Control Test	0.199	06:59	Air Blank	0.000	06:59	Control Test	0.197	07:00	Air Blank	0.000	07:01	Control Test Stats			Average	0.1977		Std Dev	0.0012		Rel Std Dev(%)	0.5842		<p>LEE COUNTY SO Intoxilyzer - Alcohol Analyzer Model 8000 SN 80-000939 11/15/2022 Software: 8100.27</p> <table border="1"> <thead> <tr> <th>Test</th> <th>g/210L</th> <th>Time</th> </tr> </thead> <tbody> <tr><td>Air Blank</td><td>0.000</td><td>07:01</td></tr> <tr><td>Control Test</td><td>0.078</td><td>07:02</td></tr> <tr><td>Air Blank</td><td>0.000</td><td>07:02</td></tr> <tr><td>Control Test</td><td>0.078</td><td>07:03</td></tr> <tr><td>Air Blank</td><td>0.000</td><td>07:03</td></tr> <tr><td>Control Test</td><td>0.079</td><td>07:03</td></tr> <tr><td>Air Blank</td><td>0.000</td><td>07:04</td></tr> <tr><td colspan="3">Control Test Stats</td></tr> <tr><td>Average</td><td>0.0783</td><td></td></tr> <tr><td>Std Dev</td><td>0.0006</td><td></td></tr> <tr><td>Rel Std Dev(%)</td><td>0.7370</td><td></td></tr> </tbody> </table> <p>Operator's Signature </p>	Test	g/210L	Time	Air Blank	0.000	07:01	Control Test	0.078	07:02	Air Blank	0.000	07:02	Control Test	0.078	07:03	Air Blank	0.000	07:03	Control Test	0.079	07:03	Air Blank	0.000	07:04	Control Test Stats			Average	0.0783		Std Dev	0.0006		Rel Std Dev(%)	0.7370	
Test	g/210L	Time																																																																																																																																																	
Air Blank	0.000	06:47																																																																																																																																																	
Control Test	0.048	06:47																																																																																																																																																	
Air Blank	0.000	06:48																																																																																																																																																	
Control Test	0.050	06:48																																																																																																																																																	
Air Blank	0.000	06:49																																																																																																																																																	
Control Test	0.049	06:50																																																																																																																																																	
Air Blank	0.000	06:50																																																																																																																																																	
Control Test Stats																																																																																																																																																			
Average	0.0490																																																																																																																																																		
Std Dev	0.0010																																																																																																																																																		
Rel Std Dev(%)	2.0408																																																																																																																																																		
Test	g/210L	Time																																																																																																																																																	
Air Blank	0.000	06:52																																																																																																																																																	
Control Test	0.079	06:52																																																																																																																																																	
Air Blank	0.000	06:53																																																																																																																																																	
Control Test	0.078	06:54																																																																																																																																																	
Air Blank	0.000	06:54																																																																																																																																																	
Control Test	0.077	06:55																																																																																																																																																	
Air Blank	0.000	06:56																																																																																																																																																	
Control Test Stats																																																																																																																																																			
Average	0.0780																																																																																																																																																		
Std Dev	0.0010																																																																																																																																																		
Rel Std Dev(%)	1.2821																																																																																																																																																		
Test	g/210L	Time																																																																																																																																																	
Air Blank	0.000	06:57																																																																																																																																																	
Control Test	0.197	06:57																																																																																																																																																	
Air Blank	0.000	06:58																																																																																																																																																	
Control Test	0.199	06:59																																																																																																																																																	
Air Blank	0.000	06:59																																																																																																																																																	
Control Test	0.197	07:00																																																																																																																																																	
Air Blank	0.000	07:01																																																																																																																																																	
Control Test Stats																																																																																																																																																			
Average	0.1977																																																																																																																																																		
Std Dev	0.0012																																																																																																																																																		
Rel Std Dev(%)	0.5842																																																																																																																																																		
Test	g/210L	Time																																																																																																																																																	
Air Blank	0.000	07:01																																																																																																																																																	
Control Test	0.078	07:02																																																																																																																																																	
Air Blank	0.000	07:02																																																																																																																																																	
Control Test	0.078	07:03																																																																																																																																																	
Air Blank	0.000	07:03																																																																																																																																																	
Control Test	0.079	07:03																																																																																																																																																	
Air Blank	0.000	07:04																																																																																																																																																	
Control Test Stats																																																																																																																																																			
Average	0.0783																																																																																																																																																		
Std Dev	0.0006																																																																																																																																																		
Rel Std Dev(%)	0.7370																																																																																																																																																		