



INSTRUMENT PROCESSING SHEET

Agency Sarasota CSOS/N 80-001344Florida Department of
Law EnforcementDate In 09/21/2020DI Completion Date 09/23/2020 Ship P/U H/D CMI EE

| Intake Performed By <u>TDG</u> <input checked="" type="checkbox"/> Annual <input type="checkbox"/> Registration <input type="checkbox"/> Return from CMI / EE Visual Inspection: <input checked="" type="checkbox"/> Case <input checked="" type="checkbox"/> Handle <input checked="" type="checkbox"/> Keyboard <input checked="" type="checkbox"/> Dry Gas Shelf <input checked="" type="checkbox"/> Feet <input checked="" type="checkbox"/> Breath Tube <input checked="" type="checkbox"/> Ports <input checked="" type="checkbox"/> Screws Tight Other Equipment/ Accessories: <input type="checkbox"/> Power cord <input type="checkbox"/> Printer Cable <input checked="" type="checkbox"/> Static Bag <input type="checkbox"/> 12V DC Cable Notes: _____ _____ _____ | Quality Checks Performed By <u>TDG</u> <input checked="" type="checkbox"/> Breath Tube Screen <input checked="" type="checkbox"/> Replace External O-Rings <input checked="" type="checkbox"/> Instrument Set Up Verified <input checked="" type="checkbox"/> R-Value <u>213</u> <input checked="" type="checkbox"/> Flow Verification (L/s) Flow Column # <u>ATP106</u> 32 mm <u>0.160</u> (.139 - .169) 36 mm <u>0.171</u> (.156 - .190) 53 mm <u>0.246</u> (.228 - .278) 103 mm <u>0.519</u> (.447 - .547) <input checked="" type="checkbox"/> Barometric Pressure Check Gauge ID # <u>68639</u> <input checked="" type="checkbox"/> Stability Checks <table border="1" style="width:100%; border-collapse: collapse;"> <thead> <tr> <th>Simulator</th> <th>Serial #</th> <th>Lot #/Exp</th> </tr> </thead> <tbody> <tr> <td>0.050</td> <td>MP5092</td> <td>201905A 05/14/2021</td> </tr> <tr> <td>0.080</td> <td>MP5093</td> <td>201905B 05/14/2021</td> </tr> <tr> <td>0.200</td> <td>MP5094</td> <td>201904D 04/30/2021</td> </tr> <tr> <td>0.080 DGS</td> <td>N/A</td> <td>AG931603 11/12/2021</td> </tr> </tbody> </table> | Simulator | Serial # | Lot #/Exp | 0.050 | MP5092 | 201905A 05/14/2021 | 0.080 | MP5093 | 201905B 05/14/2021 | 0.200 | MP5094 | 201904D 04/30/2021 | 0.080 DGS | N/A | AG931603 11/12/2021 | Flow Calibration Performed By _____ Flow Column # _____ <input type="checkbox"/> 5L/min - 17mm <input type="checkbox"/> 15L/min - 53mm <input type="checkbox"/> 30L/min - 103mm <input type="checkbox"/> R-Value _____ <input type="checkbox"/> Post Calibration Verification (L/s) Flow Column # _____ 32 mm _____ (.139 - .169) 36 mm _____ (.156 - .190) 53 mm _____ (.228 - .278) 103 mm _____ (.447 - .547) Maintenance Performed By _____ <input type="checkbox"/> Battery Replacement <input type="checkbox"/> Dry Gas Regulator Replacement <input type="checkbox"/> Breath Tube Replacement <input type="checkbox"/> Other _____ Temperature Checks Performed By <u>TDC</u> <input checked="" type="checkbox"/> Lab Temp °C <u>21.63</u> External Digital Therm. ID#: <u>300504</u> <input checked="" type="checkbox"/> 34°C +/-2 Serial #: <u>MP5092</u> <input checked="" type="checkbox"/> 34°C +/-2 Serial #: <u>MP5093</u> <input checked="" type="checkbox"/> 34°C +/-2 Serial #: <u>MP5094</u> | | | | | | | | | | | | | | | | | | | | | | | | | | | | | | | | | |
|---|---|------------------------|------------|---------------|------------|------------|-----------------------|--------|--------|-----------------------|-------|--------|-----------------------|-----------|-------|------------------------|---|--|-------|--|--|--|-------|--|--|--|-----------|-----|--|--|-----------|---------------|------------|------------|-------|--|--|--|-------|--|--|--|-------|--|--|--|-----------|-----|--|--|
| Simulator | Serial # | Lot #/Exp | | | | | | | | | | | | | | | | | | | | | | | | | | | | | | | | | | | | | | | | | | | | | | | | |
| 0.050 | MP5092 | 201905A 05/14/2021 | | | | | | | | | | | | | | | | | | | | | | | | | | | | | | | | | | | | | | | | | | | | | | | | |
| 0.080 | MP5093 | 201905B 05/14/2021 | | | | | | | | | | | | | | | | | | | | | | | | | | | | | | | | | | | | | | | | | | | | | | | | |
| 0.200 | MP5094 | 201904D 04/30/2021 | | | | | | | | | | | | | | | | | | | | | | | | | | | | | | | | | | | | | | | | | | | | | | | | |
| 0.080 DGS | N/A | AG931603 11/12/2021 | | | | | | | | | | | | | | | | | | | | | | | | | | | | | | | | | | | | | | | | | | | | | | | | |
| Final Release Date FDLE Alcohol Testing Program Digitally signed by FDLE Alcohol Testing Program Date: 2020.09.24 01:00:16 -04'00' | Calibration Adjustment Performed By _____ ID # _____ Barometric Pressure Gauge _____ <table border="1" style="width:100%; border-collapse: collapse;"> <thead> <tr> <th>Simulator</th> <th>Serial Number</th> <th>Lot Number</th> <th>Expiration</th> </tr> </thead> <tbody> <tr> <td>0.000</td> <td></td> <td>N/A</td> <td>N/A</td> </tr> <tr> <td>0.040</td> <td></td> <td></td> <td></td> </tr> <tr> <td>0.100</td> <td></td> <td></td> <td></td> </tr> <tr> <td>0.200</td> <td></td> <td></td> <td></td> </tr> <tr> <td>0.300</td> <td></td> <td></td> <td></td> </tr> <tr> <td>0.080 DGS</td> <td>N/A</td> <td></td> <td></td> </tr> </tbody> </table> <input type="checkbox"/> Post Calibration Adjustment Stability Checks <table border="1" style="width:100%; border-collapse: collapse;"> <thead> <tr> <th>Simulator</th> <th>Serial Number</th> <th>Lot Number</th> <th>Expiration</th> </tr> </thead> <tbody> <tr> <td>0.050</td> <td></td> <td></td> <td></td> </tr> <tr> <td>0.080</td> <td></td> <td></td> <td></td> </tr> <tr> <td>0.200</td> <td></td> <td></td> <td></td> </tr> <tr> <td>0.080 DGS</td> <td>N/A</td> <td></td> <td></td> </tr> </tbody> </table> | | Simulator | Serial Number | Lot Number | Expiration | 0.000 | | N/A | N/A | 0.040 | | | | 0.100 | | | | 0.200 | | | | 0.300 | | | | 0.080 DGS | N/A | | | Simulator | Serial Number | Lot Number | Expiration | 0.050 | | | | 0.080 | | | | 0.200 | | | | 0.080 DGS | N/A | | |
| Simulator | Serial Number | Lot Number | Expiration | | | | | | | | | | | | | | | | | | | | | | | | | | | | | | | | | | | | | | | | | | | | | | | |
| 0.000 | | N/A | N/A | | | | | | | | | | | | | | | | | | | | | | | | | | | | | | | | | | | | | | | | | | | | | | | |
| 0.040 | | | | | | | | | | | | | | | | | | | | | | | | | | | | | | | | | | | | | | | | | | | | | | | | | | |
| 0.100 | | | | | | | | | | | | | | | | | | | | | | | | | | | | | | | | | | | | | | | | | | | | | | | | | | |
| 0.200 | | | | | | | | | | | | | | | | | | | | | | | | | | | | | | | | | | | | | | | | | | | | | | | | | | |
| 0.300 | | | | | | | | | | | | | | | | | | | | | | | | | | | | | | | | | | | | | | | | | | | | | | | | | | |
| 0.080 DGS | N/A | | | | | | | | | | | | | | | | | | | | | | | | | | | | | | | | | | | | | | | | | | | | | | | | | |
| Simulator | Serial Number | Lot Number | Expiration | | | | | | | | | | | | | | | | | | | | | | | | | | | | | | | | | | | | | | | | | | | | | | | |
| 0.050 | | | | | | | | | | | | | | | | | | | | | | | | | | | | | | | | | | | | | | | | | | | | | | | | | | |
| 0.080 | | | | | | | | | | | | | | | | | | | | | | | | | | | | | | | | | | | | | | | | | | | | | | | | | | |
| 0.200 | | | | | | | | | | | | | | | | | | | | | | | | | | | | | | | | | | | | | | | | | | | | | | | | | | |
| 0.080 DGS | N/A | | | | | | | | | | | | | | | | | | | | | | | | | | | | | | | | | | | | | | | | | | | | | | | | | |
| Notes/Suggested Service: _____ _____ _____ _____ _____ | Department Inspection Performed By <u>MH</u> Barometric Pressure ID# <u>28199</u> Gauge <u>1015</u> Instrument <u>1015</u> Mouth Alcohol Solution Lot # <u>2020-A</u> Acetone Stock Solution Lot # <u>2019-A</u> <table border="1" style="width:100%; border-collapse: collapse;"> <thead> <tr> <th>Simulator</th> <th>Serial Number</th> </tr> </thead> <tbody> <tr> <td>0.000</td> <td>SD1014</td> </tr> <tr> <td>Interferent</td> <td>SD1015</td> </tr> <tr> <td>0.050</td> <td>MP5092</td> </tr> <tr> <td>0.080</td> <td>MP5093</td> </tr> <tr> <td>0.200</td> <td>MP5094</td> </tr> </tbody> </table> Attachments <input checked="" type="checkbox"/> Form 41 <input type="checkbox"/> Post-Stability Checks <input checked="" type="checkbox"/> Stability Checks <input type="checkbox"/> Flow Calibration <input checked="" type="checkbox"/> Calibration Certificate <input type="checkbox"/> Form 40 <input type="checkbox"/> Calibration Adjustment <input type="checkbox"/> Other _____ <input checked="" type="checkbox"/> Instrument Complies with Chapter 11D-8, FAC <input type="checkbox"/> Instrument Does Not Comply with Chapter 11D-8, FAC <input checked="" type="checkbox"/> Return to/Place into Evidentiary Use <input type="checkbox"/> Remain Out of Evidentiary Use <input checked="" type="checkbox"/> Conduct an Agency Inspection Before Evidentiary Use David Eliezer Reyes Rivera Digitally signed by David Eliezer Reyes Rivera Date: 2020.09.23 12:54:04 -04'00' Tech Review / Date _____ Admin Review / Date <u>2020.09.24 00:55:53 -04'00'</u> | | Simulator | Serial Number | 0.000 | SD1014 | Interferent | SD1015 | 0.050 | MP5092 | 0.080 | MP5093 | 0.200 | MP5094 | | | | | | | | | | | | | | | | | | | | | | | | | | | | | | | | | | | | |
| Simulator | Serial Number | | | | | | | | | | | | | | | | | | | | | | | | | | | | | | | | | | | | | | | | | | | | | | | | | |
| 0.000 | SD1014 | | | | | | | | | | | | | | | | | | | | | | | | | | | | | | | | | | | | | | | | | | | | | | | | | |
| Interferent | SD1015 | | | | | | | | | | | | | | | | | | | | | | | | | | | | | | | | | | | | | | | | | | | | | | | | | |
| 0.050 | MP5092 | | | | | | | | | | | | | | | | | | | | | | | | | | | | | | | | | | | | | | | | | | | | | | | | | |
| 0.080 | MP5093 | | | | | | | | | | | | | | | | | | | | | | | | | | | | | | | | | | | | | | | | | | | | | | | | | |
| 0.200 | MP5094 | | | | | | | | | | | | | | | | | | | | | | | | | | | | | | | | | | | | | | | | | | | | | | | | | |

Florida Department of Law Enforcement Alcohol Testing Program

DEPARTMENT INSPECTION REPORT - INTOXILYZER 8000

Agency: SARASOTA COUNTY SO
Time of Inspection: 11:35

Date of Inspection: 09/23/2020

Serial Number: 80-001344
Software: 8100.27

| Check or Test | YES | NO | Check or Test | YES | NO |
|---|-----|----|--|-----|----|
| Diagnostic Check (Pre-Inspection): OK | Yes | | Date and/or Time Adjusted | | No |
| Minimum Sample Volume Check: OK | Yes | | Barometric Pressure Sensor Check: OK | Yes | |
| Alcohol Free Subject Test: 0.000 | Yes | | Mouth Alcohol Test: Slope Not Met | Yes | |
| Interferent Detect Test: Interferent Detect | Yes | | Diagnostic Check (Post-Inspection): OK | Yes | |

| Alcohol Free Test (g/210L) | 0.05g/210L Test (g/210L) Lot#:201905A Exp: 05/14/2021 | 0.08g/210L Test (g/210L) Lot#:201905B Exp: 05/14/2021 | 0.20g/210L Test (g/210L) Lot#:201904D Exp: 04/30/2021 | 0.08 g/210L Dry Gas Std Test (g/210L) Lot#:AG003005 Exp: 01/30/2022 |
|----------------------------|---|---|---|---|
| 0.000 | 0.000 / 0.048 | 0.078 | 0.199 | 0.079 |
| 0.000 | 0.000 / 0.048 | 0.078 | 0.201 | 0.079 |
| 0.000 | 0.000 / 0.049 | 0.078 | 0.200 | 0.079 |
| 0.000 | 0.000 / 0.049 | 0.079 | 0.200 | 0.079 |
| 0.000 | 0.000 / 0.049 | 0.079 | 0.200 | 0.079 |
| 0.000 | 0.000 / 0.049 | 0.079 | 0.200 | 0.079 |
| 0.000 | 0.000 / 0.049 | 0.078 | 0.200 | 0.079 |
| 0.000 | 0.000 / 0.049 | 0.079 | 0.200 | 0.079 |
| 0.000 | 0.000 / 0.049 | 0.079 | 0.200 | 0.079 |
| 0.000 | 0.000 / 0.049 | 0.078 | 0.200 | 0.079 |


| | | | | |
|---------------------|-----------------|--------|--------|--------|
| Standard Deviations | 0.0000 / 0.0004 | 0.0005 | 0.0004 | 0.0000 |
|---------------------|-----------------|--------|--------|--------|

Average Standard Deviation of 0.05, 0.08 and 0.20 g/210L Tests: 0.0003 Number of Simulators Used: 5

Remarks:
05: Control Outside Tolerance SIM NOT CONNECTED

The above instrument complies () does not comply () with Chapter 11D-8, FAC.

I certify that I performed this inspection in accordance with the provisions of Chapter 11D-8, FAC.







MICHAEL D HAUGHEY

Signature and Printed Name


09/23/2020
Date


DERR
Digitally signed
by DERR
Date: 2020.09.23
12:53:29 -04'00'

| | | | | |
|--------------|---------------|-------------|------------|--------------|
| Type of Test | Serial Number | Agency | Date | Performed By |
| Stabilities | 80-001344 | Sarasota SO | 09/22/2020 | TDG MG |

| 0.05g/210L | 0.08g/210L | 0.20g/210L | DGS 0.08g/210L | | | | | | | | | | | | | | | | | | | | | | | | | | | | | | | | | | | | | | | | | | | | | | | | | | | | | | | | | | | | | | | | | | | | | | | | | | | | | | | | | | | | | | | | | | | | | | | | | | | | | | | | | | | | | | | | | | | | | | | | | | | | | | | | | | | | | | | | | | | | | | | | |
|--|---|---|---|-----------|-------|-------|--------------|-------|-------|-----------|-------|-------|--------------|-------|-------|-----------|-------|-------|--------------|-------|-------|-----------|-------|-------|--------------------|--|--|---------|--------|--|---------|--------|--|----------------|--------|--|--|------|--------|------|-----------|-------|-------|--------------|-------|-------|-----------|-------|-------|--------------|-------|-------|-----------|-------|-------|--------------|-------|-------|-----------|-------|-------|--------------------|--|--|---------|--------|--|---------|--------|--|----------------|--------|--|--|------|--------|------|-----------|-------|-------|--------------|-------|-------|-----------|-------|-------|--------------|-------|-------|-----------|-------|-------|--------------|-------|-------|-----------|-------|-------|--------------------|--|--|---------|--------|--|---------|--------|--|----------------|--------|--|---|------|--------|------|-----------|-------|-------|--------------|-------|-------|-----------|-------|-------|--------------|-------|-------|-----------|-------|-------|--------------|-------|-------|-----------|-------|-------|--------------------|--|--|---------|--------|--|---------|--------|--|----------------|--------|--|
| 0.047 to 0.053 | 0.077 to 0.083 | 0.194 to 0.206 | 0.077 to 0.083 | | | | | | | | | | | | | | | | | | | | | | | | | | | | | | | | | | | | | | | | | | | | | | | | | | | | | | | | | | | | | | | | | | | | | | | | | | | | | | | | | | | | | | | | | | | | | | | | | | | | | | | | | | | | | | | | | | | | | | | | | | | | | | | | | | | | | | | | | | | | | | | | |
| <p>SARASOTA COUNTY SO Intoxilyzer - Alcohol Analyzer Model: 8000 SN 80-001344 09/22/2020 Software: 8100.27</p> <table border="1"> <thead> <tr> <th>Test</th> <th>g/210L</th> <th>Time</th> </tr> </thead> <tbody> <tr><td>Air Blank</td><td>0.000</td><td>11:03</td></tr> <tr><td>Control Test</td><td>0.049</td><td>11:04</td></tr> <tr><td>Air Blank</td><td>0.000</td><td>11:04</td></tr> <tr><td>Control Test</td><td>0.049</td><td>11:05</td></tr> <tr><td>Air Blank</td><td>0.000</td><td>11:06</td></tr> <tr><td>Control Test</td><td>0.049</td><td>11:06</td></tr> <tr><td>Air Blank</td><td>0.000</td><td>11:07</td></tr> <tr><td>Control Test Stats</td><td></td><td></td></tr> <tr><td>Average</td><td>0.0490</td><td></td></tr> <tr><td>Std Dev</td><td>0.0000</td><td></td></tr> <tr><td>Rel Std Dev(%)</td><td>0.0000</td><td></td></tr> </tbody> </table> | Test | g/210L | Time | Air Blank | 0.000 | 11:03 | Control Test | 0.049 | 11:04 | Air Blank | 0.000 | 11:04 | Control Test | 0.049 | 11:05 | Air Blank | 0.000 | 11:06 | Control Test | 0.049 | 11:06 | Air Blank | 0.000 | 11:07 | Control Test Stats | | | Average | 0.0490 | | Std Dev | 0.0000 | | Rel Std Dev(%) | 0.0000 | | <p>SARASOTA COUNTY SO Intoxilyzer - Alcohol Analyzer Model: 8000 SN 80-001344 09/22/2020 Software: 8100.27</p> <table border="1"> <thead> <tr> <th>Test</th> <th>g/210L</th> <th>Time</th> </tr> </thead> <tbody> <tr><td>Air Blank</td><td>0.000</td><td>11:10</td></tr> <tr><td>Control Test</td><td>0.079</td><td>11:11</td></tr> <tr><td>Air Blank</td><td>0.000</td><td>11:12</td></tr> <tr><td>Control Test</td><td>0.078</td><td>11:12</td></tr> <tr><td>Air Blank</td><td>0.000</td><td>11:13</td></tr> <tr><td>Control Test</td><td>0.079</td><td>11:14</td></tr> <tr><td>Air Blank</td><td>0.000</td><td>11:14</td></tr> <tr><td>Control Test Stats</td><td></td><td></td></tr> <tr><td>Average</td><td>0.0787</td><td></td></tr> <tr><td>Std Dev</td><td>0.0006</td><td></td></tr> <tr><td>Rel Std Dev(%)</td><td>0.7339</td><td></td></tr> </tbody> </table> | Test | g/210L | Time | Air Blank | 0.000 | 11:10 | Control Test | 0.079 | 11:11 | Air Blank | 0.000 | 11:12 | Control Test | 0.078 | 11:12 | Air Blank | 0.000 | 11:13 | Control Test | 0.079 | 11:14 | Air Blank | 0.000 | 11:14 | Control Test Stats | | | Average | 0.0787 | | Std Dev | 0.0006 | | Rel Std Dev(%) | 0.7339 | | <p>SARASOTA COUNTY SO Intoxilyzer - Alcohol Analyzer Model: 8000 SN 80-001344 09/22/2020 Software: 8100.27</p> <table border="1"> <thead> <tr> <th>Test</th> <th>g/210L</th> <th>Time</th> </tr> </thead> <tbody> <tr><td>Air Blank</td><td>0.000</td><td>11:17</td></tr> <tr><td>Control Test</td><td>0.199</td><td>11:18</td></tr> <tr><td>Air Blank</td><td>0.000</td><td>11:19</td></tr> <tr><td>Control Test</td><td>0.198</td><td>11:19</td></tr> <tr><td>Air Blank</td><td>0.000</td><td>11:20</td></tr> <tr><td>Control Test</td><td>0.198</td><td>11:20</td></tr> <tr><td>Air Blank</td><td>0.000</td><td>11:21</td></tr> <tr><td>Control Test Stats</td><td></td><td></td></tr> <tr><td>Average</td><td>0.1983</td><td></td></tr> <tr><td>Std Dev</td><td>0.0006</td><td></td></tr> <tr><td>Rel Std Dev(%)</td><td>0.2911</td><td></td></tr> </tbody> </table> | Test | g/210L | Time | Air Blank | 0.000 | 11:17 | Control Test | 0.199 | 11:18 | Air Blank | 0.000 | 11:19 | Control Test | 0.198 | 11:19 | Air Blank | 0.000 | 11:20 | Control Test | 0.198 | 11:20 | Air Blank | 0.000 | 11:21 | Control Test Stats | | | Average | 0.1983 | | Std Dev | 0.0006 | | Rel Std Dev(%) | 0.2911 | | <p>SARASOTA COUNTY SO Intoxilyzer - Alcohol Analyzer Model: 8000 SN 80-001344 09/22/2020 Software: 8100.27</p> <p>DGS</p> <table border="1"> <thead> <tr> <th>Test</th> <th>g/210L</th> <th>Time</th> </tr> </thead> <tbody> <tr><td>Air Blank</td><td>0.000</td><td>11:23</td></tr> <tr><td>Control Test</td><td>0.079</td><td>11:23</td></tr> <tr><td>Air Blank</td><td>0.000</td><td>11:24</td></tr> <tr><td>Control Test</td><td>0.081</td><td>11:24</td></tr> <tr><td>Air Blank</td><td>0.000</td><td>11:24</td></tr> <tr><td>Control Test</td><td>0.080</td><td>11:25</td></tr> <tr><td>Air Blank</td><td>0.000</td><td>11:25</td></tr> <tr><td>Control Test Stats</td><td></td><td></td></tr> <tr><td>Average</td><td>0.0800</td><td></td></tr> <tr><td>Std Dev</td><td>0.0010</td><td></td></tr> <tr><td>Rel Std Dev(%)</td><td>1.2500</td><td></td></tr> </tbody> </table> | Test | g/210L | Time | Air Blank | 0.000 | 11:23 | Control Test | 0.079 | 11:23 | Air Blank | 0.000 | 11:24 | Control Test | 0.081 | 11:24 | Air Blank | 0.000 | 11:24 | Control Test | 0.080 | 11:25 | Air Blank | 0.000 | 11:25 | Control Test Stats | | | Average | 0.0800 | | Std Dev | 0.0010 | | Rel Std Dev(%) | 1.2500 | |
| Test | g/210L | Time | | | | | | | | | | | | | | | | | | | | | | | | | | | | | | | | | | | | | | | | | | | | | | | | | | | | | | | | | | | | | | | | | | | | | | | | | | | | | | | | | | | | | | | | | | | | | | | | | | | | | | | | | | | | | | | | | | | | | | | | | | | | | | | | | | | | | | | | | | | | | | | | | |
| Air Blank | 0.000 | 11:03 | | | | | | | | | | | | | | | | | | | | | | | | | | | | | | | | | | | | | | | | | | | | | | | | | | | | | | | | | | | | | | | | | | | | | | | | | | | | | | | | | | | | | | | | | | | | | | | | | | | | | | | | | | | | | | | | | | | | | | | | | | | | | | | | | | | | | | | | | | | | | | | | | |
| Control Test | 0.049 | 11:04 | | | | | | | | | | | | | | | | | | | | | | | | | | | | | | | | | | | | | | | | | | | | | | | | | | | | | | | | | | | | | | | | | | | | | | | | | | | | | | | | | | | | | | | | | | | | | | | | | | | | | | | | | | | | | | | | | | | | | | | | | | | | | | | | | | | | | | | | | | | | | | | | | |
| Air Blank | 0.000 | 11:04 | | | | | | | | | | | | | | | | | | | | | | | | | | | | | | | | | | | | | | | | | | | | | | | | | | | | | | | | | | | | | | | | | | | | | | | | | | | | | | | | | | | | | | | | | | | | | | | | | | | | | | | | | | | | | | | | | | | | | | | | | | | | | | | | | | | | | | | | | | | | | | | | | |
| Control Test | 0.049 | 11:05 | | | | | | | | | | | | | | | | | | | | | | | | | | | | | | | | | | | | | | | | | | | | | | | | | | | | | | | | | | | | | | | | | | | | | | | | | | | | | | | | | | | | | | | | | | | | | | | | | | | | | | | | | | | | | | | | | | | | | | | | | | | | | | | | | | | | | | | | | | | | | | | | | |
| Air Blank | 0.000 | 11:06 | | | | | | | | | | | | | | | | | | | | | | | | | | | | | | | | | | | | | | | | | | | | | | | | | | | | | | | | | | | | | | | | | | | | | | | | | | | | | | | | | | | | | | | | | | | | | | | | | | | | | | | | | | | | | | | | | | | | | | | | | | | | | | | | | | | | | | | | | | | | | | | | | |
| Control Test | 0.049 | 11:06 | | | | | | | | | | | | | | | | | | | | | | | | | | | | | | | | | | | | | | | | | | | | | | | | | | | | | | | | | | | | | | | | | | | | | | | | | | | | | | | | | | | | | | | | | | | | | | | | | | | | | | | | | | | | | | | | | | | | | | | | | | | | | | | | | | | | | | | | | | | | | | | | | |
| Air Blank | 0.000 | 11:07 | | | | | | | | | | | | | | | | | | | | | | | | | | | | | | | | | | | | | | | | | | | | | | | | | | | | | | | | | | | | | | | | | | | | | | | | | | | | | | | | | | | | | | | | | | | | | | | | | | | | | | | | | | | | | | | | | | | | | | | | | | | | | | | | | | | | | | | | | | | | | | | | | |
| Control Test Stats | | | | | | | | | | | | | | | | | | | | | | | | | | | | | | | | | | | | | | | | | | | | | | | | | | | | | | | | | | | | | | | | | | | | | | | | | | | | | | | | | | | | | | | | | | | | | | | | | | | | | | | | | | | | | | | | | | | | | | | | | | | | | | | | | | | | | | | | | | | | | | | | | | | |
| Average | 0.0490 | | | | | | | | | | | | | | | | | | | | | | | | | | | | | | | | | | | | | | | | | | | | | | | | | | | | | | | | | | | | | | | | | | | | | | | | | | | | | | | | | | | | | | | | | | | | | | | | | | | | | | | | | | | | | | | | | | | | | | | | | | | | | | | | | | | | | | | | | | | | | | | | | | |
| Std Dev | 0.0000 | | | | | | | | | | | | | | | | | | | | | | | | | | | | | | | | | | | | | | | | | | | | | | | | | | | | | | | | | | | | | | | | | | | | | | | | | | | | | | | | | | | | | | | | | | | | | | | | | | | | | | | | | | | | | | | | | | | | | | | | | | | | | | | | | | | | | | | | | | | | | | | | | | |
| Rel Std Dev(%) | 0.0000 | | | | | | | | | | | | | | | | | | | | | | | | | | | | | | | | | | | | | | | | | | | | | | | | | | | | | | | | | | | | | | | | | | | | | | | | | | | | | | | | | | | | | | | | | | | | | | | | | | | | | | | | | | | | | | | | | | | | | | | | | | | | | | | | | | | | | | | | | | | | | | | | | | |
| Test | g/210L | Time | | | | | | | | | | | | | | | | | | | | | | | | | | | | | | | | | | | | | | | | | | | | | | | | | | | | | | | | | | | | | | | | | | | | | | | | | | | | | | | | | | | | | | | | | | | | | | | | | | | | | | | | | | | | | | | | | | | | | | | | | | | | | | | | | | | | | | | | | | | | | | | | | |
| Air Blank | 0.000 | 11:10 | | | | | | | | | | | | | | | | | | | | | | | | | | | | | | | | | | | | | | | | | | | | | | | | | | | | | | | | | | | | | | | | | | | | | | | | | | | | | | | | | | | | | | | | | | | | | | | | | | | | | | | | | | | | | | | | | | | | | | | | | | | | | | | | | | | | | | | | | | | | | | | | | |
| Control Test | 0.079 | 11:11 | | | | | | | | | | | | | | | | | | | | | | | | | | | | | | | | | | | | | | | | | | | | | | | | | | | | | | | | | | | | | | | | | | | | | | | | | | | | | | | | | | | | | | | | | | | | | | | | | | | | | | | | | | | | | | | | | | | | | | | | | | | | | | | | | | | | | | | | | | | | | | | | | |
| Air Blank | 0.000 | 11:12 | | | | | | | | | | | | | | | | | | | | | | | | | | | | | | | | | | | | | | | | | | | | | | | | | | | | | | | | | | | | | | | | | | | | | | | | | | | | | | | | | | | | | | | | | | | | | | | | | | | | | | | | | | | | | | | | | | | | | | | | | | | | | | | | | | | | | | | | | | | | | | | | | |
| Control Test | 0.078 | 11:12 | | | | | | | | | | | | | | | | | | | | | | | | | | | | | | | | | | | | | | | | | | | | | | | | | | | | | | | | | | | | | | | | | | | | | | | | | | | | | | | | | | | | | | | | | | | | | | | | | | | | | | | | | | | | | | | | | | | | | | | | | | | | | | | | | | | | | | | | | | | | | | | | | |
| Air Blank | 0.000 | 11:13 | | | | | | | | | | | | | | | | | | | | | | | | | | | | | | | | | | | | | | | | | | | | | | | | | | | | | | | | | | | | | | | | | | | | | | | | | | | | | | | | | | | | | | | | | | | | | | | | | | | | | | | | | | | | | | | | | | | | | | | | | | | | | | | | | | | | | | | | | | | | | | | | | |
| Control Test | 0.079 | 11:14 | | | | | | | | | | | | | | | | | | | | | | | | | | | | | | | | | | | | | | | | | | | | | | | | | | | | | | | | | | | | | | | | | | | | | | | | | | | | | | | | | | | | | | | | | | | | | | | | | | | | | | | | | | | | | | | | | | | | | | | | | | | | | | | | | | | | | | | | | | | | | | | | | |
| Air Blank | 0.000 | 11:14 | | | | | | | | | | | | | | | | | | | | | | | | | | | | | | | | | | | | | | | | | | | | | | | | | | | | | | | | | | | | | | | | | | | | | | | | | | | | | | | | | | | | | | | | | | | | | | | | | | | | | | | | | | | | | | | | | | | | | | | | | | | | | | | | | | | | | | | | | | | | | | | | | |
| Control Test Stats | | | | | | | | | | | | | | | | | | | | | | | | | | | | | | | | | | | | | | | | | | | | | | | | | | | | | | | | | | | | | | | | | | | | | | | | | | | | | | | | | | | | | | | | | | | | | | | | | | | | | | | | | | | | | | | | | | | | | | | | | | | | | | | | | | | | | | | | | | | | | | | | | | | |
| Average | 0.0787 | | | | | | | | | | | | | | | | | | | | | | | | | | | | | | | | | | | | | | | | | | | | | | | | | | | | | | | | | | | | | | | | | | | | | | | | | | | | | | | | | | | | | | | | | | | | | | | | | | | | | | | | | | | | | | | | | | | | | | | | | | | | | | | | | | | | | | | | | | | | | | | | | | |
| Std Dev | 0.0006 | | | | | | | | | | | | | | | | | | | | | | | | | | | | | | | | | | | | | | | | | | | | | | | | | | | | | | | | | | | | | | | | | | | | | | | | | | | | | | | | | | | | | | | | | | | | | | | | | | | | | | | | | | | | | | | | | | | | | | | | | | | | | | | | | | | | | | | | | | | | | | | | | | |
| Rel Std Dev(%) | 0.7339 | | | | | | | | | | | | | | | | | | | | | | | | | | | | | | | | | | | | | | | | | | | | | | | | | | | | | | | | | | | | | | | | | | | | | | | | | | | | | | | | | | | | | | | | | | | | | | | | | | | | | | | | | | | | | | | | | | | | | | | | | | | | | | | | | | | | | | | | | | | | | | | | | | |
| Test | g/210L | Time | | | | | | | | | | | | | | | | | | | | | | | | | | | | | | | | | | | | | | | | | | | | | | | | | | | | | | | | | | | | | | | | | | | | | | | | | | | | | | | | | | | | | | | | | | | | | | | | | | | | | | | | | | | | | | | | | | | | | | | | | | | | | | | | | | | | | | | | | | | | | | | | | |
| Air Blank | 0.000 | 11:17 | | | | | | | | | | | | | | | | | | | | | | | | | | | | | | | | | | | | | | | | | | | | | | | | | | | | | | | | | | | | | | | | | | | | | | | | | | | | | | | | | | | | | | | | | | | | | | | | | | | | | | | | | | | | | | | | | | | | | | | | | | | | | | | | | | | | | | | | | | | | | | | | | |
| Control Test | 0.199 | 11:18 | | | | | | | | | | | | | | | | | | | | | | | | | | | | | | | | | | | | | | | | | | | | | | | | | | | | | | | | | | | | | | | | | | | | | | | | | | | | | | | | | | | | | | | | | | | | | | | | | | | | | | | | | | | | | | | | | | | | | | | | | | | | | | | | | | | | | | | | | | | | | | | | | |
| Air Blank | 0.000 | 11:19 | | | | | | | | | | | | | | | | | | | | | | | | | | | | | | | | | | | | | | | | | | | | | | | | | | | | | | | | | | | | | | | | | | | | | | | | | | | | | | | | | | | | | | | | | | | | | | | | | | | | | | | | | | | | | | | | | | | | | | | | | | | | | | | | | | | | | | | | | | | | | | | | | |
| Control Test | 0.198 | 11:19 | | | | | | | | | | | | | | | | | | | | | | | | | | | | | | | | | | | | | | | | | | | | | | | | | | | | | | | | | | | | | | | | | | | | | | | | | | | | | | | | | | | | | | | | | | | | | | | | | | | | | | | | | | | | | | | | | | | | | | | | | | | | | | | | | | | | | | | | | | | | | | | | | |
| Air Blank | 0.000 | 11:20 | | | | | | | | | | | | | | | | | | | | | | | | | | | | | | | | | | | | | | | | | | | | | | | | | | | | | | | | | | | | | | | | | | | | | | | | | | | | | | | | | | | | | | | | | | | | | | | | | | | | | | | | | | | | | | | | | | | | | | | | | | | | | | | | | | | | | | | | | | | | | | | | | |
| Control Test | 0.198 | 11:20 | | | | | | | | | | | | | | | | | | | | | | | | | | | | | | | | | | | | | | | | | | | | | | | | | | | | | | | | | | | | | | | | | | | | | | | | | | | | | | | | | | | | | | | | | | | | | | | | | | | | | | | | | | | | | | | | | | | | | | | | | | | | | | | | | | | | | | | | | | | | | | | | | |
| Air Blank | 0.000 | 11:21 | | | | | | | | | | | | | | | | | | | | | | | | | | | | | | | | | | | | | | | | | | | | | | | | | | | | | | | | | | | | | | | | | | | | | | | | | | | | | | | | | | | | | | | | | | | | | | | | | | | | | | | | | | | | | | | | | | | | | | | | | | | | | | | | | | | | | | | | | | | | | | | | | |
| Control Test Stats | | | | | | | | | | | | | | | | | | | | | | | | | | | | | | | | | | | | | | | | | | | | | | | | | | | | | | | | | | | | | | | | | | | | | | | | | | | | | | | | | | | | | | | | | | | | | | | | | | | | | | | | | | | | | | | | | | | | | | | | | | | | | | | | | | | | | | | | | | | | | | | | | | | |
| Average | 0.1983 | | | | | | | | | | | | | | | | | | | | | | | | | | | | | | | | | | | | | | | | | | | | | | | | | | | | | | | | | | | | | | | | | | | | | | | | | | | | | | | | | | | | | | | | | | | | | | | | | | | | | | | | | | | | | | | | | | | | | | | | | | | | | | | | | | | | | | | | | | | | | | | | | | |
| Std Dev | 0.0006 | | | | | | | | | | | | | | | | | | | | | | | | | | | | | | | | | | | | | | | | | | | | | | | | | | | | | | | | | | | | | | | | | | | | | | | | | | | | | | | | | | | | | | | | | | | | | | | | | | | | | | | | | | | | | | | | | | | | | | | | | | | | | | | | | | | | | | | | | | | | | | | | | | |
| Rel Std Dev(%) | 0.2911 | | | | | | | | | | | | | | | | | | | | | | | | | | | | | | | | | | | | | | | | | | | | | | | | | | | | | | | | | | | | | | | | | | | | | | | | | | | | | | | | | | | | | | | | | | | | | | | | | | | | | | | | | | | | | | | | | | | | | | | | | | | | | | | | | | | | | | | | | | | | | | | | | | |
| Test | g/210L | Time | | | | | | | | | | | | | | | | | | | | | | | | | | | | | | | | | | | | | | | | | | | | | | | | | | | | | | | | | | | | | | | | | | | | | | | | | | | | | | | | | | | | | | | | | | | | | | | | | | | | | | | | | | | | | | | | | | | | | | | | | | | | | | | | | | | | | | | | | | | | | | | | | |
| Air Blank | 0.000 | 11:23 | | | | | | | | | | | | | | | | | | | | | | | | | | | | | | | | | | | | | | | | | | | | | | | | | | | | | | | | | | | | | | | | | | | | | | | | | | | | | | | | | | | | | | | | | | | | | | | | | | | | | | | | | | | | | | | | | | | | | | | | | | | | | | | | | | | | | | | | | | | | | | | | | |
| Control Test | 0.079 | 11:23 | | | | | | | | | | | | | | | | | | | | | | | | | | | | | | | | | | | | | | | | | | | | | | | | | | | | | | | | | | | | | | | | | | | | | | | | | | | | | | | | | | | | | | | | | | | | | | | | | | | | | | | | | | | | | | | | | | | | | | | | | | | | | | | | | | | | | | | | | | | | | | | | | |
| Air Blank | 0.000 | 11:24 | | | | | | | | | | | | | | | | | | | | | | | | | | | | | | | | | | | | | | | | | | | | | | | | | | | | | | | | | | | | | | | | | | | | | | | | | | | | | | | | | | | | | | | | | | | | | | | | | | | | | | | | | | | | | | | | | | | | | | | | | | | | | | | | | | | | | | | | | | | | | | | | | |
| Control Test | 0.081 | 11:24 | | | | | | | | | | | | | | | | | | | | | | | | | | | | | | | | | | | | | | | | | | | | | | | | | | | | | | | | | | | | | | | | | | | | | | | | | | | | | | | | | | | | | | | | | | | | | | | | | | | | | | | | | | | | | | | | | | | | | | | | | | | | | | | | | | | | | | | | | | | | | | | | | |
| Air Blank | 0.000 | 11:24 | | | | | | | | | | | | | | | | | | | | | | | | | | | | | | | | | | | | | | | | | | | | | | | | | | | | | | | | | | | | | | | | | | | | | | | | | | | | | | | | | | | | | | | | | | | | | | | | | | | | | | | | | | | | | | | | | | | | | | | | | | | | | | | | | | | | | | | | | | | | | | | | | |
| Control Test | 0.080 | 11:25 | | | | | | | | | | | | | | | | | | | | | | | | | | | | | | | | | | | | | | | | | | | | | | | | | | | | | | | | | | | | | | | | | | | | | | | | | | | | | | | | | | | | | | | | | | | | | | | | | | | | | | | | | | | | | | | | | | | | | | | | | | | | | | | | | | | | | | | | | | | | | | | | | |
| Air Blank | 0.000 | 11:25 | | | | | | | | | | | | | | | | | | | | | | | | | | | | | | | | | | | | | | | | | | | | | | | | | | | | | | | | | | | | | | | | | | | | | | | | | | | | | | | | | | | | | | | | | | | | | | | | | | | | | | | | | | | | | | | | | | | | | | | | | | | | | | | | | | | | | | | | | | | | | | | | | |
| Control Test Stats | | | | | | | | | | | | | | | | | | | | | | | | | | | | | | | | | | | | | | | | | | | | | | | | | | | | | | | | | | | | | | | | | | | | | | | | | | | | | | | | | | | | | | | | | | | | | | | | | | | | | | | | | | | | | | | | | | | | | | | | | | | | | | | | | | | | | | | | | | | | | | | | | | | |
| Average | 0.0800 | | | | | | | | | | | | | | | | | | | | | | | | | | | | | | | | | | | | | | | | | | | | | | | | | | | | | | | | | | | | | | | | | | | | | | | | | | | | | | | | | | | | | | | | | | | | | | | | | | | | | | | | | | | | | | | | | | | | | | | | | | | | | | | | | | | | | | | | | | | | | | | | | | |
| Std Dev | 0.0010 | | | | | | | | | | | | | | | | | | | | | | | | | | | | | | | | | | | | | | | | | | | | | | | | | | | | | | | | | | | | | | | | | | | | | | | | | | | | | | | | | | | | | | | | | | | | | | | | | | | | | | | | | | | | | | | | | | | | | | | | | | | | | | | | | | | | | | | | | | | | | | | | | | |
| Rel Std Dev(%) | 1.2500 | | | | | | | | | | | | | | | | | | | | | | | | | | | | | | | | | | | | | | | | | | | | | | | | | | | | | | | | | | | | | | | | | | | | | | | | | | | | | | | | | | | | | | | | | | | | | | | | | | | | | | | | | | | | | | | | | | | | | | | | | | | | | | | | | | | | | | | | | | | | | | | | | | |
| <p>Operator's Signature </p> | <p>Operator's Signature </p> | <p>Operator's Signature </p> | <p>Operator's Signature </p> | | | | | | | | | | | | | | | | | | | | | | | | | | | | | | | | | | | | | | | | | | | | | | | | | | | | | | | | | | | | | | | | | | | | | | | | | | | | | | | | | | | | | | | | | | | | | | | | | | | | | | | | | | | | | | | | | | | | | | | | | | | | | | | | | | | | | | | | | | | | | | | | |

Comments:

 2020.09.24
 Digitally signed by DERR Date: 2020.09.23 12:53:03 -04'00'



Florida Department of Law Enforcement
Alcohol Testing Program
4700 Terminal Drive, Suite 1
Ft. Myers, FL 33907

Calibration Certificate

This is to certify the calibration of Intoxilyzer 8000 serial number 80-001344, manufactured by CMI, Inc. was calibrated in accordance with FDLE/ATP Form 36 - Department Inspection Procedures - Intoxilyzer 8000.

| | | | |
|-------------------|---------------------------|--------------------------------|-------|
| Serial Number: | <u>80-001344</u> | UNCERTAINTY* ± | |
| Owning Agency: | <u>SARASOTA COUNTY SO</u> | 0.050 g/ 210 L | 0.004 |
| Calibration Date: | <u>09/23/2020</u> | 0.080 g/ 210 L | 0.005 |
| Calibration Time: | <u>11:35</u> | 0.200 g/ 210 L | 0.007 |
| | | 0.080 g/ 210 L Dry Gas Control | 0.005 |

All results are reported in g/ 210 L.
Bias is limited by calibration acceptance criteria. All calibration results must be within ± 0.005 or 5%, whichever is greater, of the target alcohol concentration.
*Uncertainty is based on fleet-wide data and is expressed to a 99.73% level of confidence (k=3).
The instrument results before and after any adjustment are found in the associated pre and post stability checks.

TRACEABILITY INFORMATION

This instrument was calibrated using solutions prepared by Alcohol Countermeasure Systems, Inc. (ACS). ACS prepared and certified these CRMs in accordance with ISO 17034 and ISO/ IEC 17025 Standards.

Simulator temperatures are traceable to NIST. Thermometer temperatures are checked with NIST traceable Eutechnics 4400 digital thermometers calibrated by Precision Metrology in accordance with ISO/ IEC 17025 standards.

Dry gas control measurements are traceable to NIST through the uses of CRMs supplied by an accredited CRM supplier. The supplier of dry gas standard controls prepared and certified the CRMs in accordance with ISO Guide 34 and ISO/ IEC 17025 standards. This document shall not be reproduced except in full, without written approval of the Florida Department of Law Enforcement Alcohol Testing Program.

09/23/2020 Date
 MICHAEL D HAUGHEY,
Department Inspector

FDLE/ATP Form 69 April 2020
Issuing Authority: Alcohol Testing Program

Service • Integrity • Respect • Quality

Digitally signed
by DERR
Date: 2020.09.23
17:52:33 -04'00'

DERR
2020.09.23
00:57:50
-04'00'



INSTRUMENT PROCESSING SHEET

Agency Sarasota CountyS/N 80-001344Florida Department of
Law EnforcementDate In 1/2/2020DI Completion Date 1/9/20 Ship P/U H/D CMI EE

| Intake Performed By <u>DP</u> <input checked="" type="checkbox"/> Annual <input type="checkbox"/> Registration <input type="checkbox"/> Return from CMI / EE Visual Inspection: <input checked="" type="checkbox"/> Case <input checked="" type="checkbox"/> Handle <input checked="" type="checkbox"/> Keyboard <input checked="" type="checkbox"/> Dry Gas Shelf <input checked="" type="checkbox"/> Feet <input checked="" type="checkbox"/> Breath Tube <input checked="" type="checkbox"/> Ports <input checked="" type="checkbox"/> Screws Tight Other Equipment/ Accessories: <input type="checkbox"/> Power cord <input type="checkbox"/> Printer Cable <input checked="" type="checkbox"/> Static Bag <input type="checkbox"/> 12V DC Cable Notes: _____ _____ _____ | Quality Checks Performed By <u>DP</u> <input checked="" type="checkbox"/> Breath Tube Screen <input checked="" type="checkbox"/> Replace External O-Rings <input checked="" type="checkbox"/> Instrument Set Up Verified <input checked="" type="checkbox"/> R-Value <u>213</u> <input checked="" type="checkbox"/> Flow Verification (L/s) Flow Column # <u>ATP-102</u> 32 mm <u>0.152</u> (.139 - .169) 36 mm <u>0.171</u> (.156 - .190) 53 mm <u>0.242</u> (.228 - .278) 103 mm <u>0.511</u> (.447 - .547) <input checked="" type="checkbox"/> Barometric Pressure Check Gauge ID # <u>30793</u> <input checked="" type="checkbox"/> Stability Checks <table border="1" style="width:100%; border-collapse: collapse;"> <thead> <tr> <th>Simulator</th> <th>Serial #</th> <th>Lot #/Exp</th> </tr> </thead> <tbody> <tr> <td>0.050</td> <td><u>MP5088</u></td> <td><u>201905A</u> <u>05-14-2021</u></td> </tr> <tr> <td>0.080</td> <td><u>MP5089</u></td> <td><u>201905B</u> <u>05-14-2021</u></td> </tr> <tr> <td>0.200</td> <td><u>MP5090</u></td> <td><u>201904D</u> <u>04-30-2021</u></td> </tr> <tr> <td>0.080 DGS</td> <td>N/A</td> <td><u>AG916501</u> <u>06-14-2021</u></td> </tr> </tbody> </table> | Simulator | Serial # | Lot #/Exp | 0.050 | <u>MP5088</u> | <u>201905A</u> <u>05-14-2021</u> | 0.080 | <u>MP5089</u> | <u>201905B</u> <u>05-14-2021</u> | 0.200 | <u>MP5090</u> | <u>201904D</u> <u>04-30-2021</u> | 0.080 DGS | N/A | <u>AG916501</u> <u>06-14-2021</u> | Flow Calibration Performed By _____ Flow Column # _____ <input type="checkbox"/> 5L/min - 17mm <input type="checkbox"/> 15L/min - 53mm <input type="checkbox"/> 30L/min - 103mm <input type="checkbox"/> R-Value _____ <input type="checkbox"/> Post Calibration Verification (L/s) Flow Column # _____ 32 mm _____ (.139 - .169) 36 mm _____ (.156 - .190) 53 mm _____ (.228 - .278) 103 mm _____ (.447 - .547) Maintenance Performed By _____ <input type="checkbox"/> Battery Replacement <input type="checkbox"/> Dry Gas Regulator Replacement <input type="checkbox"/> Breath Tube Replacement <input type="checkbox"/> Other _____ Temperature Checks Performed By <u>SP</u> <input checked="" type="checkbox"/> Lab Temp °C <u>21.5</u> External Digital Therm. ID#: <u>300505</u> <input checked="" type="checkbox"/> 34°C +/- .2 Serial #: <u>MP5088</u> <input checked="" type="checkbox"/> 34°C +/- .2 Serial #: <u>MP5089</u> <input checked="" type="checkbox"/> 34°C +/- .2 Serial #: <u>MP5090</u> | | | | | | | | | | | | | | | | | | | | | | | | | | | | | | | | | |
|--|--|--------------------------------------|------------|---------------|------------|---------------|-------------------------------------|---------------|---------------|-------------------------------------|-------|---------------|-------------------------------------|---------------|-------|--------------------------------------|---|--|-------|--|--|--|-------|--|--|--|-----------|-----|--|--|-----------|---------------|------------|------------|-------|--|--|--|-------|--|--|--|-------|--|--|--|-----------|-----|--|--|
| Simulator | Serial # | Lot #/Exp | | | | | | | | | | | | | | | | | | | | | | | | | | | | | | | | | | | | | | | | | | | | | | | | |
| 0.050 | <u>MP5088</u> | <u>201905A</u> <u>05-14-2021</u> | | | | | | | | | | | | | | | | | | | | | | | | | | | | | | | | | | | | | | | | | | | | | | | | |
| 0.080 | <u>MP5089</u> | <u>201905B</u> <u>05-14-2021</u> | | | | | | | | | | | | | | | | | | | | | | | | | | | | | | | | | | | | | | | | | | | | | | | | |
| 0.200 | <u>MP5090</u> | <u>201904D</u> <u>04-30-2021</u> | | | | | | | | | | | | | | | | | | | | | | | | | | | | | | | | | | | | | | | | | | | | | | | | |
| 0.080 DGS | N/A | <u>AG916501</u> <u>06-14-2021</u> | | | | | | | | | | | | | | | | | | | | | | | | | | | | | | | | | | | | | | | | | | | | | | | | |
| Final Release Date <div style="text-align: center; font-weight: bold; font-size: 1.2em;">FDLE</div> <div style="text-align: center; font-weight: bold; font-size: 1.2em;">JAN 13 2020</div> <div style="text-align: center; font-weight: bold;">Alcohol Testing Program</div> | Calibration Adjustment Performed By _____ Barometric Pressure Gauge _____ ID # _____ <table border="1" style="width:100%; border-collapse: collapse;"> <thead> <tr> <th>Simulator</th> <th>Serial Number</th> <th>Lot Number</th> <th>Expiration</th> </tr> </thead> <tbody> <tr> <td>0.000</td> <td></td> <td>N/A</td> <td>N/A</td> </tr> <tr> <td>0.040</td> <td></td> <td></td> <td></td> </tr> <tr> <td>0.100</td> <td></td> <td></td> <td></td> </tr> <tr> <td>0.200</td> <td></td> <td></td> <td></td> </tr> <tr> <td>0.300</td> <td></td> <td></td> <td></td> </tr> <tr> <td>0.080 DGS</td> <td>N/A</td> <td></td> <td></td> </tr> </tbody> </table> <input type="checkbox"/> Post Calibration Adjustment Stability Checks <table border="1" style="width:100%; border-collapse: collapse;"> <thead> <tr> <th>Simulator</th> <th>Serial Number</th> <th>Lot Number</th> <th>Expiration</th> </tr> </thead> <tbody> <tr> <td>0.050</td> <td></td> <td></td> <td></td> </tr> <tr> <td>0.080</td> <td></td> <td></td> <td></td> </tr> <tr> <td>0.200</td> <td></td> <td></td> <td></td> </tr> <tr> <td>0.080 DGS</td> <td>N/A</td> <td></td> <td></td> </tr> </tbody> </table> | | Simulator | Serial Number | Lot Number | Expiration | 0.000 | | N/A | N/A | 0.040 | | | | 0.100 | | | | 0.200 | | | | 0.300 | | | | 0.080 DGS | N/A | | | Simulator | Serial Number | Lot Number | Expiration | 0.050 | | | | 0.080 | | | | 0.200 | | | | 0.080 DGS | N/A | | |
| Simulator | Serial Number | Lot Number | Expiration | | | | | | | | | | | | | | | | | | | | | | | | | | | | | | | | | | | | | | | | | | | | | | | |
| 0.000 | | N/A | N/A | | | | | | | | | | | | | | | | | | | | | | | | | | | | | | | | | | | | | | | | | | | | | | | |
| 0.040 | | | | | | | | | | | | | | | | | | | | | | | | | | | | | | | | | | | | | | | | | | | | | | | | | | |
| 0.100 | | | | | | | | | | | | | | | | | | | | | | | | | | | | | | | | | | | | | | | | | | | | | | | | | | |
| 0.200 | | | | | | | | | | | | | | | | | | | | | | | | | | | | | | | | | | | | | | | | | | | | | | | | | | |
| 0.300 | | | | | | | | | | | | | | | | | | | | | | | | | | | | | | | | | | | | | | | | | | | | | | | | | | |
| 0.080 DGS | N/A | | | | | | | | | | | | | | | | | | | | | | | | | | | | | | | | | | | | | | | | | | | | | | | | | |
| Simulator | Serial Number | Lot Number | Expiration | | | | | | | | | | | | | | | | | | | | | | | | | | | | | | | | | | | | | | | | | | | | | | | |
| 0.050 | | | | | | | | | | | | | | | | | | | | | | | | | | | | | | | | | | | | | | | | | | | | | | | | | | |
| 0.080 | | | | | | | | | | | | | | | | | | | | | | | | | | | | | | | | | | | | | | | | | | | | | | | | | | |
| 0.200 | | | | | | | | | | | | | | | | | | | | | | | | | | | | | | | | | | | | | | | | | | | | | | | | | | |
| 0.080 DGS | N/A | | | | | | | | | | | | | | | | | | | | | | | | | | | | | | | | | | | | | | | | | | | | | | | | | |
| Notes/Suggested Service: _____ _____ _____ _____ _____ _____ | Department Inspection Performed By <u>SP</u> Barometric Pressure ID# <u>26932</u> Gauge <u>1030</u> Instrument <u>1027</u> Mouth Alcohol Solution Lot # <u>2018-B</u> Acetone Stock Solution Lot # <u>2019-A</u> <table border="1" style="width:100%; border-collapse: collapse;"> <thead> <tr> <th>Simulator</th> <th>Serial Number</th> </tr> </thead> <tbody> <tr> <td>0.000</td> <td><u>MP5086</u></td> </tr> <tr> <td>Interferent</td> <td><u>MP5087</u></td> </tr> <tr> <td>0.050</td> <td><u>MP5088</u></td> </tr> <tr> <td>0.080</td> <td><u>MP5089</u></td> </tr> <tr> <td>0.200</td> <td><u>MP5090</u></td> </tr> </tbody> </table> Attachments <input checked="" type="checkbox"/> Form 41 <input type="checkbox"/> Post-Stability Checks <input checked="" type="checkbox"/> Stability Checks <input type="checkbox"/> Flow Calibration <input checked="" type="checkbox"/> Calibration Certificate <input type="checkbox"/> Form 40 <input type="checkbox"/> Calibration Adjustment <input type="checkbox"/> Other _____ <div style="border: 1px solid black; padding: 5px;"> <input checked="" type="checkbox"/> Instrument Complies with Chapter 11D-8, FAC <input type="checkbox"/> Instrument Does Not Comply with Chapter 11D-8, FAC <input checked="" type="checkbox"/> Return to/Place into Evidentiary Use <input type="checkbox"/> Remain Out of Evidentiary Use <input checked="" type="checkbox"/> Conduct an Agency Inspection Before Evidentiary Use </div> <div style="display: flex; justify-content: space-between; margin-top: 10px;"> <div style="text-align: center;"> <u>DPM 1/9/2020</u> Tech Review / Date </div> <div style="text-align: center;"> <u>Brett Kirkland 1/10/2020</u> Admin Review / Date </div> </div> | | Simulator | Serial Number | 0.000 | <u>MP5086</u> | Interferent | <u>MP5087</u> | 0.050 | <u>MP5088</u> | 0.080 | <u>MP5089</u> | 0.200 | <u>MP5090</u> | | | | | | | | | | | | | | | | | | | | | | | | | | | | | | | | | | | | |
| Simulator | Serial Number | | | | | | | | | | | | | | | | | | | | | | | | | | | | | | | | | | | | | | | | | | | | | | | | | |
| 0.000 | <u>MP5086</u> | | | | | | | | | | | | | | | | | | | | | | | | | | | | | | | | | | | | | | | | | | | | | | | | | |
| Interferent | <u>MP5087</u> | | | | | | | | | | | | | | | | | | | | | | | | | | | | | | | | | | | | | | | | | | | | | | | | | |
| 0.050 | <u>MP5088</u> | | | | | | | | | | | | | | | | | | | | | | | | | | | | | | | | | | | | | | | | | | | | | | | | | |
| 0.080 | <u>MP5089</u> | | | | | | | | | | | | | | | | | | | | | | | | | | | | | | | | | | | | | | | | | | | | | | | | | |
| 0.200 | <u>MP5090</u> | | | | | | | | | | | | | | | | | | | | | | | | | | | | | | | | | | | | | | | | | | | | | | | | | |



Calibration Certificate

Florida Department of Law Enforcement
Alcohol Testing Program
2729 Fort Knox Blvd.
Bldg. 2, Suite 1300
Tallahassee, FL 32308

This is to certify the calibration of Intoxilyzer 8000 serial number 80-001344, manufactured by CMI, Inc. was calibrated in accordance with FDLE/ATP Form 36 - Department Inspection Procedures - Intoxilyzer 8000.

| | | | |
|-------------------|---------------------------|--------------------------------|-------|
| Serial Number: | <u>80-001344</u> | UNCERTAINTY* ± | |
| Owning Agency: | <u>SARASOTA COUNTY SO</u> | 0.050 g/ 210 L | 0.004 |
| Calibration Date: | <u>01/09/2020</u> | 0.080 g/ 210 L | 0.005 |
| Calibration Time: | <u>14:05</u> | 0.200 g/ 210 L | 0.007 |
| | | 0.080 g/ 210 L Dry Gas Control | 0.005 |

All results are reported in g/210 L.

Bias is limited by calibration acceptance criteria. All calibration results must be within ± 0.005 or 5%, whichever is greater, of the target alcohol concentration.
*Uncertainty is based on fleet-wide data and is expressed to a 99.73% level of confidence (k=3).

TRACEABILITY INFORMATION

This instrument was calibrated using solutions prepared by Alcohol Countermeasure Systems, Inc. (ACS). ACS prepared and certified these CRMs in accordance with ISO 17034 and ISO/IEC 17025 Standards.

Simulator temperatures are traceable to NIST. Thermometer temperatures are checked with NIST traceable Eutechnics 4400 digital thermometers calibrated by Precision Metrology in accordance with ISO/IEC 17025 standards.

Dry gas control measurements are traceable to NIST through the uses of CRMs supplied by an accredited CRM supplier. The supplier of dry gas standard controls prepared and certified the CRMs in accordance with ISO Guide 34 and ISO/IEC 17025 standards.

This document shall not be reproduced except in full, without written approval of the Florida Department of Law Enforcement Alcohol Testing Program.

01/09/2020 Shayla Platt
Date

SHAYLA D PLATT,
Department Inspector

FDLE/ATP Form 69 July 2018
Issuing Authority: Alcohol Testing Program

Service • Integrity • Respect • Quality

Handwritten signature and date: [Signature] 1/10/2020

Florida Department of Law Enforcement Alcohol Testing Program

DEPARTMENT INSPECTION REPORT - INTOXILYZER 8000

Agency: SARASOTA COUNTY SO
Time of Inspection: 14:05

Date of Inspection: 01/09/2020

Serial Number: 80-001344
Software: 8100.27

| Check or Test | YES | NO | Check or Test | YES | NO |
|---|-----|----|--|-----|----|
| Diagnostic Check (Pre-Inspection): OK | Yes | | Date and/or Time Adjusted | | No |
| Minimum Sample Volume Check: OK | Yes | | Barometric Pressure Sensor Check: OK | Yes | |
| Alcohol Free Subject Test: 0.000 | Yes | | Mouth Alcohol Test: Slope Not Met | Yes | |
| Interferent Detect Test: Interferent Detect | Yes | | Diagnostic Check (Post-Inspection): OK | Yes | |

| Alcohol Free Test (g/210L) | 0.05g/210L Test (g/210L) Lot#:201905A Exp: 05/14/2021 | 0.08g/210L Test (g/210L) Lot#:201905B Exp: 05/14/2021 | 0.20g/210L Test (g/210L) Lot#:201904D Exp: 04/30/2021 | 0.08 g/210L Dry Gas Std Test (g/210L) Lot#:AG916501 Exp: 06/14/2021 |
|----------------------------|---|---|---|---|
| 0.000 | 0.049 | 0.079 | 0.199 | 0.080 |
| 0.000 | 0.049 | 0.079 | 0.199 | 0.080 |
| 0.000 | 0.049 | 0.080 | 0.199 | 0.080 |
| 0.000 | 0.049 | 0.079 | 0.199 | 0.079 |
| 0.000 | 0.050 | 0.079 | 0.200 | 0.080 |
| 0.000 | 0.050 | 0.080 | 0.200 | 0.079 |
| 0.000 | 0.049 | 0.080 | 0.199 | 0.079 |
| 0.000 | 0.049 | 0.080 | 0.200 | 0.079 |
| 0.000 | 0.049 | 0.079 | 0.200 | 0.079 |
| 0.000 | 0.049 | 0.080 | 0.200 | 0.079 |

| | | | | |
|---------------------|--------|--------|--------|--------|
| Standard Deviations | 0.0004 | 0.0005 | 0.0005 | 0.0005 |
|---------------------|--------|--------|--------|--------|

Average Standard Deviation of 0.05, 0.08 and 0.20 g/210L Tests: 0.0004 Number of Simulators Used: 5

Remarks:

JP
BK
1/10/2020

The above instrument complies () does not comply () with Chapter 11D-8, FAC.

I certify that I performed this inspection in accordance with the provisions of Chapter 11D-8, FAC.

Shayla Platt

SHAYLA D PLATT

Signature and Printed Name

01/09/2020
Date

Stability checks

SARASOTA COUNTY SO
Intoxilyzer - Alcohol Analyzer
Model 8000 SN 80-001344
01/09/2020
Software: 8100.27

| Test | g/210L | Time |
|--------------------|--------|-------|
| Air Blank | 0.000 | 11:57 |
| Control Test | 0.051 | 11:58 |
| Air Blank | 0.000 | 11:59 |
| Control Test | 0.049 | 11:59 |
| Air Blank | 0.000 | 12:00 |
| Control Test | 0.047 | 12:01 |
| Air Blank | 0.000 | 12:01 |
| Control Test Stats | | |
| Average | 0.0490 | |
| Std Dev | 0.0020 | |
| Rel Std Dev(%) | 4.0816 | |

DS

Operator's Signature

SARASOTA COUNTY SO
Intoxilyzer - Alcohol Analyzer
Model 8000 SN 80-001344
01/09/2020
Software: 8100.27

| Test | g/210L | Time |
|--------------------|--------|-------|
| Air Blank | 0.000 | 12:02 |
| Control Test | 0.080 | 12:03 |
| Air Blank | 0.000 | 12:03 |
| Control Test | 0.079 | 12:04 |
| Air Blank | 0.000 | 12:05 |
| Control Test | 0.078 | 12:05 |
| Air Blank | 0.000 | 12:06 |
| Control Test Stats | | |
| Average | 0.0790 | |
| Std Dev | 0.0010 | |
| Rel Std Dev(%) | 1.2658 | |

wet

DS

Operator's Signature

SARASOTA COUNTY SO
Intoxilyzer - Alcohol Analyzer
Model 8000 SN 80-001344
01/09/2020
Software: 8100.27

| Test | g/210L | Time |
|--------------------|--------|-------|
| Air Blank | 0.000 | 12:07 |
| Control Test | 0.200 | 12:07 |
| Air Blank | 0.000 | 12:08 |
| Control Test | 0.199 | 12:09 |
| Air Blank | 0.000 | 12:09 |
| Control Test | 0.199 | 12:10 |
| Air Blank | 0.000 | 12:10 |
| Control Test Stats | | |
| Average | 0.1993 | |
| Std Dev | 0.0006 | |
| Rel Std Dev(%) | 0.2896 | |

DS

Operator's Signature

SARASOTA COUNTY SO
Intoxilyzer - Alcohol Analyzer
Model 8000 SN 80-001344
01/09/2020
Software: 8100.27

| Test | g/210L | Time |
|--------------------|--------|-------|
| Air Blank | 0.000 | 12:11 |
| Control Test | 0.081 | 12:12 |
| Air Blank | 0.000 | 12:12 |
| Control Test | 0.080 | 12:13 |
| Air Blank | 0.000 | 12:13 |
| Control Test | 0.080 | 12:13 |
| Air Blank | 0.000 | 12:14 |
| Control Test Stats | | |
| Average | 0.0803 | |
| Std Dev | 0.0006 | |
| Rel Std Dev(%) | 0.7187 | |

Dry

DS

Operator's Signature

ASAM
BK
1/10/2020