

# Medical Examiners Commission

## 2010

### *ANNUAL REPORT*

Published August 2011

Bruce A. Hyma, M.D.  
Chairman

Russell S. Vega, M.D. • Honorable James S. Purdy, J.D. • Sheriff Robert P. Peryam • Honorable Angela B. Corey  
Jon C. Thomas, L.F.D. • Kenneth T. Jones • Honorable Robert J. Krauss, J.D. • Donna G. Hayes


## From the Chairman of the Medical Examiners Commission

On behalf of the Medical Examiners Commission, as its Chairman, I am pleased to submit this annual report to each of our district medical examiners. While the Medical Examiners Commission is no longer required to submit an Annual Workload Report to the Governor and Legislature, it was decided that we would continue to submit this report to the districts as it provides valuable information.

The Medical Examiners Commission welcomed the Honorable Robert Peryam, Monroe County Sheriff, and the Honorable Jerry Hill, State Attorney, 10<sup>th</sup> Judicial Circuit, to the Commission. Sheriff Peryam replaces Polk County Sheriff Grady Judd, while Mr. Hill completes the term for Mark Kohl, former State Attorney for the 16<sup>th</sup> Judicial Circuit.

The Report of Drugs Identified in Deceased Persons continues to include highly sought after information. This unique report continues to display the unfortunate yet increasing abuse of both prescription and illicit drugs. Furthermore, the report assists Florida's state and local agencies in allocating and focusing its resources. We are now in the second year of electronic submission of data for the Annual Drug Report, and this has streamlined the reporting process considerably.

The Medical Examiners Commission continued in a joint initiative to identify unidentified deceased cases in Florida. The Florida Department of Law Enforcement and the 24 medical examiner districts are working together to resolve more than 700 unidentified deceased cases reported in our state. With new technology and advances in forensic science, the initiative is constantly evolving. This Commission will continue to encourage participation and provide access to resources to reduce the backlog of cases.



Bruce A. Hyma, M.D.  
Chairman, Medical Examiners Commission

# **TABLE OF CONTENTS**

	Page
Table of Contents .....	1
Introduction.....	2
Summary .....	2
Commission Appointments and Vacancies.....	2
District Medical Examiner Reappointments of Districts 8-14.....	3
In Memorium .....	3
State Administrative Code, Rule 11G .....	3
Disciplinary Actions .....	4
Violent Crime and Drug Control Council .....	4
State child Fatality Review Committee.....	4
Annual Educational Conference.....	5
Table I ..... 2010 District Demographics and Annual Workload Activity Reports.....	7
Table Ia            Workload by Depth of Examination .....	8
Table II           Cases Accepted Related to District Populations .....	9
Table III          Autopsies Related to Total Deaths, Population, and Violent Deaths .....	9
Table IV          Percent of Medical Examiner Cases Autopsied.....	10
Table V           Ranking of Violent Death Rates.....	11
Table VI          Ranking of Districts by Numbers of Violent Deaths.....	12
Table VII         District Death Rates as Related to Autopsy Rates .....	12
Table VIII       Fifteen Year Comparison of SIDS Deaths .....	13
Table IX         Fifteen Year Comparison of Violent Death Rates .....	14
Chart Ia          Medical Examiner Jurisdiction.....	15
Chart Ib          Medical Examiners Workload 2010. ....	15
Chart IIa         Violent vs. Non-Violent Deaths .....	16
Chart IIb         Violent Death Workload.....	16
Chart IIIa        Autopsy Workload as Percent of Total Deaths.....	17
Chart IIIb        Autopsy Workload as Percent of Deaths Referred to Medical Examiners . ....	17
Chart IIIc        Autopsy Workload as Percent of Deaths Accepted .....	17
Chart IVa         Workload by Depth of Examinations- Homicide .....	18
Chart IVb         Workload by Depth of Examinations - Suicide .....	18
Chart IVc         Workload by Depth of Examinations - Undetermined ..	18
Chart IVd         Workload by Depth of Examinations - Accident: Motor Vehicle .....	18
Chart IVe         Workload by Depth of Examinations - Accident: Non-Motor Vehicle .....	18
Chart IVf         Workload by Depth of Examinations - Natural .....	18
Chart V           Historical Workload – Cases Referred to Medical Examiners.....	19
Appendix 1        Medical Examiners Commission .....	20
Appendix 2        District Medical Examiners .....	21
Appendix 3        Associate Medical Examiners .....	22
Appendix 4        Map of Florida Depicting Medical Examiners Districts .....	23
Appendix 5        Medical Examiners Commission Term Schedules .....	24
Appendix 6        District Medical Examiners Term Schedules.. ..	25

## **INTRODUCTION**

The Medical Examiners Act, Chapter 406, Part I, Florida Statutes, was enacted by the 1970 Legislature in order to establish minimum and uniform standards of excellence in statewide medical examiner services. This report is submitted in order to illustrate the direction taken by the Medical Examiners Commission during 2010 to ensure the maintenance of an effective and viable program of medical examiner services throughout Florida.

## **SUMMARY**

Medical examiners in Florida continue to have oversight over approximately two-thirds of the deaths in Florida (See Charts Ia and Ib). Of the 175,161 deaths in the state of Florida in 2010, 124,897 deaths came under medical examiner jurisdiction. While most of these (102,751 deaths or approximately 82 percent) were for the review of cremation requests, medical examiners accepted jurisdiction of 22,146 (17.7 percent) deaths, pursuant to Florida Statutes. Forensic autopsies were performed on 15,607 individuals before the death certificate was signed by the medical examiner.

The manner of death (See Table Ia) is a very important determination that is made by the medical examiner. Natural deaths accounted for 36 percent of the caseload of medical examiners, followed by 31 percent for non-motor vehicular accidents and 13 percent for motor vehicular accidents. Suicides, homicides, and undetermined/pending accounted for the remainder at 13 percent, five percent, and two percent respectively of the cases accepted by medical examiners.

The workload of medical examiner offices in Florida slightly increased when compared with 2009 (See Chart V). Cremation has become a frequent means of final disposition for bodies in Florida and, accordingly, their review and approval by medical examiners have increased.

## **COMMISSION APPOINTMENTS AND VACANCIES**

Monroe County Sheriff Robert Peryam was appointed to the Commission by Governor Crist in August 2010. Sheriff Peryam represents the law Enforcement concerns in the state of Florida.

Jerry Hill, J.D., was appointed by Governor Crist to the Commission in October 2010. Mr. Hill represents State Attorneys' concerns in the state of Florida.

## **MEDICAL EXAMINER DISTRICTS 8-14**

In 2010, the Commission recommended that the District Medical Examiners from Districts 8, 9, 10, 12 and 14 be reappointed by the Governor for additional three-year terms. The following districts were awaiting reappointment by the Governor's Office at the end of 2010:

District 8:	William F. Hamilton, M.D.
District 9:	Jan C. Garavaglia, M.D.
District 10:	Stephen J. Nelson, M.A., M.D.
District 12:	Russell S. Vega, M.D.
District 14:	Michael Hunter, M.D.

Surveys were sent to the constituents of Districts 11 and 13 for information only as those districts fall under a Home Rule Charter. Bruce A. Hyma, M.D., of District 11 (Miami-Dade County) and Vernard I. Adams, M.D., District 13, continued as the District Medical Examiner for their districts.

Surveys were also sent to the constituents of District 3 for information only as that district is cross-covered by Districts 2, 4, and 8.

## **IN MEMORIUM**

Wallace Morris Graves, M.D., passed away on January 12, 2010. He is survived by his wife, four children and nine grandchildren.

Dr. Graves began his forensic pathology career as an associate medical examiner for District 20 in 1972. In 1973, he became the District 21 Medical Examiner, where he remained until 1996. Dr. Graves began his 20 year tenure on the Medical Examiners Commission in 1974 and was elected Chairman of the Commission in 1979.

Thomas Hegert, M.D., died on August 29, 2010. Dr. Hegert was the District 9 Medical Examiner from 1972 through 1995. He was also a member of the pathology faculty at the Orange County Regional Medical Center, where he taught autopsy pathology to the anatomic pathology residents.

## **STATE ADMINISTRATIVE CODE, RULE 11G**

In 2010, the Commission recommended major revisions to Rule 11G, in part to delete redundancies between the Rule and Chapter 406, F.S. These recommended revisions have been forwarded for promulgation.

## **DISCIPLINARY ACTIONS**

In 2010, Commission staff received 12 formal written complaints against district medical examiners or their associate medical examiners. Most of these complaints alleged misconduct regarding the findings of cause and/or manner of death, with one alleging failure to provide “reasonable care.” Eleven of these cases were found by staff to be not legally sufficient, while one case was found to be not legally sufficient by a Probable Cause Panel.

## **VIOLENT CRIME AND DRUG CONTROL COUNCIL**

Through existing partnerships with federal, state, and local law enforcement, the Violent Crime and Drug Control Council (VCDCC) continues to play an integral role in supporting initiatives to protect Florida’s citizens, visitors, property and communities. Since the Council’s inception in 1993, it has maintained a reputation for initiating and supporting legislation to improve the overall quality of life for the state of Florida and its citizens. The Council is composed of 14 members, including a medical examiner representative, which has been vacant awaiting gubernatorial appointment since 2007. The Council is routinely briefed on the Medical Examiners’ semi-annual and annual reports regarding drug-related deaths.

## **STATE CHILD FATALITY REVIEW COMMITTEE**

The State Child Fatality Review Committee reviewed 192 cases in 2010, representing deaths that occurred in 2009 of infants and children less than 18 years of age that had been verified by the Department of Children and Families (DCF) as being related to child abuse or neglect. Children five years old and younger comprised 84 percent of the cases reviewed. In 69 cases (36 percent), the child had previous involvement with DCF, and 14 (17 percent) of the child death cases had an open report at the time of the child’s death.

Florida’s data continues to parallel national statistics that indicate a prevalence of neglect-related deaths. Out of 192 deaths, 27 percent were abuse-related, while 73 percent were neglect related. There were 112 deaths classified as accidental. Drowning continued to be a major cause of accidental child deaths in Florida with 31 percent of accidental deaths caused by drowning. There was an increase in the recognition of infant deaths related to the child’s sleep environment, with 42 deaths attributed to unsafe sleeping conditions.

Three children died in motor vehicle crashes. Nine children died of hyperthermia after having been left unattended in a vehicle. This was a significant increase from the three deaths of children left in vehicles in 2008; however it is believed the media attention given to these deaths and to related criminal prosecutions continues to work towards

reducing this type of death. Ten of the deaths were classified as homicides. Of these homicides, 93 percent were children under the age of five years old.

The Committee's 2010 key recommendations were:

**#1 Review All Child Deaths** - Amend §383.402 (1), F. S to expand the State Child Abuse Death Review Committee's authority related to the review of child deaths in Florida to have a better understanding of why children die in Florida.

**#2 Fully Fund Healthy Families Florida** - Support the Department of Children and Families, 2011-12 Legislative Budget Request to restore Healthy Families Florida funding to the 2009-10 funding Level.

**#3 Prioritize Assessment of Substance Abuse in Child Abuse and Neglect Cases** - Substance abuse and the illegal or excessive use of alcohol or drugs should be strongly considered when evaluating and investigating all cases of child abuse and neglect. The presence of substance abuse should also be given a higher priority in the risk assessment activities of child protection organizations that come into contact with children and their families.

The Committee also recommended the continuation of training professionals and parents in unsafe sleeping environments, drowning prevention and investigations, coping with crying, the role of substance abuse, and death scene investigations.

Barbara C. Wolf, M.D., Interim District 5 Medical Examiner represents the Medical Examiners Commission on this committee.

## **ANNUAL EDUCATIONAL CONFERENCE**

The 37<sup>th</sup> Annual Educational Conference was held in Orlando at the Ritz-Carlton. The conference was hosted by the District 9 (Orange and Osceola Counties) Medical Examiners Office and the University of Florida William R. Maples Center for Forensic Medicine.

## **METHODOLOGY**

Death statistics in Florida reflect the total number of Certificates of Death recorded in 2010 by local county registrars of Vital Statistics. These include both resident and non-resident deaths. This data was obtained from the Office of Vital Statistics of the Department of Health. Rates related to deaths in this report are medical examiner cases per every 1,000 recorded deaths.

Population estimates (as of April 1, 2010) for the state of Florida were provided by the Finance & Economic Analysis Section of the Executive Office of the Governor. Unless

otherwise noted, rates related to population in this report are deaths for every 100,000 residents.

Information concerning autopsy numbers and other workload distribution figures are supplied by the 24 medical examiner districts in their Annual Report Workload Data Forms. These forms are filed annually with the Medical Examiners Commission staff in July of the next year. (See Tables I and Ia.)



**TABLE I**  
**2010 District Demographics and Annual Workload Activity Reports**

District	A	B	C	D	E	F	G	H	I	J	K	L	M	N	O	P	Q	R	S	T	U
	Population	Total District Deaths	Natural	Accident: Motor Vehicle	Accident: Non-Motor Vehicle	Suicide	Homicide	Undetermined	Pending	Total Violent Deaths	Fetal Deaths	Human Archaeological Remains	Non-Human Remains	Total Cremation Approvals (CA)	Total Cases Referred to ME	Total Cases Accepted (incl CA)	Cases Referred Minus CA	Cases Accepted Minus CA	Jurisdiction Declined	SIDS	Police Custody or Penal Inst.
1	684,856	6,334	305	117	226	114	46	21	0	524	1	0	22	3,026	5,506	3,855	2,480	829	1,651	0	11
2	409,897	2,879	161	80	103	60	26	13	0	282	0	2	11	1,147	2,077	1,590	930	443	487	2	10
3	168,397	1,462	59	46	74	24	10	5	2	161	0	0	0	707	1,033	927	326	220	106	1	10
4	1,128,442	9,989	371	165	359	174	113	18	5	834	5	0	34	5,118	6,742	6,323	1,624	1,205	419	10	104
5	1,035,784	12,956	365	158	540	178	39	21	0	936	0	1	0	8,949	10,911	10,250	1,962	1,301	661	0	14
6	1,381,239	16,993	524	203	808	276	57	57	0	1,401	1	1	26	12,240	14,720	14,165	2,480	1,925	555	0	16
7	494,593	6,124	245	121	241	109	28	5	0	504	1	0	0	3,773	4,855	4,522	1,082	749	333	1	4
8	376,246	4,015	224	124	173	77	27	24	0	425	0	0	3	2,168	3,121	2,817	953	649	304	0	90
9	1,414,641	9,078	606	193	420	167	107	26	0	913	1	1	0	6,697	9,968	8,216	3,271	1,519	1,752	10	28
10	728,612	7,111	257	120	246	90	48	5	2	511	1	2	10	4,292	5,725	5,060	1,433	768	665	1	7
11	2,496,435	18,755	948	413	376	253	241	6	56	1,345	3	4	9	8,154	11,086	10,447	2,932	2,293	639	2	43
12	737,143	8,484	335	64	287	141	33	18	3	546	2	0	0	6,308	7,735	7,189	1,427	881	546	1	5
13	1,229,226	9,992	852	216	616	155	90	32	0	1,109	3	5	33	6,153	8,913	8,114	2,760	1,961	799	5	3
14	293,909	2,943	182	50	88	44	20	1	7	210	2	4	1	1,097	2,128	1,489	1,031	392	639	0	8
15	1,320,134	13,639	374	141	480	203	97	33	1	955	1	0	8	6,198	8,461	7,527	2,263	1,329	934	4	4
16	73,090	531	78	20	45	21	5	2	0	93	0	4	5	393	592	564	199	171	28	0	0
17	1,748,066	14,300	646	174	569	261	79	78	0	1,161	0	0	1	6,414	9,873	8,221	3,459	1,807	1,652	7	6
18	543,376	5,876	249	73	244	109	31	7	0	464	0	0	0	3,538	4,743	4,251	1,205	713	492	0	8
19	602,131	6,347	322	99	261	95	22	9	1	487	1	0	13	4,462	5,462	5,271	1,000	809	191	2	8
20	321,520	2,979	134	35	199	50	10	5	0	299	1	0	7	2,203	3,005	2,636	802	433	369	2	0
21	670,778	6,211	310	99	321	125	44	4	2	595	2	2	26	4,515	7,520	5,420	3,005	905	2,100	1	0
22	159,978	2,383	82	11	46	31	2	2	0	92	0	0	0	1,764	2,279	1,938	515	174	341	1	3
23	360,099	2,765	139	60	94	69	10	4	0	237	0	1	3	1,762	2,400	2,138	638	376	262	3	0
24	422,718	3,015	110	23	96	49	14	2	0	184	0	0	1	1,673	2,323	1,967	650	294	356	2	0
State	18,801,310	175,161	7,878	2,805	6,912	2,875	1,199	398	79	14,268	25	27	213	102,751	141,178	124,897	38,427	22,146	16,281	55	382

Note: Columns are labeled for easy reference to other tables in report.

**TABLE Ia**  
**2010 Workload by Depth of Examination**

District	Natural				Acc: Motor Veh				Acc: Non Motor Veh				Suicide				Homicide				Undetermined				Pending				Totals for Year		
	Autopsied	Body Inspected	Case Investigated only	Total	Autopsied	Body Inspected	Case Investigated only	Total	Autopsied	Body Inspected	Case Investigated only	Total	Autopsied	Body Inspected	Case Investigated only	Total	Autopsied	Body Inspected	Case Investigated only	Total	Autopsied	Body Inspected	Case Investigated only	Total	Autopsied	Body Inspected	Case Investigated only	Total	Autopsied	Body Inspected	Case Investigated only
	a	b	c	d	e	f	g	h	i	j	k	l	m	n	o	p	q	r	s	t	u	v	w	x	y	z	aa	bb	cc	dd	ee
1	57	7	241	305	41	48	28	117	110	14	102	226	112	0	2	114	45	0	1	46	19	0	2	21	0	0	0	0	384	69	376
2	79	61	21	161	73	5	2	80	63	34	6	103	60	0	0	60	26	0	0	26	13	0	0	13	0	0	0	0	314	100	29
3	50	9	0	59	41	5	0	46	50	22	2	74	24	0	0	24	10	0	0	10	5	0	0	5	2	0	0	2	182	36	2
4	311	58	2	371	108	56	1	165	225	112	22	359	174	0	0	174	113	0	0	113	15	2	1	18	5	0	0	5	951	228	26
5	200	33	132	365	146	2	10	158	270	4	266	540	178	0	0	178	39	0	0	39	21	0	0	21	0	0	0	0	854	39	408
6	290	234	0	524	165	37	1	203	544	253	11	808	275	0	1	276	57	0	0	57	57	0	0	57	0	0	0	0	1,388	524	13
7	96	149	0	245	91	29	1	121	158	78	5	241	109	0	0	109	28	0	0	28	5	0	0	5	0	0	0	0	487	256	6
8	190	34	0	224	113	11	0	124	76	92	5	173	76	1	0	77	27	0	0	27	24	0	0	24	0	0	0	0	506	138	5
9	406	200	0	606	143	50	0	193	287	133	0	420	163	4	0	167	106	1	0	107	22	4	0	26	0	0	0	0	1,127	392	0
10	198	38	21	257	104	6	10	120	178	13	55	246	87	2	1	90	48	0	0	48	5	0	0	5	1	1	0	2	621	60	87
11	645	299	4	948	413	0	0	413	208	75	93	376	252	1	0	253	241	0	0	241	6	0	0	6	56	0	0	56	1,821	375	97
12	214	119	2	335	57	7	0	64	183	90	14	287	140	1	0	141	33	0	0	33	17	0	1	18	2	1	0	3	646	218	17
13	394	425	33	852	187	28	1	216	363	45	208	616	153	2	0	155	88	2	0	90	32	0	0	32	0	0	0	0	1,217	502	242
14	72	53	57	182	41	9	0	50	61	15	12	88	43	1	0	44	20	0	0	20	1	0	0	1	4	3	0	7	242	81	69
15	224	123	27	374	86	50	5	141	302	62	116	480	199	4	0	203	97	0	0	97	33	0	0	33	0	0	1	1	941	239	149
16	41	37	0	78	20	0	0	20	42	2	1	45	21	0	0	21	5	0	0	5	2	0	0	2	0	0	0	0	131	39	1
17	376	266	4	646	148	25	1	174	419	148	2	569	254	7	0	261	78	1	0	79	70	5	3	78	0	0	0	0	1,345	452	10
18	165	84	0	249	65	8	0	73	165	76	3	244	109	0	0	109	30	1	0	31	7	0	0	7	0	0	0	0	541	169	3
19	148	171	3	322	88	11	0	99	155	91	15	261	95	0	0	95	22	0	0	22	9	0	0	9	1	0	0	1	518	273	18
20	62	64	8	134	28	6	1	35	58	24	117	199	50	0	0	50	10	0	0	10	5	0	0	5	0	0	0	0	213	94	126
21	172	138	0	310	96	3	0	99	150	171	0	321	124	1	0	125	43	1	0	44	3	1	0	4	2	0	0	2	590	315	0
22	56	26	0	82	11	0	0	11	45	1	0	46	30	1	0	31	2	0	0	2	2	0	0	2	0	0	0	0	146	28	0
23	27	110	2	139	54	6	0	60	71	23	0	94	69	0	0	69	9	1	0	10	3	1	0	4	0	0	0	0	233	141	2
24	46	64	0	110	20	3	0	23	78	17	1	96	49	0	0	49	14	0	0	14	2	0	0	2	0	0	0	0	209	84	1
<b>State</b>	<b>4,519</b>	<b>2,802</b>	<b>557</b>	<b>7,878</b>	<b>2,339</b>	<b>405</b>	<b>61</b>	<b>2,805</b>	<b>4,261</b>	<b>1,595</b>	<b>1,056</b>	<b>6,912</b>	<b>2,846</b>	<b>25</b>	<b>4</b>	<b>2,875</b>	<b>1,191</b>	<b>7</b>	<b>1</b>	<b>1,199</b>	<b>378</b>	<b>13</b>	<b>7</b>	<b>398</b>	<b>73</b>	<b>5</b>	<b>1</b>	<b>79</b>	<b>15,607</b>	<b>4,852</b>	<b>1,687</b>

Note: Cases Investigated Only means the body was not viewed by a medical examiner (ME), although the case was investigated and certified by an ME.  
Columns are labeled for easy reference to other tables in report.

**TABLE II**

**Cases Accepted by Medical Examiners  
Related to District Population**

		Autopsies and Other			Cremation
Rank	Dist	Investigations	Rank	Dist	Approvals
1	16	2.340	1	22	11.027
2	8	1.725	2	6	8.862
3	13	1.595	3	5	8.640
4	7	1.514	4	12	8.557
5	6	1.394	5	7	7.628
6	21	1.349	6	19	7.410
7	20	1.347	7	20	6.852
8	19	1.344	8	21	6.731
9	14	1.334	9	18	6.511
10	18	1.312	10	10	5.891
11	3	1.306	11	8	5.762
12	5	1.256	12	16	5.377
13	1	1.210	13	13	5.006
14	12	1.195	14	23	4.893
15	22	1.088	15	9	4.734
16	2	1.081	16	15	4.695
17	9	1.074	17	4	4.535
18	4	1.068	18	1	4.418
19	10	1.054	19	3	4.198
20	23	1.044	20	24	3.958
21	17	1.034	21	14	3.732
22	15	1.007	22	17	3.669
23	11	0.919	23	11	3.266
24	24	0.695	24	2	2.798

**TABLE III**

**Autopsies Related to  
Total Deaths, Population, and Violent Deaths**

		Autopsies/ Total Deaths			Autopsies/ Population			Autopsies/ Violent Deaths
Rank	Dist		Rank	Dist		Rank	Dist	
1	16	0.247	1	16	1.792	1	22	1.587
2	8	0.126	2	8	1.345	2	10	1.392
3	3	0.124	3	3	1.081	3	8	1.349
4	9	0.124	4	6	1.005	4	11	1.295
5	13	0.122	5	18	0.996	5	9	1.282
6	2	0.109	6	13	0.990	6	2	1.231
7	11	0.097	7	7	0.985	7	18	1.213
8	4	0.095	8	22	0.913	8	16	1.191
9	21	0.095	9	21	0.880	9	17	1.185
10	17	0.094	10	12	0.876	10	3	1.174
11	18	0.092	11	19	0.860	11	12	1.168
12	10	0.087	12	10	0.852	12	7	1.125
13	23	0.084	13	4	0.843	13	13	1.117
14	14	0.082	14	5	0.824	14	23	1.094
15	6	0.082	15	14	0.823	15	4	1.084
16	19	0.082	16	9	0.797	16	24	1.040
17	7	0.080	17	17	0.769	17	5	1.034
18	12	0.076	18	2	0.766	18	6	1.027
19	20	0.072	19	11	0.729	19	19	1.024
20	24	0.069	20	15	0.713	20	21	0.990
21	15	0.069	21	20	0.662	21	14	0.988
22	5	0.066	22	23	0.647	22	15	0.848
23	22	0.061	23	1	0.561	23	1	0.697
24	1	0.061	24	24	0.494	24	20	0.661

TABLE IV

## Percent of Medical Examiner Cases Autopsied

District	Natural	Accident: Motor Vehicle	Accident: Non-Motor Vehicle	Suicide	Homicide	Undetermined
1	18.7%	35.0%	48.7%	98.2%	97.8%	90.5%
2	49.1%	91.3%	61.2%	100.0%	100.0%	100.0%
3	84.7%	89.1%	67.6%	100.0%	100.0%	100.0%
4	83.8%	65.5%	62.7%	100.0%	100.0%	83.3%
5	54.8%	92.4%	50.0%	100.0%	100.0%	100.0%
6	55.3%	81.3%	67.3%	99.6%	100.0%	100.0%
7	39.2%	75.2%	65.6%	100.0%	100.0%	100.0%
8	84.8%	91.1%	43.9%	98.7%	100.0%	100.0%
9	67.0%	74.1%	68.3%	97.6%	99.1%	84.6%
10	77.0%	86.7%	72.4%	96.7%	100.0%	100.0%
11	68.0%	100.0%	55.3%	99.6%	100.0%	100.0%
12	63.9%	89.1%	63.8%	99.3%	100.0%	94.4%
13	46.2%	86.6%	58.9%	98.7%	97.8%	100.0%
14	39.6%	82.0%	69.3%	97.7%	100.0%	100.0%
15	59.9%	61.0%	62.9%	98.0%	100.0%	100.0%
16	52.6%	100.0%	93.3%	100.0%	100.0%	100.0%
17	58.2%	85.1%	73.6%	97.3%	98.7%	89.7%
18	66.3%	89.0%	67.6%	100.0%	96.8%	100.0%
19	46.0%	88.9%	59.4%	100.0%	100.0%	100.0%
20	46.3%	80.0%	29.1%	100.0%	100.0%	100.0%
21	55.5%	97.0%	46.7%	99.2%	97.7%	75.0%
22	68.3%	100.0%	97.8%	96.8%	100.0%	100.0%
23	19.4%	90.0%	75.5%	100.0%	90.0%	0.0%
24	41.8%	87.0%	81.3%	100.0%	100.0%	100.0%
<b>State</b>	<b>57.4%</b>	<b>83.4%</b>	<b>61.6%</b>	<b>99.0%</b>	<b>99.3%</b>	<b>95.0%</b>

**TABLE V**  
**Ranking of Violent Death Rates**  
**(Per Population / 1000)**

<b>Ranking</b>	<b>Dist</b>	<b>Mot Veh Acc/ Population</b>	<b>Dist</b>	<b>Non M-V Acc/ Population</b>	<b>Dist</b>	<b>Homicides/ Population</b>	<b>Dist</b>	<b>Suicides/ Population</b>	<b>Dist</b>	<b>Total Violent/ Population</b>
1	8	0.330	20	0.619	4	0.100	16	0.287	16	1.272
2	16	0.274	16	0.616	11	0.097	7	0.220	8	1.130
3	3	0.273	6	0.585	9	0.076	8	0.205	7	1.019
4	7	0.245	5	0.521	15	0.073	18	0.201	6	1.014
5	2	0.195	13	0.501	13	0.073	6	0.200	3	0.956
6	13	0.176	7	0.487	8	0.072	22	0.194	20	0.930
7	1	0.171	21	0.479	16	0.068	23	0.192	5	0.904
8	14	0.170	8	0.460	14	0.068	12	0.191	13	0.902
9	23	0.167	18	0.449	1	0.067	21	0.186	21	0.887
10	11	0.165	3	0.439	10	0.066	5	0.172	18	0.854
11	10	0.165	19	0.433	21	0.066	1	0.166	19	0.809
12	19	0.164	12	0.389	2	0.063	19	0.158	1	0.765
13	5	0.153	15	0.364	3	0.059	20	0.156	12	0.741
14	21	0.148	10	0.338	18	0.057	4	0.154	4	0.739
15	6	0.147	1	0.330	7	0.057	15	0.154	15	0.723
16	4	0.146	17	0.326	17	0.045	14	0.150	14	0.715
17	9	0.136	4	0.318	12	0.045	17	0.149	10	0.701
18	18	0.134	14	0.299	6	0.041	2	0.146	2	0.688
19	20	0.109	9	0.297	5	0.038	3	0.143	17	0.664
20	15	0.107	22	0.288	19	0.037	13	0.126	23	0.658
21	17	0.100	23	0.261	24	0.033	10	0.124	9	0.645
22	12	0.087	2	0.251	20	0.031	9	0.118	22	0.575
23	22	0.069	24	0.227	23	0.028	24	0.116	11	0.539
24	24	0.054	11	0.151	22	0.013	11	0.101	24	0.435

Rank	Violent Deaths	District	Geographical Area of Florida with Population Ranking (#)
1	1,401	6	St. Petersburg (#4)
2	1,345	11	Miami (#1)
3	1,161	17	Ft. Lauderdale (#2)
4	1,109	13	Tampa (#6)
5	955	15	Palm Beach (#5)
6	936	5	Leesburg (#8)
7	913	9	Orlando (#3)
8	834	4	Jacksonville (#7)
9	595	21	Ft. Myers (#12)
10	546	12	Sarasota (#9)
11	524	1	Pensacola (#11)
12	511	10	Lakeland (#10)
13	504	7	Daytona Beach (#15)
14	487	19	Ft. Pierce (#13)
15	464	18	Melbourne (#14)
16	425	8	Gainesville (#18)
17	299	20	Naples (#20)
18	282	2	Tallahassee (#17)
19	237	23	St. Augustine (#19)
20	210	14	Panama City (#21)
21	184	24	Sanford (#16)
22	161	3	Live Oak (#22)
23	93	16	Florida Keys (#24)
24	92	22	Port Charlotte (#23)
<b>State</b>	<b>14,268</b>		

Dist	Deaths/Population	Autopsies/Total Deaths	Autopsies/Population
1	0.92%	0.061	0.561
2	0.70%	0.109	0.766
3	0.87%	0.124	1.081
4	0.89%	0.095	0.843
5	1.25%	0.066	0.824
6	1.23%	0.082	1.005
7	1.24%	0.080	0.985
8	1.07%	0.126	1.345
9	0.64%	0.124	0.797
10	0.98%	0.087	0.852
11	0.75%	0.097	0.729
12	1.15%	0.076	0.876
13	0.81%	0.122	0.990
14	1.00%	0.082	0.823
15	1.03%	0.069	0.713
16	0.73%	0.247	1.792
17	0.82%	0.094	0.769
18	1.08%	0.092	0.996
19	1.05%	0.082	0.860
20	0.93%	0.072	0.662
21	0.93%	0.095	0.880
22	1.49%	0.061	0.913
23	0.77%	0.084	0.647
24	0.71%	0.069	0.494
<b>State</b>	<b>0.93%</b>	<b>0.089</b>	<b>0.830</b>

**TABLE VIII**

**Fifteen Year Comparison of SIDS Deaths**

Dist	1996	1997	1998	1999	2000	2001	2002	2003	2004	2005	2006	2007	2008	2009	2010
1	9	7	6	8	2	5	2	6	2	3	3	0	0	0	0
2	2	6	3	6	2	1	0	2	2	0	2	0	4	1	2
3	1	2	3	1	3	1	0	1	1	1	0	0	2	0	1
4	12	10	11	8	15	7	6	9	7	8	4	3	5	3	10
5	6	7	1	9	1	6	3	2	2	8	1	2	0	0	0
6	14	16	6	7	7	0	0	0	0	0	0	0	0	0	0
7	7	2	4	4	6	4	2	2	4	7	5	1	2	4	1
8	5	4	6	5	3	3	6	8	7	0	5	2	9	3	0
9	12	13	9	13	3	11	17	11	8	12	10	6	5	6	10
10	10	14	8	15	10	3	5	7	7	0	0	1	0	0	1
11	18	8	11	9	8	0	4	2	0	2	5	4	1	0	2
12	0	3	1	0	1	1	1	0	0	0	2	2	1	1	1
13	12	10	16	13	10	13	10	4	6	7	5	8	7	5	5
14	7	1	1	2	0	0	1	0	0	0	0	0	1	2	0
15	10	3	2	2	1	1	3	2	1	2	0	2	0	2	4
16	0	0	0	1	0	1	1	0	0	0	0	0	0	1	0
17	2	7	10	4	10	9	2	8	5	3	5	5	2	1	7
18	4	3	1	0	5	1	1	1	1	2	1	0	0	0	0
19	7	3	3	2	2	2	4	0	2	4	2	8	1	3	2
20	2	0	2	0	1	1	0	2	2	2	2	1	2	0	2
21	3	8	6	2	5	2	1	3	3	2	1	1	1	0	1
22	0	0	1	0	2	1	1	1	0	2	0	0	1	1	1
23	6	7	2	0	3	1	0	2	2	7	4	4	5	2	3
24	2	3	2	7	2	6	3	0	2	4	1	1	1	1	2
<b>State</b>	<b>151</b>	<b>137</b>	<b>115</b>	<b>118</b>	<b>102</b>	<b>80</b>	<b>73</b>	<b>73</b>	<b>64</b>	<b>76</b>	<b>58</b>	<b>51</b>	<b>50</b>	<b>50</b>	<b>55</b>

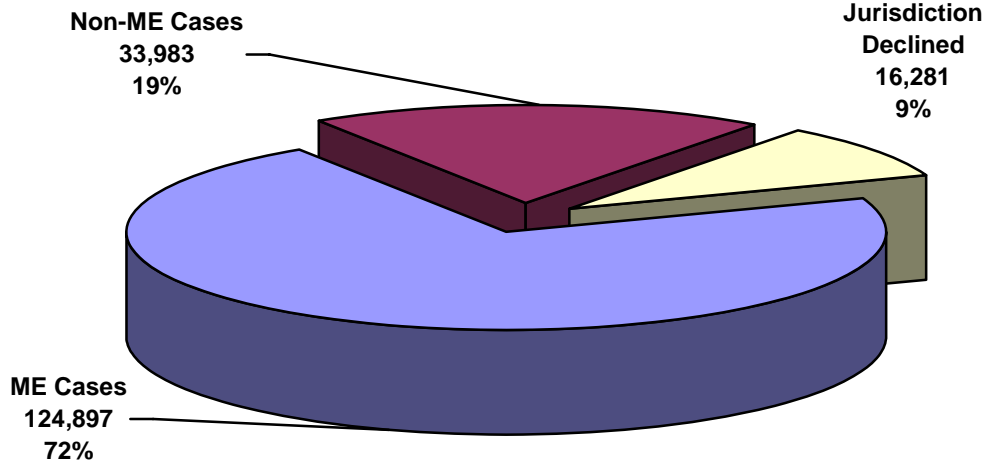
**TABLE IX****Fifteen Year Comparison of Violent Death Rates**

<b>Dist</b>	<b>1995</b>	<b>1996</b>	<b>1997</b>	<b>1998</b>	<b>1999</b>	<b>2000</b>	<b>2001</b>	<b>2002</b>	<b>2003</b>	<b>2004</b>	<b>2005</b>	<b>2006</b>	<b>2007</b>	<b>2008</b>	<b>2009</b>	<b>2010</b>
1	0.564	0.597	0.583	0.574	0.517	0.576	0.664	0.714	0.763	0.787	0.867	0.831	0.811	0.805	0.807	0.765
2	0.634	0.615	0.541	0.572	0.554	0.688	0.530	0.621	0.359	0.560	0.736	0.640	0.634	0.625	0.624	0.688
3	0.689	0.670	0.723	0.681	0.660	0.749	0.690	0.976	0.773	0.848	0.981	0.910	0.990	0.975	0.975	0.956
4	0.613	0.609	0.589	0.598	0.620	0.634	0.703	0.740	0.743	0.793	0.802	0.792	0.842	0.835	0.837	0.739
5	0.685	0.618	0.648	0.702	0.587	0.702	0.784	0.796	0.755	0.711	0.792	0.782	0.699	0.690	0.685	0.904
6	0.644	0.582	0.615	0.597	0.642	0.647	0.721	0.766	0.805	0.846	0.825	0.893	0.909	0.910	0.914	1.014
7	0.663	0.626	0.716	0.705	0.724	0.652	0.670	0.814	0.769	0.838	0.867	0.810	0.823	0.818	0.824	1.019
8	0.743	0.698	0.696	0.718	0.672	0.733	0.705	0.802	0.947	0.905	1.072	1.049	1.170	1.151	1.141	1.130
9	0.669	0.657	0.582	0.691	0.664	0.621	0.655	0.615	0.617	0.695	0.730	0.721	0.702	0.693	0.697	0.645
10	0.626	0.578	0.604	0.590	0.614	0.622	0.641	0.669	0.665	0.788	0.569	0.764	0.663	0.657	0.658	0.701
11	0.730	0.720	0.684	0.670	0.648	0.598	0.585	0.615	0.586	0.584	0.608	0.621	0.611	0.607	0.608	0.539
12	0.584	0.599	0.547	0.557	0.559	0.627	0.634	0.554	0.689	0.731	0.763	0.753	0.746	0.737	0.741	0.741
13	0.783	0.729	0.743	0.793	0.818	0.795	0.797	0.896	0.879	0.847	0.864	0.908	0.908	0.902	0.905	0.902
14	0.748	0.744	0.603	0.767	0.669	0.847	0.884	0.863	0.891	0.844	0.845	0.927	0.937	0.920	0.919	0.715
15	0.614	0.641	0.623	0.651	0.659	0.660	0.700	0.691	0.789	0.774	0.792	0.833	0.904	0.904	0.910	0.723
16	0.815	0.943	1.003	0.909	1.126	0.741	1.464	1.085	1.242	1.120	1.226	1.180	1.279	1.328	1.296	1.272
17	0.613	0.636	0.638	0.596	0.625	0.544	0.609	0.649	0.641	0.646	0.693	0.666	0.675	0.677	0.683	0.664
18	0.640	0.618	0.576	0.595	0.583	0.701	0.750	0.888	0.872	0.848	1.002	0.981	0.880	0.874	0.875	0.854
19	0.677	0.604	0.575	0.650	0.622	0.675	0.858	0.867	0.897	0.951	0.827	0.835	0.764	0.754	0.759	0.809
20	0.815	0.736	0.890	0.787	0.797	0.704	0.756	0.836	0.838	0.865	0.941	0.946	0.872	0.874	0.874	0.930
21	0.772	0.822	0.834	0.874	0.927	0.912	0.956	0.941	0.929	1.082	1.113	1.047	0.993	0.979	0.991	0.887
22	0.556	0.518	0.442	0.394	0.497	0.551	0.505	0.485	0.507	0.682	0.669	0.605	0.620	0.615	0.616	0.575
23	0.723	0.625	0.759	0.738	0.735	0.723	0.630	0.694	0.680	0.695	0.649	0.624	0.663	0.645	0.643	0.658
24	0.278	0.334	0.370	0.459	0.342	0.318	0.299	0.335	0.385	0.357	0.335	0.081	0.409	0.408	0.411	0.435
<b>State</b>	<b>0.657</b>	<b>0.643</b>	<b>0.636</b>	<b>0.652</b>	<b>0.647</b>	<b>0.647</b>	<b>0.682</b>	<b>0.715</b>	<b>0.721</b>	<b>0.748</b>	<b>0.772</b>	<b>0.773</b>	<b>0.775</b>	<b>0.770</b>	<b>0.772</b>	<b>0.759</b>



# Chart Ia

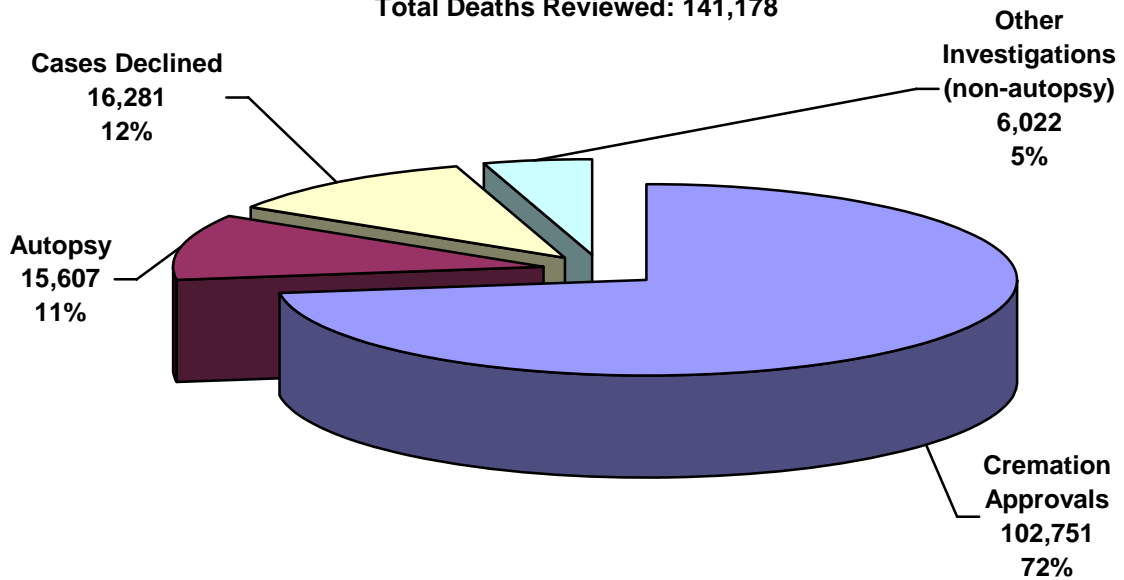
2010 Medical Examiner Jurisdiction  
Total Florida Deaths: 175,161



\* Total Non-ME Cases: 50,264. Includes Jurisdiction Declined Cases.  
\*\* Includes Cases Accepted and Cremation Approvals

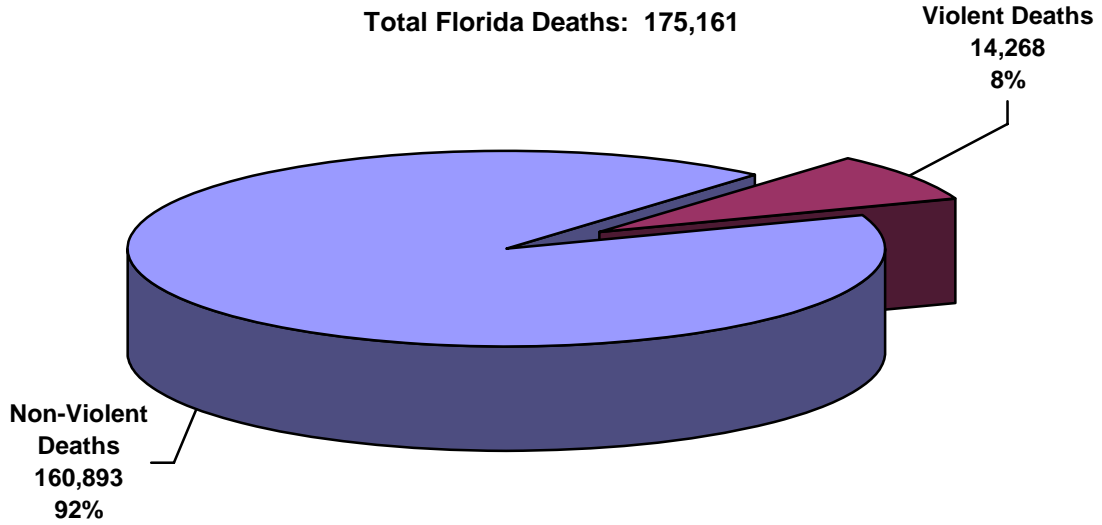
# Chart Ib

2010 Medical Examiner Workload  
Total Deaths Reviewed: 141,178



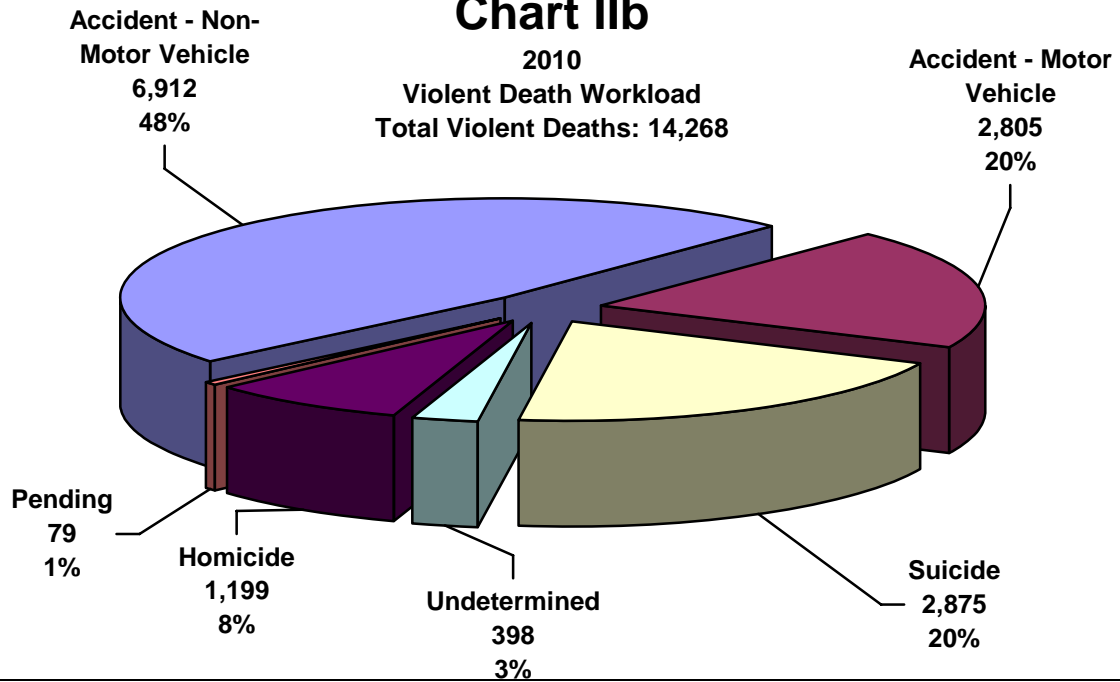
## Chart Ila

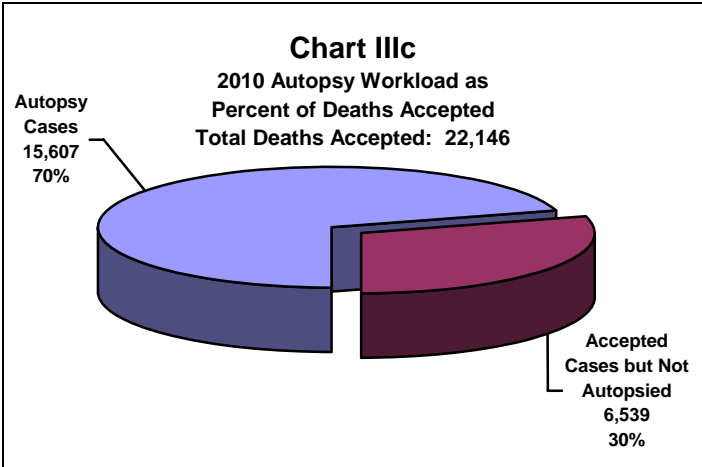
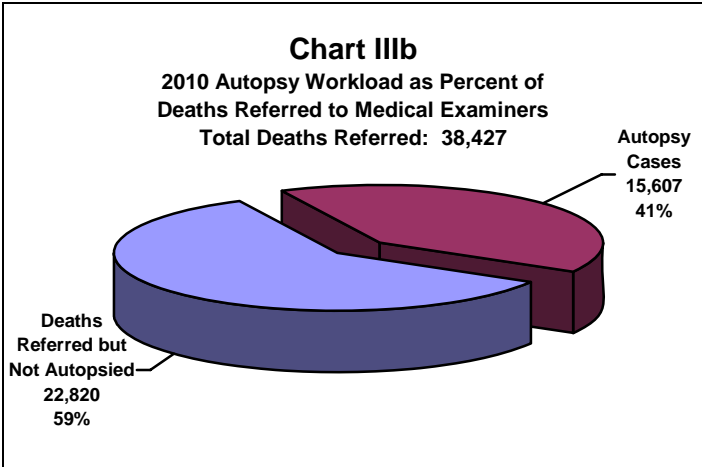
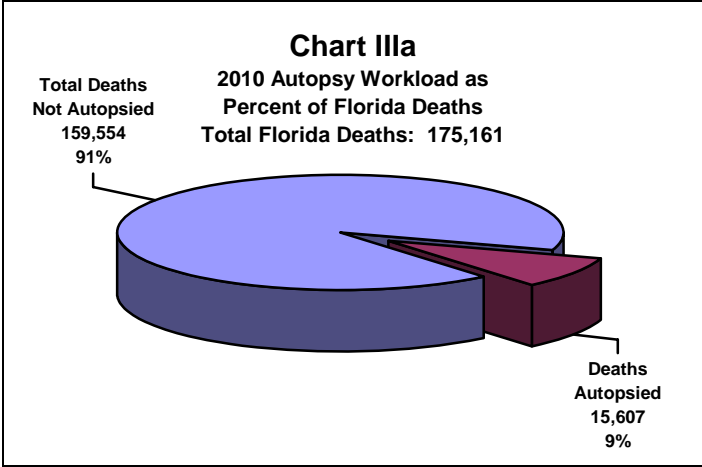
2010  
Violent vs. Non-Violent Deaths  
Total Florida Deaths: 175,161



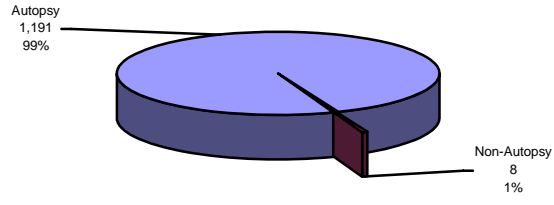
## Chart I Ib

2010  
Violent Death Workload  
Total Violent Deaths: 14,268

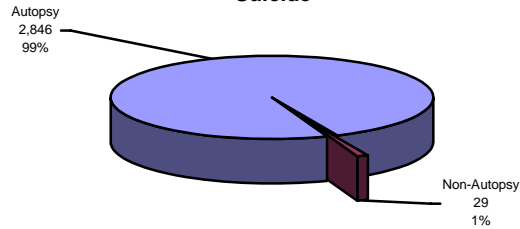




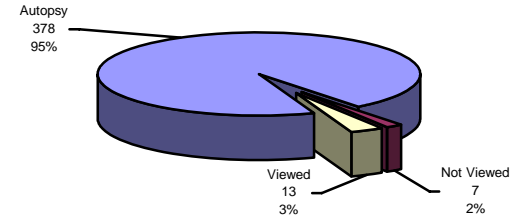
**Chart IVa**  
Workload by Depth of Examinations  
Homicide



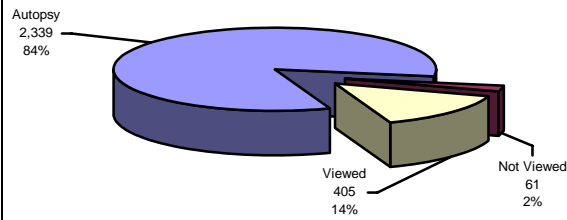
**Chart IVb**  
Workload by Depth of Examinations  
Suicide



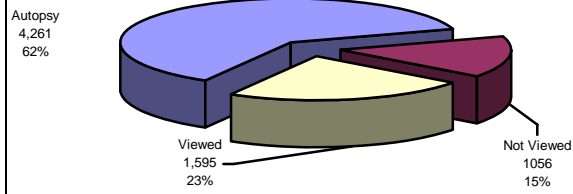
**Chart IVc**  
Workload by Depth of Examinations  
Undetermined



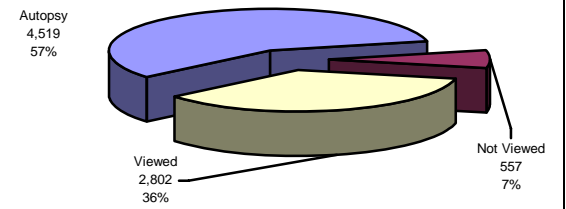
**Chart IVd**  
Workload by Depth of Examinations  
Accident: Motor Vehicle



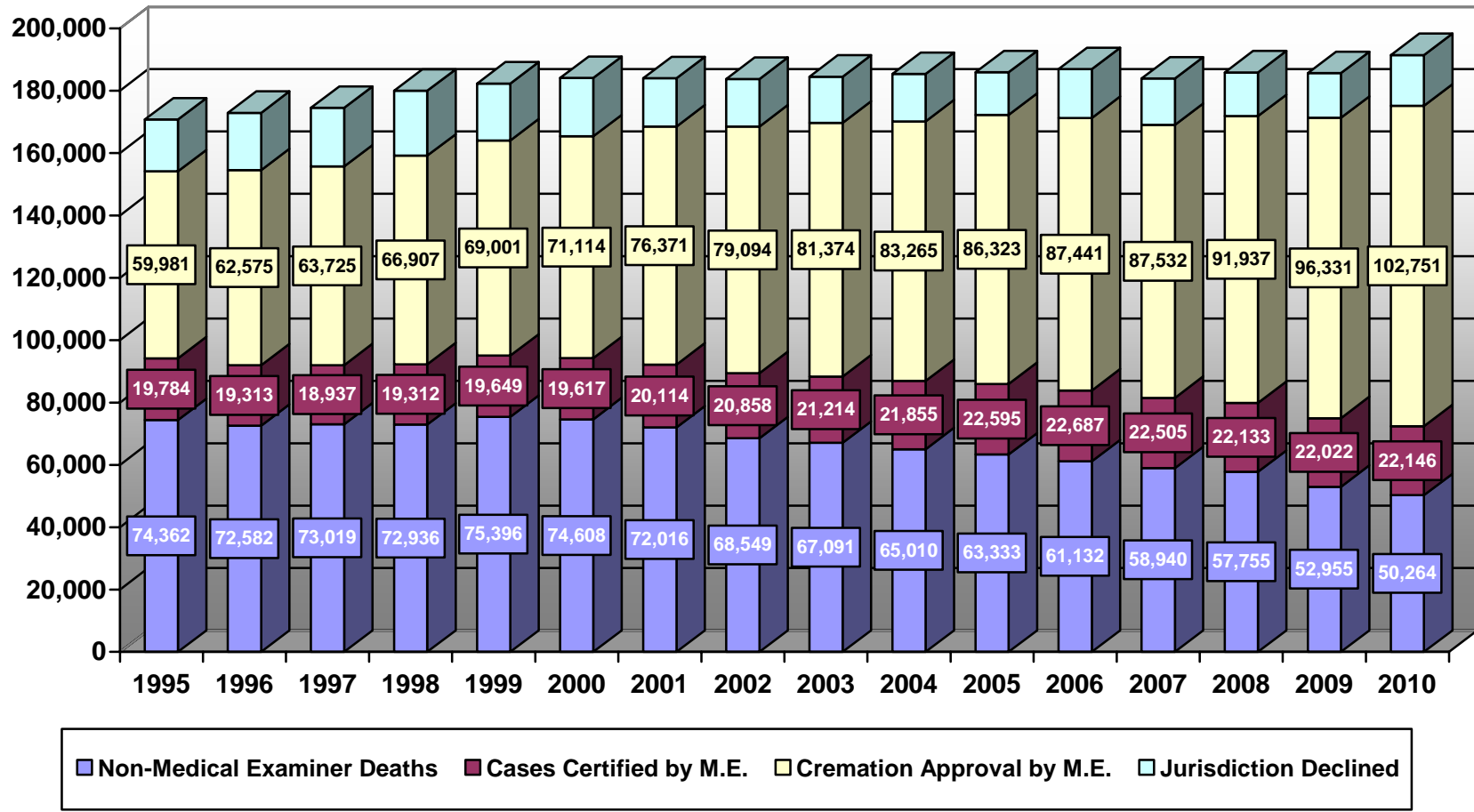
**Chart IVe**  
Workload by Depth of Examinations  
Accident: Non-Motor Vehicle



**Chart IVf**  
Workload by Depth of Examinations  
Natural



**Chart V**  
**Historical Workload**  
**Cases Referred to Medical Examiners**  
**1995-2010**



## MEDICAL EXAMINERS COMMISSION

**Bruce A. Hyma, M.D.**  
**Chairman**

District 11 Medical Examiner  
Number One on Bob Hope Road  
Miami, Florida 33136-1133  
(305) 545-2425  
FAX: (305) 545-2412  
*email: bahyma@miamidade.gov*  
Second Term: 8/18/2011-7/1/2015

**Russell S. Vega, M.D.**

District 12 Medical Examiner  
2001 Siesta Drive, Suite 302  
Sarasota, Florida 34239  
(941) 361-6909  
FAX: (941) 361-6914  
*email: rvega@fldist12me.com*  
First Term: 10/2/2008-6/30/2012

**Honorable Robert P. Peryam**

Sheriff, Monroe County  
5525 College Road  
Key West, Florida 33040  
(305) 292-7001  
FAX: (305) 292-7099  
*email: bperyam@keysso.net*  
First Term: 8/16/2010-6/30/2013

**Jon C. Thomas, L.F.D.**

Funeral Director  
Forest Meadows Funeral Home & Cemeteries  
2615 N.E. 17th Terrace  
Gainesville, Florida 32609  
(352) 372-1447  
FAX: (352) 377-6446  
*email: jcthomas@thomaspierce.com*  
First Term: 10/2/2008-6/30/2012

**Kenneth T. Jones**

Deputy State Registrar  
Office of Vital Statistics  
Post Office Box 210  
Jacksonville, Florida 32231  
(904) 359-6900 xt. 1001  
FAX: (904) 359-6931  
*email: ken\_jones@doh.state.fl.us*  
Term: Not applicable

**Honorable James S. Purdy, J.D.**

Public Defender, 7th Judicial Circuit  
251 North Ridgewood Avenue  
Daytona Beach, Florida 32114  
(386) 239-7730  
FAX: (386) 239-7702  
*email: purdy.james@pd7.org*  
Partial Term: 10/2/2008-6/30/2009  
First Term: 1/6/2010-6/30/2013

**Robert J. Krauss, J.D.**

Chief - Assistant Attorney General  
Bureau Chief, Tampa Criminal Appeals  
3507 East Frontage Road, Suite 200  
Tampa, Florida 33607-7013  
(813) 287-7900  
FAX: (813) 281-5500  
*email: bob.krauss@myfloridalegal.com*  
Term: Not applicable

**Honorable Angela B. Corey**

State Attorney, Fourth Judicial Circuit  
Courthouse Annex, 14th Floor  
220 East Bay Street  
Jacksonville, Florida 32202  
(904) 630-7075  
FAX: (904) 630-2938  
*email: acorey@coj.net*  
First Term: 8/18/2011-7/1/2015

**Donna G. Hayes**

Manatee County Commissioner  
Board of County Commissioners  
Post Office Box 1000  
Bradenton, Florida 34206-1000  
(941) 745-3700  
FAX: (941) 745-3790  
*email: donna.hayes@mymanatee.org*  
First Term: 1/6/2010-6/30/2013

### STAFF

Medical Examiners Commission  
Florida Department of Law Enforcement  
2331 Phillips Road (32308)  
Post Office Box 1489  
Tallahassee, Florida 32302  
(850) 410-8600  
FAX: (850) 410-8621

Bureau Chief Glen Hopkins (850) 410-8600  
*glenhopkins@fdle.state.fl.us*

Government Analyst II Doug Culbertson (850) 410-8609  
*dougculbertson@fdle.state.fl.us*

Research and Training Specialist Duke Deese (850) 410-8608  
*dukedeese@fdle.state.fl.us*

Administrative Assistant Debbie Turvaville (850) 410-8610  
*debbieturvaville@fdle.state.fl.us*

## FLORIDA DISTRICT MEDICAL EXAMINERS

### District 1

**Andrea N. Minyard, M.D.**  
5151 North 9th Avenue  
Pensacola, Florida 32504  
Dir of Ops Jeff Martin  
(850) 416-7200  
FAX: (850) 416-6475  
e-mail: [anminyard@aol.com](mailto:anminyard@aol.com)

### District 2

**David T. Stewart, M.D.**  
Post Office Box 14389  
Tallahassee, Florida 32317  
ME Secretary Lucy Bean  
(850) 942-7473  
FAX: (850) 219-7690  
e-mail: [stew@polaris.net](mailto:stew@polaris.net)

### District 3

Dixie Co. ME Service by Dt. 8  
Madison Co. ME Service by Dt. 2  
Remaining Co.'s Service by Dt. 4

### District 4

**Valerie J. Rao, M.D.**  
Interim Medical Examiner  
2100 Jefferson Street  
Jacksonville, Florida 32206  
Operations Mgr Terri McCrackin  
(904) 255-4000  
FAX: (904) 630-0964  
e-mail: [TerriM@coj.net](mailto:TerriM@coj.net)

### District 5

**Barbara C. Wolf, M.D.**  
809 Pine Street  
Leesburg, Florida 34748  
Dir of Ops Mike Hensley  
(352) 326-5961  
FAX: (352) 365-6438  
e-mail: [Michael.Hensley@marioncountyfl.org](mailto:Michael.Hensley@marioncountyfl.org)

### District 6

**Jon R. Thogmartin, M.D.**  
10900 Ulmerton Road  
Largo, Florida 33778  
Chief Inv Damon Breton  
(727) 582-6800  
FAX: (727) 582-6820  
e-mail: [dbreton@co.pinellas.fl.us](mailto:dbreton@co.pinellas.fl.us)

### District 7

**Marie A. Herrmann, M.D.**  
1360 Indian Lake Road  
Daytona Beach, FL 32124-1001  
Dir of Ops Chris Boden  
(386) 258-4060  
FAX: (386) 258-4061  
e-mail: [cboden@co.volusia.fl.us](mailto:cboden@co.volusia.fl.us)

### District 8

**William F. Hamilton, M.D.**  
606 S.W. 3rd Avenue  
Gainesville, Florida 32601  
Dir of Ops Larry Bedore  
(352) 273-9292  
FAX: (352) 273-9288  
e-mail: [bedore@pathology.ufl.edu](mailto:bedore@pathology.ufl.edu)

### District 9

**Jan C. Garavaglia, M.D.**  
2350 East Michigan Street  
Orlando, Florida 32806  
Forensic Coord. Sheri Blanton  
(407) 836-9400  
FAX: (407) 836-9450  
e-mail: [Sheri.Blanton@ocfl.net](mailto:Sheri.Blanton@ocfl.net)

### District 10

**Stephen J. Nelson, M.A., M.D.**  
1021 Jim Keene Boulevard  
Winter Haven, Florida 33880  
Ofc Mgr Sheli Wilson  
(863) 298-4600  
FAX: (863) 298-5264  
e-mail: [StephenNelson@polk-county.net](mailto:StephenNelson@polk-county.net)

### District 11

**Bruce A. Hyma, M.D.**  
Number One on Bob Hope Road  
Miami, Florida 33136-1133  
Dir of Ops Larry Cameron  
(305) 545-2400  
FAX: (305) 545-2412  
e-mail: [BAHyma@MiamiDade.gov](mailto:BAHyma@MiamiDade.gov)

### District 12

**Russell S. Vega, M.D.**  
2001 Siesta Drive, Suite 302  
Sarasota, Florida 34239  
Dir of Ops David Winterhalter  
(941) 361-6909  
FAX: (941) 361-6914  
email: [rveqa@fldist12me.com](mailto:rveqa@fldist12me.com)

### District 13

**Vernard I. Adams, M.D.**  
11025 North 46th Street  
Tampa, Florida 33617  
Dir of Ops Richard L. Bailey  
(813) 914-4500  
FAX: (813) 914-4594  
e-mail: [adamsv@hillsboroughcounty.org](mailto:adamsv@hillsboroughcounty.org)

### District 14

**Michael Hunter, M.D.**  
3737 Frankford Avenue  
Panama City, Florida 32405  
ME Secretary June Williams  
(850) 747-5740  
FAX: (850) 747-5745  
e-mail: [medex@baycountyfl.gov](mailto:medex@baycountyfl.gov)

### District 15

**Michael D. Bell, M.D.**  
3126 Gun Club Road  
West Palm Beach, Florida 33406  
Mgr MEO Ops. Harold Ruslander  
(561) 688-4575  
FAX: (561) 688-4588  
e-mail: [mbell@pbcgov.org](mailto:mbell@pbcgov.org)

### District 16

**E. Hunt Scheurman, M.D.**  
P. O. Box 523207  
Marathon Shores, Florida 33052  
Dir of Ops Gary McCoullough  
(305) 743-9011  
FAX: (305) 743-9013  
e-mail: [wthh929@aol.com](mailto:wthh929@aol.com)

### District 17

**Joshua A. Perper, M.D., LL.B.**  
5301 S.W. 31st Avenue  
Ft. Lauderdale, Florida 33312  
Div Admin Asst Sherri Baker  
(954) 327-6500  
FAX: (954) 327-6580  
e-mail: [jperper@broward.orc](mailto:jperper@broward.orc)

### District 18

**Sajid S. Qaiser, M.D.**  
1750 Cedar Street  
Rockledge, Florida 32955  
Interim Program Mgr Craig Engelson  
(321) 633-1981  
FAX: (321) 633-1986  
e-mail: [sajid.qaiser@brevardcounty.us](mailto:sajid.qaiser@brevardcounty.us)

### District 19

**Roger E. Mittleman, M.D.**  
2500 South 35th Street  
Ft. Pierce, Florida 34981  
Admin Mgr Lydia Kidd  
(772) 464-7378  
FAX: (772) 464-2409  
e-mail: [lkidd@irsc.edu](mailto:lkidd@irsc.edu)

### District 20

**Marta U. Coburn, M.D.**  
3838 Domestic Avenue  
Naples, Florida 34104  
Ofc Mgr Elizabeth Alfonso  
(239) 434-5020  
FAX: (239) 434-5027  
e-mail: [naplesme@collierqov.net](mailto:naplesme@collierqov.net)

### District 21

**Rebecca A. Hamilton, M.D.**  
70 Danley Drive  
Ft. Myers, Florida 33907  
Admin Mgr Patti Wheaton  
(239) 277-5020  
FAX: (239) 277-5017  
e-mail: [pwheaton@leeqov.com](mailto:pwheaton@leeqov.com)

### District 22

**Riazul H. Imami, M.D., Ph.D.**  
18130 Paulson Drive  
Pt. Charlotte, Florida 33954  
Office Mgr Penny Fulton  
(941) 625-1111  
FAX: (941) 627-0995  
e-mail: [ai786@aol.com](mailto:ai786@aol.com)

### District 23

**Predrag Bulic, M.D.**  
4501 Avenue A  
St. Augustine, Florida 32095  
Office Mgr Koni Rogers  
(904) 209-0820  
FAX: (800) 255-8617  
e-mail: [medex23@sjcfl.us](mailto:medex23@sjcfl.us)

### District 24

**Marie A. Herrmann, M.D.**  
1360 Indian Lake Road  
Daytona Beach, FL 32124-1001  
Dir of Ops Chris Boden  
(386) 258-4060  
FAX: (386) 258-4061  
e-mail: [cboden@co.volusia.fl.us](mailto:cboden@co.volusia.fl.us)

**FLORIDA ASSOCIATE MEDICAL EXAMINERS**

**District 1**

(Michael D. Bell, M.D.)  
(Wilson A. Broussard, M.D.)  
(Frederick P. Hobin, M.D.)  
(Michael Hunter, M.D.)  
(Aurelian Nicolaescu, M.D.)

**District 2**

Anthony J. Clark, M.D.  
Lisa M. Flannagan, M.D.  
Jerry L. Harris, M.D.  
John P. Mahoney, M.D.  
Charles F. Manning, M.D.  
Margaret Havens Neal, M.D.  
L. Stephen Sarbeck, M.D.  
Stephen L. Sgan, M.D.  
Benjamin M. Turner, M.D.

**District 3**

Dixie Co. ME Service by Dist. 8  
Madison Co. ME Service by Dist. 2  
Remaining Co.'s Service by Dist. 4

**District 4**

Jessie C. Giles, M.D.  
Aurelian Nicolaescu, M.D.  
Stacey A. Simons, M.D.  
Michael R. Steckbauer, M.D.  
Wendy Ann Stroh, D.O.  
(Martha J. Burt, M.D.)  
(William H. Donnelly, M.D.)  
(William F. Hamilton, M.D.)  
(Carolyn M. Hopkins, M.D.)

**District 5**

Wendy A. Lavezzi, M.D.  
Kyle C. Shaw, MBBS  
(Carolyn M. Hopkins, M.D.)  
(Susan S. Ignacio, M.D.)  
(Wayne D. Kurz, M.D.)  
(Noel A. Palma, M.D.)  
(Joshua D. Stephany, M.D.)  
(Jon Thogmartin, M.D.)  
(Christopher I. Wilson, M.D.)

**District 6**

Susan S. Ignacio, M.D.  
Wayne D. Kurz, M.D.  
Noel A. Palma, M.D.  
Dollett T. White, M.D.  
Christopher I. Wilson, M.D.  
(Wilson A. Broussard, M.D.)  
(Wendy A. Lavezzi, M.D.)  
(Stephen J. Nelson, M.D.)  
(Robert R. Pfalzgraf, M.D.)  
(Kyle C. Shaw, MBBS)  
(Suzanne R. Utley, M.D.)  
(Russell S. Vega, M.D.)  
(Barbara C. Wolf, M.D.)

**District 7**

Shiping Bao, M.D.  
Tim J. Gallagher, M.D.  
(Frederick P. Hobin, M.D.)

**District 8**

Martha J. Burt, M.D.  
William H. Donnelly, M.D.  
Carolyn Hopkins, M.D.  
(Predrag Bulic, M.D.)  
(Jessie C. Giles, M.D.)  
(Wendy A. Lavezzi, M.D.)  
(Roger E. Mittleman, M.D.)  
(Stephen J. Nelson, M.D.)  
(Aurelian Nicolaescu, M.D.)  
(Valerie J. Rao, M.D.)  
(Kyle Shaw, M.D.)  
(Wendy A. Stroh, M.D.)  
(Jon R. Thogmartin, M.D.)  
(Barbara C. Wolf, M.D.)

**District 9**

Marie H. Hansen, M.D.  
Sara H. Irrgang, M.D.  
Joshua D. Stephany, M.D.  
Gary L. Utz, M.D.  
(Wendy Lavezzi, M.D.)  
(George D. Leidel, M.D.)  
(Stephen J. Nelson, M.D.)  
(Sajid Qaiser, M.D.)  
(Kyle Shaw, M.D.)  
(Vera Volnikh, M.D.)  
(Barbara Wolf, M.D.)

**District 10**

George D. Leidel, M.D.  
Vera Volnikh, M.D.  
(Susan S. Ignacio, M.D.)  
(Wayne D. Kurz, M.D.)  
(Wendy Lavezzi, M.D.)  
(Roger E. Mittleman, M.D.)  
(Noel A. Palma, M.D.)  
(Kyle C. Shaw, MBBS)  
(Jon R. Thogmartin, M.D.)  
(Christopher I. Wilson, M.D.)  
(Barbara C. Wolf, M.D.)

**District 11**

Erica Curry, M.D.  
Peter A. Gillespie, M.D.  
Kenneth D. Hutchins, M.D.  
Emma O. Lew, M.D.  
Chantel Njiwaji, M.D.  
Jennifer Park, D.O.  
Amy Rapkiewicz, M.D.  
Eva Gyori Schiff, M.D.  
Mark J. Shuman, M.D.  
Kristen Thomas, M.D.  
(Michael D. Bell, M.D.)  
(Manfred Borges, M.D.)  
(Iouri G. Boiko, M.D., Ph.D.)  
(Stephen J. Cina, M.D.)  
(Marta Coburn, M.D.)  
(Lance G. Davis, M.D.)  
(Gertrude M. Juste, M.D.)  
(Reinhard W. Motte, M.D.)  
(Linda R. O'Neil, M.D.)  
(Joshua A. Perper, M.D.)  
(E. Hunt Scheuerman, M.D.)  
(Khalil Wardak, M.D.)

**District 12**

Wilson A. Broussard, M.D.  
Suzanne R. Utley-Bobak, M.D.  
(Laura S. Hair, M.D.)  
(Frederick P. Hobin, M.D.)  
(Robert R. Pfalzgraf, M.D.)  
(Daniel L. Schultz, M.D.)  
(Kyle C. Shaw, MBBS)

**District 13**

Elise F. Arbefeville, M.D.  
Leszek Chrostowski, M.D.  
Laura S. Hair, M.D.  
Mary K. Mainland, M.D.  
Yelena Piazza, M.D.  
Sara H. Zydowicz, D.O.

**District 14**

(Andrea N. Minyard, M.D.)  
(Mark J. Shuman, M.D.)

**District 15**

Glen Axelson, D.O.  
Gertrude M. Juste, M.D.  
Reinhard W. Motte, M.D.  
(Iouri G. Boiko, M.D. Ph.D.)  
(Stephen J. Cina, M.D.)  
(Lance Davis, M.D.)  
(Peter A. Gillespie, M.D.)  
(Stuart M. Graham, M.D.)  
(Kenneth D. Hutchins, M.D.)  
(Bruce A. Hyma, M.D.)  
(Emma O. Lew, M.D.)  
(Roger E. Mittleman, M.D.)  
(Linda R. O'Neil, M.D.)  
(Jennifer Park, D.O.)  
(Joshua A. Perper, M.D., LL.B., M.Sc)  
(Mark J. Shuman, M.D.)  
(Darin Trelka, M.D.)  
(Khalil Wardak, M.D.)

**District 16**

(Stephen J. Cina, M.D.)  
(Erica Curry, M.D.)  
(Peter A. Gillespie, M.D.)  
(Kenneth D. Hutchins, M.D.)  
(Bruce A. Hyma, M.D.)  
(Emma O. Lew, M.D.)  
(Chantel Njiwaji, M.D.)  
(Amy Rapkiewicz, M.D.)  
(Mark J. Shuman, M.D.)  
(Wendy A. Stroh, D.O.)  
(Kristen Thomas, M.D.)

**District 17**

Iouri G. Boiko, M.D., Ph.D.  
Lance G. Davis, M.D.  
Rebecca MacDougall, M.D.  
Darin Trelka, M.D.  
Khalil Wardak, M.D.  
(Glen K. Axelson, D.O.)  
(Michael D. Bell, M.D.)  
(Peter A. Gillespie, M.D.)  
(Kenneth Hutchins, M.D.)  
(Bruce A. Hyma, M.D.)  
(Gertrude M. Juste, M.D.)  
(Emma O. Lew, M.D.)  
(Reinhard W. Motte, M.D.)  
(Linda R. O'Neil, M.D.)  
(Mark J. Shuman, M.D.)  
(Wendolyn Sneed, M.D.)

**District 18**

Krzysztof Podjaski, M.D.  
(Roger E. Mittleman, M.D.)

**District 19**

Linda Rush O'Neil, M.D.  
(Glen K. Axelson, D.O.)  
(Michael D. Bell, M.D.)  
(Stuart M. Graham, M.D.)  
(Frederick P. Hobin, M.D.)  
(Gertrude M. Juste, M.D.)  
(Reinhard W. Motte, M.D.)  
(Stephen J. Nelson, M.D.)  
(Krzysztof Podjaski, M.D.)  
(Mark J. Shuman, M.D.)  
(Sajid Qaiser, M.D.)

**District 20**

Manfred Borges, Jr., M.D.  
(Glen K. Axelson, D.O.)  
(Peter A. Gillespie, M.D.)  
(Rebecca A. Hamilton, M.D.)  
(Kenneth D. Hutchins, M.D.)  
(Bruce A. Hyma, M.D.)  
(Emma O. Lew, M.D.)  
(Mark J. Shuman, M.D.)

**District 21**

Robert Pfalzgraf, M.D.  
Wendolyn Sneed, M.D.  
(Manfred C. Borges, M.D.)  
(Marta U. Coburn, M. D.)  
(Riazul H. Imami, M.D., Ph.D.)  
(Mark J. Shuman, M.D.)

**District 22**

(Wilson A. Broussard, Jr., M.D.)  
(Daniel L. Schultz, M.D.)  
(Suzanne Utley, M.D.)  
(Russell S. Vega, M.D.)

**District 23**

(Tim J. Gallagher, M.D.)  
(Frederick P. Hobin, M.D.)

**District 24**

(ME Services Covered by Dist. 7)



# Florida Medical Examiner Districts

**District 1**

Escambia  
Santa Rosa  
Walton

**District 2**

Franklin  
Gadsden  
Jefferson  
Leon  
Liberty  
Taylor  
Wakulla

**District 3** \*Covered by

Columbia \*4

Dixie \*8

Hamilton \*4

Lafayette \*4

Madison \*2

Suwannee \*4

**District 4**

Clay  
Duval  
Nassau

**District 5**

Citrus  
Hernando  
Lake  
Marion  
Sumter

**District 6**

Pasco  
Pinellas

**District 7**

Volusia

**District 8**

Alachua  
Baker  
Bradford  
Gilchrist  
Levy  
Union

**District 9**

Orange  
Osceola

**District 10**

Hardee  
Highlands  
Polk

**District 11**

Dade

**District 12**

DeSoto  
Manatee  
Sarasota

**District 13**

Hillsborough

**District 14**

Bay  
Calhoun  
Gulf  
Holmes  
Jackson  
Washington

**District 15**

Palm Beach

**District 16**

Monroe

**District 17**

Broward

**District 18**

Brevard

**District 19**

Indian River

Martin

Okeechobee

St. Lucie

**District 20**

Collier

**District 21**

Glades

Hendry

Lee

**District 22**

Charlotte

**District 23**

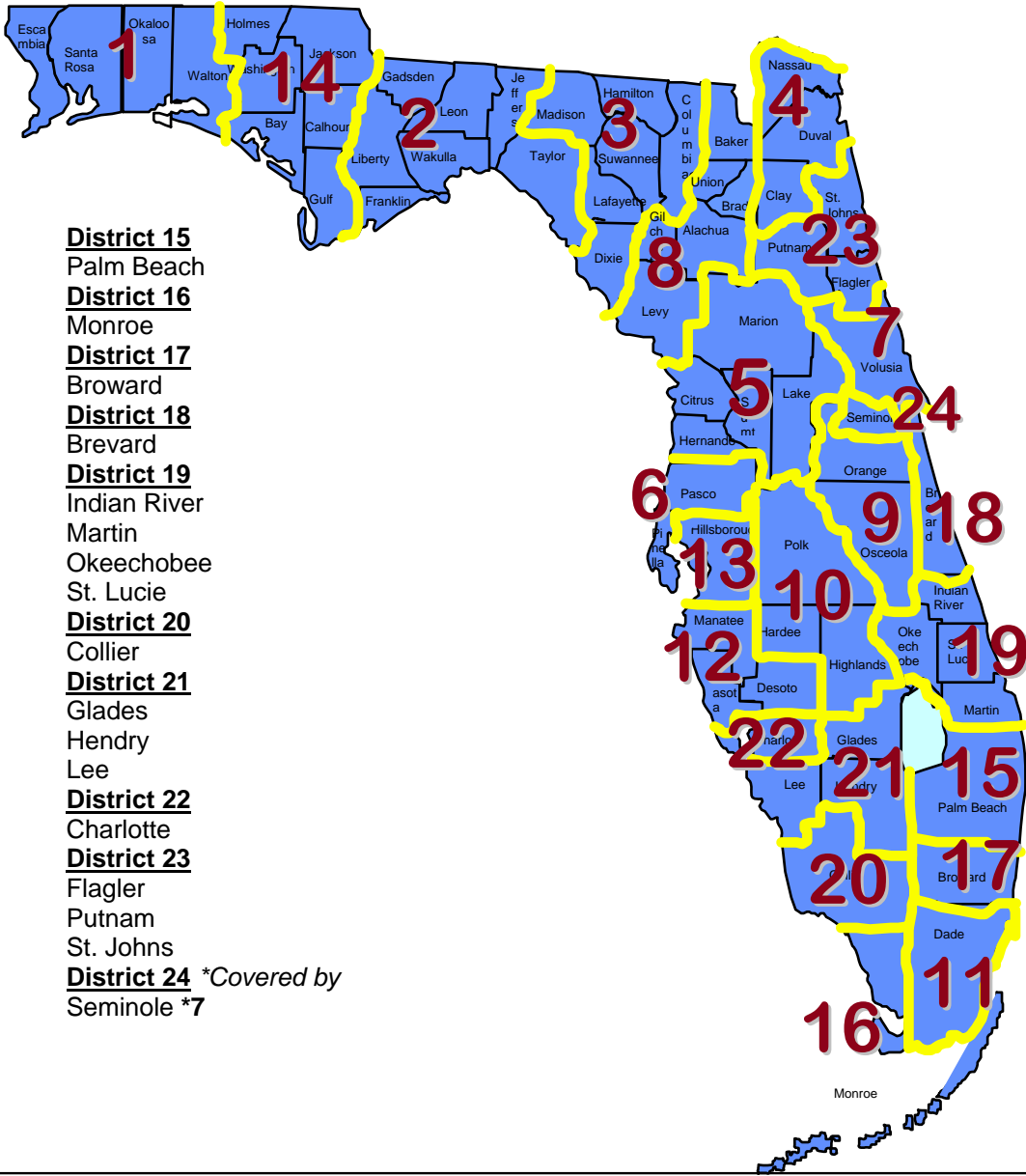
Flagler

Putnam

St. Johns

**District 24** \*Covered by

Seminole \*7



## MEDICAL EXAMINERS COMMISSION

REPRESENTING	COMMISSIONER	APPOINTMENT	REAPPOINTMENT	TERM
Medical Examiners	Russell S. Vega, M.D.	2008	2012	2016
	Bruce A. Hyma, M.D.	2007	2011	2015
State Attorneys	Angela B. Corey, J.D.	2011	2015	2019
Public Defenders	James S. Purdy, J.D.	2008	2009/2013	2017
County Commissions	Donna G. Hayes	2010	2014	2018
Sheriffs	Robert P. Peryam	2010	2013	2017
Funeral Home Industry	Jon C. Thomas	2008	2012	2016
Attorney General	Robert J. Krauss, J.D.	Standing appointment with no term		
Department of Health	Kenneth T. Jones	Standing appointment with no term		

## DISTRICT MEDICAL EXAMINER THREE YEAR TERM SCHEDULES

DISTRICT	NEXT THREE TERM YEARS		
1	2012	2015	2018
2	2012	2015	2018
3	2012	2015	2018
4	2012	2015	2018
5	2012	2015	2018
6	2012	2015	2018
7	Home Rule Authority Began 1997		
8	2013	2016	2019
9	2013	2016	2019
10	2013	2016	2019
11	Home Rule Authority Began 1992		
12	2013	2016	2019
13	Home Rule Authority Began 1992		
14	2013	2016	2019
15	Home Rule Authority Began 1993		
16	2011	2014	2017
17	2011	2014	2017
18	2011	2014	2017
19	2011	2014	2017
20	2011	2014	2017
21	2011	2014	2017
22	2011	2014	2017
23	2011	2014	2017
24	2011	2014	2017



**Medical Examiners Commission**

**[www.fdle.state.fl.us](http://www.fdle.state.fl.us)**