



# 2014

## *ANNUAL REPORT*

Published August 2015

Stephen J. Nelson, M.A., M.D., F.C.A.P.

Chairman

Bruce A. Hyma, M.D. • Honorable James S. Purdy, J.D. • Honorable Rick Beseler  
Robert J. Krauss, J.D. • Robin Giddens Sheppard, L.F.D. • Honorable Angela B. Corey, J.D.

Kenneth T. Jones • Honorable Carol Whitmore

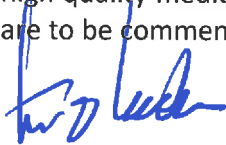
## From the Chairman of the Medical Examiners Commission

On behalf of the Medical Examiners Commission, I am pleased to provide this *Annual Workload Report* to each of our district medical examiners. While the Medical Examiners Commission is no longer required to submit this report to the Governor and the Legislature, the information included here is invaluable to the many interested parties well beyond the boundaries of our medical examiner districts. The Medical Examiners Commission continues to strongly believe in the value and worth of compiling this statewide data and in providing it to the general public and to policy makers alike.

The *Report of Drugs Identified in Deceased Persons* provides highly sought after and critical information related to drug deaths. This unique report continues to track the unfortunate results of the abuse of both prescription and illicit drugs. This report assists Florida's state and local agencies in allocating and focusing their precious resources. The report is constantly evolving. Dating back to 1987, this annual report was first conceptualized for tracking deaths due to cocaine, with heroin later added in 1995. The *Report of Drugs Identified in Deceased Persons* has currently evolved to include the tracking of 43 drugs and ethanol. More drugs are tracked as their abuse potential and prevalence becomes known.

One of the Medical Examiners Commission's proudest yearly accomplishments continues to be its joint initiative with the Florida Department of Law Enforcement (FDLE) and Florida's 24 medical examiner districts to resolve the over 700 unidentified deceased persons in our state. With new technology and advances in forensic science, this project continues to pay dividends for many families seeking closure of a loved one's fate. We will continue to encourage participation and provide access to various resources to reduce the backlog of these unidentified deaths.

Thank you for your on-going professional commitment to providing the State of Florida with high quality medical-legal death investigative services. This is very much a team effort and you are to be commended for your exemplary efforts and professionalism.



Stephen J. Nelson, M.A., M.D., F.C.A.P.  
Chairman, Medical Examiners Commission

# Contents

Introduction.....	1
Commission Appointments .....	1
Medical Examiner Districts.....	1
Disciplinary Actions .....	2
Annual Education Conference .....	2
State Child Fatality Review Committee.....	2
Unidentified Deceased Initiative.....	2
Methodology.....	3
Florida Medical Examiner Coverage Map.....	4
Table I 2014 District Demographics and Annual Workload Activity Reports .....	5
Table Ia 2014 Annual Workload Activity Reports for Infant Deaths .....	6
Table Ib 2014 Annual Workload Activity Reports for Law Enforcement Involved Deaths .....	6
Tale Ia1 2014 Workload by Depth Examination (Infant Deaths Not Sleep Related) .....	7
Table Ib1 2014 Workload by Depth Examination (Law Enforcement Involved Deaths) .....	9
Table Ic 2014 Workload by Depth of Examination.....	10
Table II Cases Accepted Related to District Population .....	12
Table III Autopsies Related to Total Deaths, Population, and Violent Deaths .....	12
Table IV Percent of Medical Examiner Cases Autopsied.....	13
Table V Ranking of Violent Death Rates .....	14
Table VI Ranking of Districts by Numbers of Violent Deaths .....	15
Table VII District Death Rates as Related to Autopsy Rates .....	15
Table VIII Fifteen Year Comparison of Violent Death Rates .....	16
Chart Ia Medical Examiner Jurisdiction.....	17
Chart Ib Medical Examiners Workload 2014.....	17
Chart IIa Violent Versus Non-Violent Deaths .....	18
Chart IIb Violent Death Workload.....	18
Chart IIIa Autopsy Workload as Percent of Total Deaths .....	19
Chart IIIb Autopsy Workload as Percent of Deaths Referred to Medical Examiner .....	19
Chart IIIc Autopsy Workload as Percent of Deaths Accepted .....	19
Chart IVa Workload by Depth of Examinations – Homicide.....	20
Chart IVb Workload by Depth of Examinations – Suicide .....	20
Chart IVc Workload by Depth of Examinations – Undetermined .....	20
Chart IVd Workload by Depth of Examinations – Accident: Motor Vehicle .....	20
Chart IVe Workload by Depth of Examinations – Accident: Drug Intoxication .....	21
Chart IVf Workload by Depth of Examinations – Accident: Fall .....	21
Chart IVg Workload by Depth of Examinations – Accident: Other .....	21
Chart IVh Workload by Depth of Examinations – Natural .....	21
Chart V Historical Workload Cases Referred to Medical Examiners .....	22
Appendix 1 Medical Examiners Commission .....	23
Appendix 2 District Medical Examiners .....	24
Appendix 3 Associate Medical Examiners .....	25
Appendix 4 Medical Examiners Commission Term Schedules.....	26
Appendix 5 District Medical Examiners Term Schedules.....	27

## **INTRODUCTION**

The Medical Examiners Act, Chapter 406, Part I, Florida Statutes, was enacted by the 1970 Legislature in order to establish minimum and uniform standards of excellence in statewide medical examiner services. This report is compiled to illustrate the direction taken by the Medical Examiners Commission (MEC) during 2014 to ensure the maintenance of an effective and viable program of medical examiner services throughout Florida.

## **COMMISSION APPOINTMENTS**

### **New Appointments**

Stephen J. Nelson, M.D., District 10 Medical Examiner, was appointed to fill the seat previously held by Russell S. Vega, M.D, District 12 Medical Examiner, whose term expired on July 1, 2012. Commissioner Nelson's term of appointment ends July 1, 2016.

## **MEDICAL EXAMINER DISTRICTS**

In 2014, the Commission recommended that district medical examiners from Districts 18, 19, 20, 21, 22, 23, and 24 be reappointed by the Governor for additional three-year terms.

District 18	Dr. Sajid S. Qaiser
District 19	Dr. Roger E. Mittleman
District 20	Dr. Marta U. Coburn
District 21	Dr. Rebecca A. Hamilton
District 22	Dr. Riazul H. Imami
District 23	Dr. Predrag Bulic
District 24	Dr. Marie A. Hermann

The appointment of district medical examiners for Districts 18, 19, 20, 21, 22, 23, and 24 ended on June 30, 2014. To assist the Commission in making recommendations to the Governor, surveys were sent via email to the constituents of these districts to obtain feedback regarding the quality of services provided by the medical examiners in said districts. The response rate was excellent and the overwhelming majority of responses were favorable.

Surveys were sent to the constituents of Districts 15 and 17 for information only as these districts fall under a Home Rule Charter. Dr. Michael D. Bell of District 15 and Dr. Craig Mallak of District 17 continued as the district medical examiners.

Upon the Governor's request, District 4 formed a search committee to identify additional candidates for the position of District 4 Medical Examiner. The search was concluded in June, and the names of Dr. Valerie J. Rao and Dr. Michael Hunter were submitted to the Governor for consideration.

Dr. E. Hunt Scheurman, District 16 Medical Examiner, tendered his resignation effective June 20, 2014. Dr. Thomas Beaver was appointed Interim District 16 Medical Examiner effective June 21, 2014. Dr. Beaver has since been recommended to the Governor's Office to serve as the District 16 Medical Examiner.

## **DISCIPLINARY ACTIONS**

In 2014, Commission staff received six formal written complaints against district medical examiners or associate medical examiners. All of these complaints alleged misconduct regarding the findings of cause and/or manner of death. Five of the six complaints were found not legally sufficient by staff, without need for review by a Probable Cause Panel. One case went before a Probable Cause Panel, where it was determined that there was no violation of statute, rule, or practice guidelines.

## **ANNUAL EDUCATIONAL CONFERENCE**

The 41<sup>st</sup> Annual Educational Conference of the Florida Association of Medical Examiners was held in Orlando at the Hyatt Regency Grand Cypress from July 16-18. Attendance at the conference was approximately 100.

## **STATE CHILD FATALITY REVIEW COMMITTEE**

District 2 Associate Medical Examiner, Dr. Anthony Clark, was recommended to replace Dr. Barbara Wolf on the statewide Child Abuse Death Review Team.

The 2014 Florida Child Abuse Death Review Annual Report is posted on the Florida Department of Health's website and can be viewed at <http://www.floridahealth.gov/alternatesites/flcadr/reports.html>.

## **UNIDENTIFIED DECEASED INITIATIVE**

Five success stories were reported during 2014 from districts 4, 6, 9, 10, and 20.

In District 4, a body found buried in an isolated area near Royal Way, west of Interlachen, was confirmed to be a Putnam County man reported missing on December 23, 2013. The family of the decedent had last seen or heard from Jose "Anthony" Cortez in the area of Sixth Way in Interlachen. Detectives suspected he was a victim and developed clues in his disappearance, leading to the discovery of the body on Sept. 30, 2014. District 4 received DNA confirmation that the body was Cortez.

In District 6, the case involved fingerprints from a 1981 case that were matched in the IAFIS for a positive identification because the victim had been arrested in Las Vegas just before he came to Florida.

In District 9, a partially skeletonized body was found in a heavily wooded area near Lake Mann in Orlando on March 3, 1977. In 2008, the District 9 Medical Examiner's Office began entering unidentified cases into the NamUs database, as well as acquiring dental, anthropology, and DNA profiles on any cases with samples still available. In May 2014, upon reviewing all of the information provided, District 9 Medical Examiner, Dr. Jan C. Garavaglia positively identified case 197700202 as Nancy Grace Daniel.

In District 10, skeletal remains were found and DNA was sent to the University of North Texas for analysis. In addition, a forensic artist was able to use the remains to render a facial image. With the DNA and the sketch, the remains were identified and the next of kin notified.

In District 20, unidentified remains were found in early stages of decomposition with insect activity and multiple large defects of skin, which made the underlying bones visible. The body was located in a mangrove area off of State Road 92 and discovered by a fisherman.

District 20 later received a letter from the University of North Texas providing DNA identification between an unidentified male and Roman Reese. Mr. Reese's nuclear genetic profile was obtained from a convicted offender specimen reported by FDLE. The Collier County Sheriff's Office compared Mr. Reese's fingerprints to that of District 20's unidentified male, which were found to be a match as well. Contact was made with the decedent's mother who resides in Miami and his skeletal remains were released.

Success stories can be attributed to many of the tools that are available to medical examiners and law enforcement when investigating unidentified decedents. Some of these tools include the NCIC/FCIC database, which contains missing person records and can include fingerprint and dental records; the Florida Unidentified Decedents Database ([www.fluiddb.com](http://www.fluiddb.com)); the National Missing and Unidentified Persons System ([www.NamUS.gov](http://www.NamUS.gov)); and the Unidentified Deceased Initiative online training video, which was developed by FDLE's Bureau of Professional Development and Missing and Endangered Persons Information Clearinghouse.

District 20 Medical Examiner Marta Coburn, M.D., presented a segment regarding the medical examiners' role in helping identify the unidentified deceased.

#### **METHODOLOGY**

Death statistics in Florida reflect the total number of certificates of death recorded by local county registrars of vital statistics. These include both resident and non-resident deaths. Data for 2014 was obtained from the Department of Health, Office of Vital Statistics. Rates related to deaths in this report are medical examiner cases per every 1,000 recorded deaths.

Population estimates for the state of Florida as of April 1, 2014 were provided by the Finance and Economic Analysis Section of the Executive Office of the Governor. Unless otherwise noted, rates related to population in this report are deaths for every 100,000 residents.

Information concerning autopsy numbers and other workload distribution figures are supplied by each of the 24 medical examiner districts on the Annual Report Workload Data Form. These forms are filed annually with the MEC staff within the Florida Department of Law Enforcement in July of each year (see tables I and Ia).

Deaths included in this report are classified as "Natural" or "Violent." It should be noted that, for the purposes of this report, the term "Violent" includes all non-natural deaths.

# Coverage Map

## District 1

Escambia  
Okaloosa  
Santa Rosa  
Walton

## District 2

Franklin  
Gadsden  
Leon  
Liberty  
Jefferson  
Taylor  
Wakulla

## District 3 \*Covered by

Columbia \*4  
Dixie \*8  
Hamilton \*4  
Lafayette \*2  
Madison \*2  
Suwannee \*2

## District 4

Clay  
Duval  
Nassau

## District 5

Citrus  
Hernando  
Lake  
Marion  
Sumter

## District 6

Pasco  
Pinellas

## District 7

Volusia

## District 8

Alachua  
Baker  
Bradford  
Gilchrist  
Levy  
Union

## District 9

Orange  
Osceola

## District 10

Hardee  
Highlands  
Polk

## District 11

Miami-Dade

## District 12

DeSoto  
Manatee  
Sarasota

## District 13

Hillsborough

## District 14

Bay  
Calhoun  
Gulf  
Holmes  
Jackson  
Washington

## District 15

Palm Beach

## District 16

Monroe

## District 17

Broward

## District 18

Brevard

## District 19

Indian River  
Martin  
Okeechobee  
St. Lucie

## District 20

Collier

## District 21

Glades  
Hendry  
Lee

## District 22

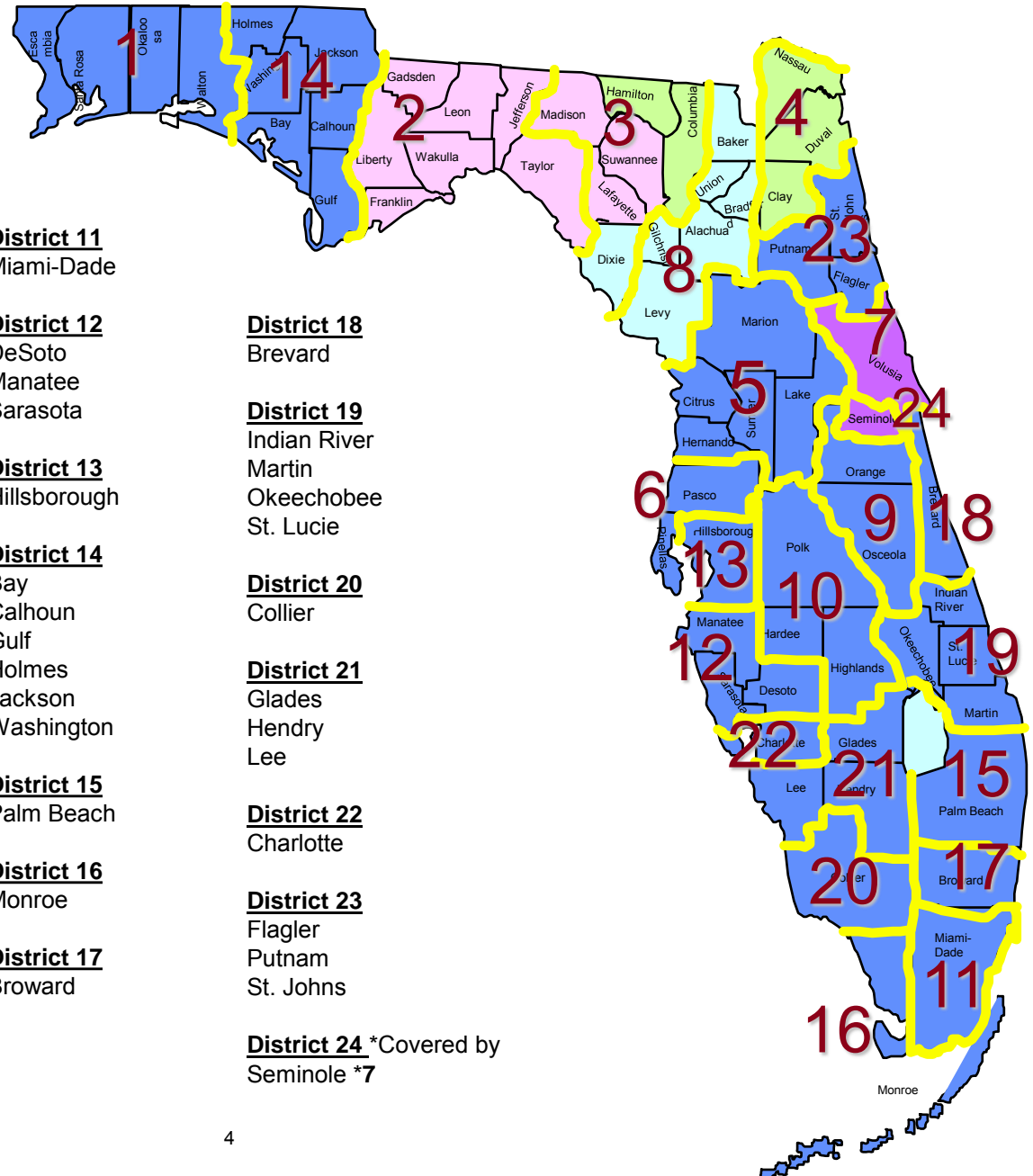
Charlotte

## District 23

Flagler  
Putnam  
St. Johns

## District 24 \*Covered by

Seminole \*7



**TABLE I  
2014 District Demographics and Annual Workload Activity Reports**

District	Population	Total District Deaths	Natural	Accident: Motor Vehicle	Accident: Drug Intoxication	Accident: Fall	Accident: Other	Suicide	Homicide	Undetermined	Pending	Total Violent Deaths	Fetal Deaths	Human Archaeological Remains	Non-Human Remains	Total Cremation Approvals (CA)	Total Cases Referred to ME	Total Cases Accepted (Incl CA)	Cases Referred Minus CA	Cases Accepted Minus CA	Jurisdiction Declined	Infant Deaths: Not Sleep Environment Related	Infant Deaths: Sleep Environment Related	Total Infant Deaths	Total Law Enforcement Involved	Penal Institution (Jail / Prison)	Judicial Executions
1	711,669	6,862	160	127	75	124	62	136	37	21	2	584	2	2	9	3,598	4,421	4,342	823	744	79	7	7	14	4	9	0
2	420,078	3,146	177	69	30	38	16	51	33	5	0	242	0	0	0	1,435	2,465	1,854	1,030	419	611	3	4	7	2	14	0
3	173,766	1,596	93	36	16	13	10	32	12	5	0	124	1	0	0	863	1,267	1,080	404	217	187	5	0	5	2	16	0
4	1,160,084	10,672	392	200	205	199	73	178	130	34	1	1,020	4	1	23	6,164	8,097	7,576	1,933	1,412	521	20	20	40	1	37	0
5	1,088,277	14,356	346	161	127	484	65	200	58	19	0	1,114	1	0	9	10,664	13,293	12,124	2,629	1,460	1,169	7	13	20	6	38	0
6	1,407,158	17,857	520	202	272	380	91	308	71	45	0	1,369	2	0	18	13,617	16,076	15,506	2,459	1,889	570	6	14	20	8	8	0
7	504,236	6,764	258	99	58	77	35	114	21	8	0	412	1	6	2	5,245	6,191	5,915	946	670	276	3	7	10	4	11	0
8	380,018	4,303	253	89	29	89	38	68	31	26	2	372	0	0	5	2,748	3,708	3,373	960	625	335	3	2	5	4	139	8
9	1,521,168	9,909	664	218	218	189	97	180	137	34	0	1,073	6	0	3	6,832	10,816	8,569	3,984	1,737	2,247	8	8	16	22	12	0
10	754,946	7,694	238	160	105	83	39	109	37	4	0	537	2	1	7	5,000	5,897	5,775	897	775	122	9	5	14	3	9	0
11	2,602,826	19,642	830	325	170	281	143	256	244	18	27	1,464	2	2	8	8,797	12,380	11,091	3,583	2,294	1,289	25	15	40	14	58	0
12	767,195	9,189	337	106	135	148	61	141	36	19	0	646	0	0	0	7,082	8,770	8,065	1,688	983	705	2	8	10	4	0	0
13	1,297,986	10,691	985	182	131	261	101	199	71	24	0	969	0	0	7	6,051	8,785	8,005	2,734	1,954	780	8	18	26	5	1	0
14	298,538	3,431	209	62	25	54	24	67	23	10	0	265	0	0	2	1,728	2,680	2,202	952	474	478	8	4	12	3	13	0
15	1,364,653	14,542	352	148	222	218	86	247	98	19	0	1,038	1	0	14	7,184	9,449	8,574	2,265	1,390	875	6	10	16	13	2	0
16	72,553	549	97	10	12	5	21	17	0	6	0	71	0	1	8	447	647	615	200	168	32	1	0	1	0	0	0
17	1,792,586	14,108	509	195	224	285	106	227	85	74	1	1,197	6	2	7	6,871	10,297	8,577	3,426	1,706	1,720	4	17	21	8	9	0
18	554,596	6,627	246	91	112	126	45	120	25	8	2	529	1	0	4	4,246	5,645	5,021	1,399	775	624	3	3	6	2	2	0
19	627,112	7,062	351	90	82	164	38	110	40	6	1	531	0	0	15	5,320	6,684	6,202	1,364	882	482	2	3	5	5	15	0
20	342,391	3,138	142	35	48	192	24	39	6	2	5	351	0	0	3	2,683	3,533	3,176	850	493	357	0	0	0	3	0	0
21	721,538	6,690	316	77	65	219	93	154	44	2	2	656	1	0	5	5,140	7,708	6,112	2,568	972	1,596	3	1	4	6	0	0
22	166,700	2,487	408	9	19	23	9	28	4	0	0	92	0	0	0	1,968	2,794	2,468	826	500	326	0	1	1	0	2	0
23	385,577	3,366	166	64	25	30	20	67	18	3	0	227	0	3	0	2,412	2,805	2,805	393	393	0	0	1	1	0	0	0
24	436,597	3,261	120	18	45	27	22	51	9	4	0	176	0	3	0	2,284	2,856	2,580	572	296	276	0	3	3	1	2	0
State	19,552,248	187,942	8,169	2,773	2,450	3,709	1,319	3,099	1,270	396	43	15,059	30	21	149	118,379	157,264	141,607	38,885	23,228	15,657	133	164	297	120	397	8



<b>TABLE Ia</b>										
<b>2014 Annual Workload Activity Reports For Infant Deaths</b>										
<b>District</b>	<b>Not Sleep Environment Related</b>					<b>Sleep Environment Related</b>				
	<b>Specified Natural Disease</b>	<b>Homicide</b>	<b>Accident</b>	<b>Undetermined</b>	<b>Total</b>	<b>Accidental asphyxia, sleep surface sharing</b>	<b>Accidental asphyxia, not sleep surface sharing</b>	<b>SIDS</b>	<b>Undetermined</b>	<b>Total</b>
1	3	1	0	3	7	3	2	0	2	7
2	0	1	0	2	3	3	0	0	1	4
3	4	0	0	1	5	0	0	0	0	0
4	5	6	5	4	20	5	11	2	2	20
5	1	3	1	2	7	7	3	0	3	13
6	2	2	2	0	6	8	5	0	1	14
7	1	0	2	0	3	2	2	0	3	7
8	1	1	1	0	3	0	0	0	2	2
9	1	2	0	5	8	1	0	0	7	8
10	1	6	1	1	9	1	4	0	0	5
11	9	0	14	2	25	8	6	1	0	15
12	1	1	0	0	2	3	0	1	4	8
13	7	0	1	0	8	9	5	1	3	18
14	4	0	3	1	8	4	0	0	0	4
15	4	0	2	0	6	5	4	0	1	10
16	0	0	0	1	1	0	0	0	0	0
17	1	1	0	2	4	6	4	0	7	17
18	0	1	1	1	3	2	0	1	0	3
19	1	0	0	1	2	2	1	0	0	3
20	0	0	0	0	0	0	0	0	0	0
21	1	0	1	1	3	0	1	0	0	1
22	0	0	0	0	0	0	0	1	0	1
23	0	0	0	0	0	0	0	0	1	1
24	0	0	0	0	0	0	0	0	3	3
State	47	25	34	27	133	69	48	7	40	164

<b>TABLE Ib</b>					
<b>2014 Annual Workload Activity Reports For Law Enforcement Involved Deaths</b>					
<b>District</b>	<b>Law Enforcement Involved (Homicides, not including Judicial Execution)</b>	<b>Law Enforcement Involved (Accidents)</b>	<b>Law Enforcement Involved (Undetermined)</b>	<b>Law Enforcement Involved (Suicides)</b>	<b>Law Enforcement Involved (Natural)</b>
1	3	0	0	1	0
2	2	0	0	0	0
3	1	1	0	0	0
4	0	1	0	0	0
5	6	0	0	0	0
6	5	0	1	2	0
7	3	1	0	0	0
8	2	0	0	2	0
9	9	4	0	9	0
10	1	1	0	1	0
11	6	6	1	0	1
12	3	0	0	1	0
13	5	0	0	0	0
14	2	0	0	0	1
15	4	3	0	2	4
16	0	0	0	0	0
17	6	0	1	1	0
18	1	0	0	1	0
19	1	2	0	2	0
20	0	1	1	0	1
21	2	0	0	1	3
22	0	0	0	0	0
23	0	0	0	0	0
24	1	0	0	0	0
State	63	20	4	23	10

**TABLE Ia1  
2014 Workload by Depth of Examination (Infant Deaths)**

District	Not Sleep Environment Related																		
	Specified Natural Disease				Homicide				Accident				Undetermined				Totals for Year		
	Autopsied	Body Inspected	Case Investigated only	Total	Autopsied	Body Inspected	Case Investigated only	Total	Autopsied	Body Inspected	Case Investigated only	Total	Autopsied	Body Inspected	Case Investigated only	Total	Autopsied	Body Inspected	Case Investigated only
1	3	0	0	3	1	0	0	1	0	0	0	0	3	0	0	3	7	0	0
2	0	0	0	0	1	0	0	1	0	0	0	0	2	0	0	2	3	0	0
3	2	2	0	4	0	0	0	0	0	0	0	0	1	0	0	1	3	2	0
4	5	0	0	5	6	0	0	6	5	0	0	5	4	0	0	4	20	0	0
5	1	0	0	1	3	0	0	3	1	0	0	1	2	0	0	2	7	0	0
6	2	0	0	2	2	0	0	2	2	0	0	2	0	0	0	0	6	0	0
7	1	0	0	1	0	0	0	0	2	0	0	2	0	0	0	0	3	0	0
8	1	0	0	1	1	0	0	1	1	0	0	1	0	0	0	0	3	0	0
9	1	0	0	1	2	0	0	2	0	0	0	0	5	0	0	5	8	0	0
10	1	0	0	1	6	0	0	6	1	0	0	1	1	0	0	1	9	0	0
11	9	0	0	9	0	0	0	0	14	0	0	14	2	0	0	2	25	0	0
12	1	0	0	1	1	0	0	1	0	0	0	0	0	0	0	0	2	0	0
13	7	0	0	7	0	0	0	0	1	0	0	1	0	0	0	0	8	0	0
14	4	0	0	4	0	0	0	0	3	0	0	3	1	0	0	1	8	0	0
15	4	0	0	4	0	0	0	0	2	0	0	2	0	0	0	0	6	0	0
16	0	0	0	0	0	0	0	0	0	0	0	0	1	0	0	1	1	0	0
17	1	0	0	1	1	0	0	1	0	0	0	0	2	0	0	2	4	0	0
18	0	0	0	0	1	0	0	1	1	0	0	1	1	0	0	1	3	0	0
19	1	0	0	1	0	0	0	0	0	0	0	0	1	0	0	1	2	0	0
20	0	0	0	0	0	0	0	0	0	0	0	0	0	0	0	0	0	0	0
21	1	0	0	1	0	0	0	0	1	0	0	1	1	0	0	1	3	0	0
22	0	0	0	0	0	0	0	0	0	0	0	0	0	0	0	0	0	0	0
23	0	0	0	0	0	0	0	0	0	0	0	0	0	0	0	0	0	0	0
24	0	0	0	0	0	0	0	0	0	0	0	0	0	0	0	0	0	0	0
<b>State</b>	45	2	0	47	25	0	0	25	34	0	0	34	27	0	0	27	131	2	0

Note: Cases Investigated Only means the body was not viewed by a medical examiner (ME), although the case was investigated and certified by an ME.

**TABLE Ia1 Cont.  
2014 Workload by Depth of Examination (Infant Deaths)**

Sleep Environment Related																				
District	Accidental asphyxia, sleep surface sharing				Accidental asphyxia, not sleep surface sharing				SIDS				Undetermined				Totals for Year			
	Autopsied	Body Inspected	Case Investigated only	Total	Autopsied	Body Inspected	Case Investigated only	Total	Autopsied	Body Inspected	Case Investigated only	Total	Autopsied	Body Inspected	Case Investigated only	Total	Autopsied	Body Inspected	Case Investigated only	
1	3	0	0	3	2	0	0	2	0	0	0	0	2	0	0	2	7	0	0	
2	3	0	0	3	0	0	0	0	0	0	0	0	1	0	0	1	4	0	0	
3	0	0	0	0	0	0	0	0	0	0	0	0	0	0	0	0	0	0	0	
4	5	0	0	5	11	0	0	11	2	0	0	2	2	0	0	2	20	0	0	
5	7	0	0	7	3	0	0	3	0	0	0	0	3	0	0	3	13	0	0	
6	8	0	0	8	5	0	0	5	0	0	0	0	1	0	0	1	14	0	0	
7	2	0	0	2	2	0	0	2	0	0	0	0	3	0	0	3	7	0	0	
8	0	0	0	0	0	0	0	0	0	0	0	0	2	0	0	2	2	0	0	
9	1	0	0	1	0	0	0	0	0	0	0	0	7	0	0	7	8	0	0	
10	1	0	0	1	4	0	0	4	0	0	0	0	0	0	0	0	5	0	0	
11	8	0	0	8	6	0	0	6	1	0	0	1	0	0	0	0	15	0	0	
12	3	0	0	3	0	0	0	0	1	0	0	1	4	0	0	4	8	0	0	
13	9	0	0	9	5	0	0	5	1	0	0	1	3	0	0	3	18	0	0	
14	4	0	0	4	0	0	0	0	0	0	0	0	0	0	0	0	4	0	0	
15	5	0	0	5	4	0	0	4	0	0	0	0	1	0	0	1	10	0	0	
16	0	0	0	0	0	0	0	0	0	0	0	0	0	0	0	0	0	0	0	
17	6	0	0	6	4	0	0	4	0	0	0	0	7	0	0	7	17	0	0	
18	2	0	0	2	0	0	0	0	1	0	0	1	0	0	0	0	3	0	0	
19	2	0	0	2	1	0	0	1	0	0	0	0	0	0	0	0	3	0	0	
20	0	0	0	0	0	0	0	0	0	0	0	0	0	0	0	0	0	0	0	
21	0	0	0	0	1	0	0	1	0	0	0	0	0	0	0	0	1	0	0	
22	0	0	0	0	0	0	0	0	1	0	0	1	0	0	0	0	1	0	0	
23	0	0	0	0	0	0	0	0	0	0	0	0	1	0	0	1	1	0	0	
24	0	0	0	0	0	0	0	0	0	0	0	0	3	0	0	3	3	0	0	
<b>State</b>	69	0	0	69	48	0	0	48	7	0	0	7	40	0	0	40	164	0	0	

**TABLE Ib1  
2014 Workload by Depth of Examination (Law Enforcement Involved Deaths)**

District	Homicides				Accidents				Undetermined				Suicides				Natural				Totals for Year			
	Autopsied	Body Inspected	Case Investigated only	Total	Autopsied	Body Inspected	Case Investigated only	Total	Autopsied	Body Inspected	Case Investigated only	Total	Autopsied	Body Inspected	Case Investigated only	Total	Autopsied	Body Inspected	Case Investigated only	Total	Autopsied	Body Inspected	Case Investigated only	Total
1	3	0	0	3	0	0	0	0	0	0	0	0	1	0	0	1	0	0	0	0	4	0	0	4
2	2	0	0	2	0	0	0	0	0	0	0	0	0	0	0	0	0	0	0	0	2	0	0	2
3	1	0	0	1	1	0	0	1	0	0	0	0	0	0	0	0	0	0	0	0	2	0	0	2
4	0	0	0	0	1	0	0	1	0	0	0	0	0	0	0	0	0	0	0	0	1	0	0	1
5	6	0	0	6	0	0	0	0	0	0	0	0	0	0	0	0	0	0	0	0	6	0	0	6
6	5	0	0	5	0	0	0	0	1	0	0	1	2	0	0	2	0	0	0	0	8	0	0	8
7	3	0	0	3	1	0	0	1	0	0	0	0	0	0	0	0	0	0	0	0	4	0	0	4
8	2	0	0	2	0	0	0	0	0	0	0	0	2	0	0	2	0	0	0	0	4	0	0	4
9	9	0	0	9	4	0	0	4	0	0	0	0	9	0	0	9	0	0	0	0	22	0	0	22
10	1	0	0	1	1	0	0	1	0	0	0	0	1	0	0	1	0	0	0	0	3	0	0	3
11	6	0	0	6	6	0	0	6	1	0	0	1	0	0	0	0	1	0	1	1	13	1	0	14
12	3	0	0	3	0	0	0	0	0	0	0	0	1	0	0	1	0	0	0	0	4	0	0	4
13	5	0	0	5	0	0	0	0	0	0	0	0	0	0	0	0	0	0	0	0	5	0	0	5
14	2	0	0	2	0	0	0	0	0	0	0	0	0	0	0	1	0	0	1	1	3	0	0	3
15	4	0	0	4	3	0	0	3	0	0	0	0	2	0	0	2	3	1	0	4	12	1	0	13
16	0	0	0	0	0	0	0	0	0	0	0	0	0	0	0	0	0	0	0	0	0	0	0	0
17	6	0	0	6	0	0	0	0	1	0	0	1	1	0	0	1	0	0	0	0	8	0	0	8
18	1	0	0	1	0	0	0	0	0	0	0	0	1	0	0	1	0	0	0	0	2	0	0	2
19	1	0	0	1	2	0	0	2	0	0	0	0	2	0	0	2	0	0	0	0	5	0	0	5
20	0	0	0	0	1	0	0	1	1	0	0	1	0	0	0	0	1	0	0	1	3	0	0	3
21	2	0	0	2	0	0	0	0	0	0	0	0	1	0	0	1	3	0	0	3	6	0	0	6
22	0	0	0	0	0	0	0	0	0	0	0	0	0	0	0	0	0	0	0	0	0	0	0	0
23	0	0	0	0	0	0	0	0	0	0	0	0	0	0	0	0	0	0	0	0	0	0	0	0
24	1	0	0	1	0	0	0	0	0	0	0	0	0	0	0	0	0	0	0	0	1	0	0	1
<b>State</b>	<b>63</b>	<b>0</b>	<b>0</b>	<b>63</b>	<b>20</b>	<b>0</b>	<b>0</b>	<b>20</b>	<b>4</b>	<b>0</b>	<b>0</b>	<b>4</b>	<b>23</b>	<b>0</b>	<b>0</b>	<b>23</b>	<b>8</b>	<b>2</b>	<b>0</b>	<b>10</b>	<b>118</b>	<b>2</b>	<b>0</b>	<b>120</b>

Note: Cases Investigated Only means the body was not viewed by a medical examiner (ME), although the case was investigated and certified by an ME.

**TABLE I c**  
**2014 Workload by Depth of Examination**

District	Natural				Acc: Motor Veh				Acc: Drug Intoxication				Acc: Fall				Acc: Other			
	Autopsied	Body Inspected	Case Investigated only	Total	Autopsied	Body Inspected	Case Investigated only	Total	Autopsied	Body Inspected	Case Investigated only	Total	Autopsied	Body Inspected	Case Investigated only	Total	Autopsied	Body Inspected	Case Investigated only	Total
1	34	0	126	160	33	49	45	127	72	1	2	75	0	0	124	124	35	15	12	62
2	75	62	40	177	59	6	4	69	27	2	1	30	6	14	18	38	15	0	1	16
3	49	24	20	93	35	0	1	36	16	0	0	16	0	4	9	13	8	0	2	10
4	286	90	16	392	138	48	14	200	175	23	7	205	21	70	108	199	56	6	11	73
5	142	27	177	346	130	1	30	161	121	0	6	127	16	3	465	484	48	0	17	65
6	264	248	8	520	157	40	5	202	257	15	0	272	21	9	350	380	65	17	9	91
7	109	145	4	258	83	14	2	99	55	2	1	58	10	61	6	77	29	4	2	35
8	223	29	1	253	83	5	1	89	28	0	1	29	10	77	2	89	33	3	2	38
9	398	225	41	664	147	61	10	218	202	11	5	218	21	70	98	189	65	19	13	97
10	174	35	29	238	137	11	12	160	99	2	4	105	9	9	65	83	30	1	8	39
11	504	318	8	830	299	24	2	325	162	8	0	170	55	120	106	281	119	18	6	143
12	188	146	3	337	86	20	0	106	134	1	0	135	9	125	14	148	42	15	4	61
13	353	607	25	985	160	19	3	182	128	3	0	131	17	157	87	261	81	14	6	101
14	93	89	27	209	43	15	4	62	25	0	0	25	6	10	38	54	20	2	2	24
15	257	81	14	352	53	89	6	148	202	16	4	222	21	39	158	218	49	17	20	86
16	69	23	5	97	10	0	0	10	12	0	0	12	5	0	0	5	21	0	0	21
17	243	266	0	509	78	117	0	195	224	0	0	224	35	116	134	285	92	14	0	106
18	116	130	0	246	59	30	2	91	97	14	1	112	11	115	0	126	37	8	0	45
19	185	164	2	351	72	16	2	90	80	2	0	82	18	10	136	164	30	5	3	38
20	62	73	7	142	29	5	1	35	47	1	0	48	15	38	139	192	15	7	2	24
21	150	166	0	316	70	7	0	77	65	0	0	65	18	200	1	219	81	12	0	93
22	40	43	325	408	9	0	0	9	18	1	0	19	16	6	1	23	6	3	0	9
23	21	91	54	166	62	2	0	64	22	3	0	25	3	25	2	30	17	3	0	20
24	55	65	0	120	17	1	0	18	43	2	0	45	4	21	2	27	18	4	0	22
<b>State</b>	4,090	3,147	932	8,169	2,049	580	144	2,773	2,311	107	32	2,450	347	1,299	2,063	3,709	1,012	187	120	1,319

Note: Cases Investigated Only means the body was not viewed by a medical examiner (ME), although the case was investigated and certified by an ME.

**TABLE Ic Cont.**  
**2014 Workload by Depth of Examination**

Suicide			Homicide				Undetermined				Pending				Totals for Year			
Autopsied	Body Inspected	Case Investigated only	Total	Autopsied	Body Inspected	Case Investigated only	Total	Autopsied	Body Inspected	Case Investigated only	Total	Autopsied	Body Inspected	Case Investigated only	Total	Autopsied	Body Inspected	Case Investigated only
134	1	1	136	36	0	1	37	19	0	2	21	2	0	0	2	365	66	313
51	0	0	51	31	1	1	33	5	0	0	5	0	0	0	0	269	85	65
31	1	0	32	12	0	0	12	5	0	0	5	0	0	0	0	156	29	32
175	3	0	178	130	0	0	130	33	1	0	34	1	0	0	1	1,015	241	156
195	0	5	200	58	0	0	58	15	0	4	19	0	0	0	0	725	31	704
287	20	1	308	70	0	1	71	44	1	0	45	0	0	0	0	1,165	350	374
111	3	0	114	19	2	0	21	7	1	0	8	0	0	0	0	423	232	15
66	2	0	68	30	1	0	31	25	1	0	26	2	0	0	2	500	118	7
178	1	1	180	134	3	0	137	33	0	1	34	0	0	0	0	1,178	390	169
106	2	1	109	36	0	1	37	3	0	1	4	0	0	0	0	594	60	121
252	4	0	256	244	0	0	244	16	2	0	18	27	0	0	27	1,678	494	122
141	0	0	141	36	0	0	36	19	0	0	19	0	0	0	0	655	307	21
198	1	0	199	70	1	0	71	21	3	0	24	0	0	0	0	1,028	805	121
67	0	0	67	23	0	0	23	9	0	1	10	0	0	0	0	286	116	72
230	17	0	247	98	0	0	98	13	6	0	19	0	0	0	0	923	265	202
17	0	0	17	0	0	0	0	4	1	1	6	0	0	0	0	138	24	6
105	122	0	227	85	0	0	85	70	4	0	74	1	0	0	1	933	639	134
115	5	0	120	25	0	0	25	8	0	0	8	2	0	0	2	470	302	3
110	0	0	110	40	0	0	40	6	0	0	6	1	0	0	1	542	197	143
38	1	0	39	6	0	0	6	2	0	0	2	5	0	0	5	219	125	149
152	2	0	154	44	0	0	44	1	1	0	2	0	2	0	2	581	390	1
27	1	0	28	4	0	0	4	0	0	0	0	0	0	0	0	120	54	326
61	6	0	67	16	2	0	18	3	0	0	3	0	0	0	0	205	132	56
49	2	0	51	9	0	0	9	3	1	0	4	0	0	0	0	198	96	2
2,896	194	9	3,099	1,256	10	4	1,270	364	22	10	396	41	2	0	43	14,366	5,548	3,314

**TABLE II**  
**Cases Accepted by Medical Examiners**  
**Related to District Population**

Rank	Dist	Autopsies and Other Investigations	Rank	Dist	Cremation Approvals
1	22	2.999	1	22	11.806
2	16	2.316	2	7	10.402
3	8	1.645	3	5	9.799
4	14	1.588	4	6	9.677
5	13	1.505	5	12	9.231
6	20	1.440	6	19	8.483
7	19	1.406	7	20	7.836
8	18	1.397	8	18	7.656
9	21	1.347	9	8	7.231
10	6	1.342	10	21	7.124
11	5	1.342	11	10	6.623
12	7	1.329	12	23	6.256
13	12	1.281	13	16	6.161
14	3	1.249	14	14	5.788
15	4	1.217	15	4	5.313
16	9	1.142	16	15	5.264
17	1	1.045	17	24	5.231
18	10	1.027	18	1	5.056
19	23	1.019	19	3	4.966
20	15	1.019	20	13	4.662
21	2	0.997	21	9	4.491
22	17	0.952	22	17	3.833
23	11	0.881	23	2	3.416
24	24	0.678	24	11	3.380

**TABLE III**  
**Autopsies Related to**  
**Total Deaths, Population, and Violent Deaths**

Rank	Dist	Autopsies/ Total Deaths	Rank	Dist	Autopsies/ Population	Rank	Dist	Autopsies/ Violent Deaths
1	16	0.251	1	16	1.902	1	16	1.944
2	9	0.119	2	8	1.316	2	8	1.344
3	8	0.116	3	14	0.958	3	22	1.304
4	3	0.098	4	3	0.898	4	3	1.258
5	13	0.096	5	4	0.875	5	11	1.146
6	4	0.095	6	19	0.864	6	24	1.125
7	21	0.087	7	12	0.854	7	2	1.112
8	2	0.086	8	18	0.847	8	10	1.106
9	11	0.085	9	7	0.839	9	9	1.098
10	14	0.083	10	6	0.828	10	14	1.079
11	10	0.077	11	21	0.805	11	13	1.061
12	19	0.077	12	13	0.792	12	7	1.027
13	12	0.071	13	10	0.787	13	19	1.021
14	18	0.071	14	9	0.774	14	12	1.014
15	20	0.070	15	22	0.720	15	4	0.995
16	17	0.066	16	15	0.676	16	23	0.903
17	6	0.065	17	5	0.666	17	15	0.889
18	15	0.063	18	11	0.645	18	18	0.888
19	7	0.063	19	2	0.640	19	21	0.886
20	23	0.061	20	20	0.640	20	6	0.851
21	24	0.061	21	23	0.532	21	17	0.779
22	1	0.053	22	17	0.520	22	5	0.651
23	5	0.051	23	1	0.513	23	1	0.625
24	22	0.048	24	24	0.454	24	20	0.624

**TABLE IV**

**Percent of Medical Examiner Cases Autopsied**

<b>District</b>	<b>Natural</b>	<b>Accident: Motor Vehicle</b>	<b>Accident: Drug Intoxication</b>	<b>Accident: Fall</b>	<b>Accident: Other</b>	<b>Suicide</b>	<b>Homicide</b>	<b>Undetermined</b>
1	21.3%	26.0%	96.0%	0.0%	56.5%	98.5%	97.3%	90.5%
2	42.4%	85.5%	90.0%	15.8%	93.8%	100.0%	93.9%	100.0%
3	52.7%	97.2%	100.0%	0.0%	80.0%	96.9%	100.0%	100.0%
4	73.0%	69.0%	85.4%	10.6%	76.7%	98.3%	100.0%	97.1%
5	41.0%	80.7%	95.3%	3.3%	73.8%	97.5%	100.0%	78.9%
6	50.8%	77.7%	94.5%	5.5%	71.4%	93.2%	98.6%	97.8%
7	42.2%	83.8%	94.8%	13.0%	82.9%	97.4%	90.5%	87.5%
8	88.1%	93.3%	96.6%	11.2%	86.8%	97.1%	96.8%	96.2%
9	59.9%	67.4%	92.7%	11.1%	67.0%	98.9%	97.8%	97.1%
10	73.1%	85.6%	94.3%	10.8%	76.9%	97.2%	97.3%	75.0%
11	60.7%	92.0%	95.3%	19.6%	83.2%	98.4%	100.0%	88.9%
12	55.8%	81.1%	99.3%	6.1%	68.9%	100.0%	100.0%	100.0%
13	35.8%	87.9%	97.7%	6.5%	80.2%	99.5%	98.6%	87.5%
14	44.5%	69.4%	100.0%	11.1%	83.3%	100.0%	100.0%	90.0%
15	73.0%	35.8%	91.0%	9.6%	57.0%	93.1%	100.0%	68.4%
16	71.1%	100.0%	100.0%	100.0%	100.0%	100.0%	100.0%	66.7%
17	47.7%	40.0%	100.0%	12.3%	86.8%	46.3%	100.0%	94.6%
18	47.2%	64.8%	86.6%	8.7%	82.2%	95.8%	100.0%	100.0%
19	52.7%	80.0%	97.6%	11.0%	78.9%	100.0%	100.0%	100.0%
20	43.7%	82.9%	97.9%	7.8%	62.5%	97.4%	100.0%	100.0%
21	47.5%	90.9%	100.0%	8.2%	87.1%	98.7%	100.0%	50.0%
22	9.8%	100.0%	94.7%	69.6%	66.7%	96.4%	100.0%	100.0%
23	12.7%	96.9%	88.0%	10.0%	85.0%	91.0%	88.9%	100.0%
24	45.8%	94.4%	95.6%	14.8%	81.8%	96.1%	100.0%	75.0%
<b>State</b>	<b>50.1%</b>	<b>73.9%</b>	<b>94.3%</b>	<b>9.4%</b>	<b>76.7%</b>	<b>93.4%</b>	<b>98.9%</b>	<b>91.9%</b>



**TABLE V**  
**Ranking of Violent Death Rates**  
**(Per Population / 1000)**

Ranking	Dist	Mot Veh Acc/ Population	Dist	Drug Intox Acc/ Population	Dist	Fall Acc/ Population	Dist	Other Acc/ Population	Dist	Homicides/ Population	Dist	Suicides/ Population	Dist	Total Violent/ Population
1	8	0.234	18	0.202	20	0.561	16	0.289	4	0.112	16	0.234	20	1.025
2	10	0.212	6	0.193	5	0.445	21	0.129	11	0.094	7	0.226	5	1.024
3	14	0.208	4	0.177	21	0.304	8	0.100	9	0.090	14	0.224	8	0.979
4	3	0.207	12	0.176	6	0.270	1	0.087	8	0.082	6	0.219	16	0.979
5	7	0.196	16	0.165	19	0.262	18	0.081	2	0.079	18	0.216	6	0.973
6	1	0.178	15	0.163	8	0.234	14	0.080	14	0.077	21	0.213	18	0.954
7	4	0.172	9	0.143	18	0.227	12	0.080	15	0.072	1	0.191	21	0.909
8	23	0.166	20	0.140	13	0.201	13	0.078	3	0.069	3	0.184	14	0.888
9	2	0.164	10	0.139	12	0.193	20	0.070	19	0.064	12	0.184	4	0.879
10	18	0.164	19	0.131	14	0.181	7	0.069	21	0.061	5	0.184	19	0.847
11	5	0.148	17	0.125	1	0.174	6	0.065	13	0.055	15	0.181	12	0.842
12	6	0.144	5	0.117	4	0.172	9	0.064	5	0.053	8	0.179	1	0.821
13	19	0.144	7	0.115	15	0.160	15	0.063	1	0.052	19	0.175	7	0.817
14	9	0.143	22	0.114	17	0.159	4	0.063	6	0.050	23	0.174	15	0.761
15	13	0.140	1	0.105	7	0.153	19	0.061	10	0.049	22	0.168	13	0.747
16	12	0.138	24	0.103	22	0.138	5	0.060	17	0.047	4	0.153	3	0.714
17	16	0.138	13	0.101	9	0.124	17	0.059	12	0.047	13	0.153	10	0.711
18	11	0.125	3	0.092	10	0.110	3	0.058	23	0.047	10	0.144	9	0.705
19	17	0.109	21	0.090	11	0.108	11	0.055	18	0.045	17	0.127	17	0.668
20	15	0.108	14	0.084	2	0.090	22	0.054	7	0.042	2	0.121	23	0.589
21	21	0.107	8	0.076	23	0.078	23	0.052	22	0.024	9	0.118	2	0.576
22	20	0.102	2	0.071	3	0.075	10	0.052	24	0.021	24	0.117	11	0.562
23	22	0.054	11	0.065	16	0.069	24	0.050	20	0.018	20	0.114	22	0.552
24	24	0.041	23	0.065	24	0.062	2	0.038	16	0.000	11	0.098	24	0.403

<b>TABLE VI</b>			
<b>Ranking of Districts by Number of Violent Deaths</b>			
<b>Rank</b>	<b>Violent Deaths</b>	<b>District</b>	<b>Geographical Area of Florida with Population Ranking (#)</b>
1	1,464	11	Miami (#1)
2	1,369	6	St. Petersburg (#4)
3	1,197	17	Ft. Lauderdale (#2)
4	1,114	5	Leesburg (#8)
5	1,073	9	Orlando (#3)
6	1038	15	Palm Beach (#5)
7	1,020	4	Jacksonville (#7)
8	969	13	Tampa (#6)
9	656	21	Ft. Myers (#11)
10	646	12	Sarasota (#9)
11	584	1	Pensacola (#12)
12	537	10	Lakeland (#10)
13	531	19	Ft. Pierce (#13)
14	529	18	Melbourne (#14)
15	412	7	Daytona Beach (#15)
16	372	8	Gainesville (#19)
17	351	20	Naples (#20)
18	265	14	Panama City (#21)
19	242	2	Tallahassee (#17)
20	227	23	St. Augustine (#18)
21	176	24	Sanford (#16)
22	124	3	Live Oak (#22)
23	92	22	Port Charlotte (#23)
24	71	16	Florida Keys (#24)
<b>State</b>	<b>15,059</b>		

<b>TABLE VII</b>		
<b>District Death Rates as Related to Autopsy Rates</b>		
<b>Dist</b>	<b>Deaths/Population</b>	<b>Autopsies/Population</b>
1	0.96%	0.051%
2	0.75%	0.064%
3	0.92%	0.090%
4	0.92%	0.087%
5	1.32%	0.067%
6	1.27%	0.083%
7	1.34%	0.084%
8	1.13%	0.132%
9	0.65%	0.077%
10	1.02%	0.079%
11	0.75%	0.064%
12	1.20%	0.085%
13	0.82%	0.079%
14	1.15%	0.096%
15	1.07%	0.068%
16	0.76%	0.190%
17	0.79%	0.052%
18	1.19%	0.085%
19	1.13%	0.086%
20	0.92%	0.064%
21	0.93%	0.081%
22	1.49%	0.072%
23	0.87%	0.053%
24	0.75%	0.045%
<b>State</b>	<b>0.96%</b>	<b>0.073%</b>

**TABLE VIII**

**Fifteen Year Comparison of Violent Death Rates**

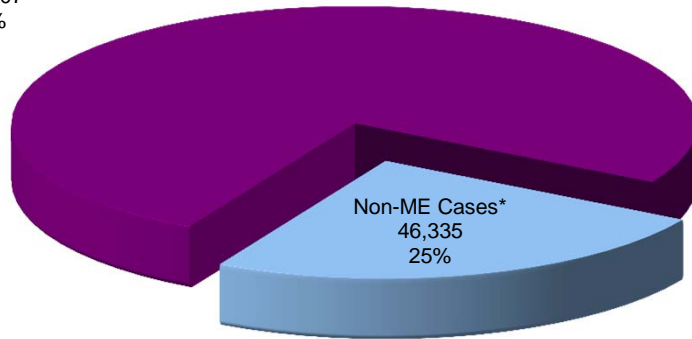
<b>Dist</b>	<b>2000</b>	<b>2001</b>	<b>2002</b>	<b>2003</b>	<b>2004</b>	<b>2005</b>	<b>2006</b>	<b>2007</b>	<b>2008</b>	<b>2009</b>	<b>2010</b>	<b>2011</b>	<b>2012</b>	<b>2013</b>	<b>2014</b>
1	0.576	0.664	0.714	0.763	0.787	0.867	0.831	0.811	0.805	0.807	0.765	0.788	0.742	0.711	0.821
2	0.688	0.530	0.621	0.359	0.560	0.736	0.640	0.634	0.625	0.624	0.688	0.708	0.745	0.644	0.576
3	0.749	0.690	0.976	0.773	0.848	0.981	0.910	0.990	0.975	0.975	0.956	1.030	0.815	0.820	0.714
4	0.634	0.703	0.740	0.743	0.793	0.802	0.792	0.842	0.835	0.837	0.739	0.775	0.900	0.874	0.879
5	0.702	0.784	0.796	0.755	0.711	0.792	0.782	0.699	0.690	0.685	0.904	0.937	1.007	0.994	1.024
6	0.647	0.721	0.766	0.805	0.846	0.825	0.893	0.909	0.910	0.914	1.014	0.981	0.933	0.897	0.973
7	0.652	0.670	0.814	0.769	0.838	0.867	0.810	0.823	0.818	0.824	1.019	0.943	0.867	0.853	0.817
8	0.733	0.705	0.802	0.947	0.905	1.072	1.049	1.170	1.151	1.141	1.130	1.167	1.153	1.095	0.979
9	0.621	0.655	0.615	0.617	0.695	0.730	0.721	0.702	0.693	0.697	0.645	0.673	0.656	0.642	0.705
10	0.622	0.641	0.669	0.665	0.788	0.569	0.764	0.663	0.657	0.658	0.701	0.663	0.643	0.697	0.711
11	0.598	0.585	0.615	0.586	0.584	0.608	0.621	0.611	0.607	0.608	0.539	0.534	0.536	0.524	0.562
12	0.627	0.634	0.554	0.689	0.731	0.763	0.753	0.746	0.737	0.741	0.741	0.780	0.804	0.781	0.842
13	0.795	0.797	0.896	0.879	0.847	0.864	0.908	0.908	0.902	0.905	0.902	0.860	0.799	0.777	0.747
14	0.847	0.884	0.863	0.891	0.844	0.845	0.927	0.937	0.920	0.919	0.715	0.775	0.743	0.722	0.888
15	0.660	0.700	0.691	0.789	0.774	0.792	0.833	0.904	0.904	0.910	0.723	0.646	0.687	0.750	0.761
16	0.741	1.464	1.085	1.242	1.120	1.226	1.180	1.279	1.328	1.296	1.272	1.390	1.111	1.167	0.979
17	0.544	0.609	0.649	0.641	0.646	0.693	0.666	0.675	0.677	0.683	0.664	0.622	0.646	0.651	0.668
18	0.701	0.750	0.888	0.872	0.848	1.002	0.981	0.880	0.874	0.875	0.854	0.895	0.920	0.925	0.954
19	0.675	0.858	0.867	0.897	0.951	0.827	0.835	0.764	0.754	0.759	0.809	0.805	0.896	0.938	0.847
20	0.704	0.756	0.836	0.838	0.865	0.941	0.946	0.872	0.874	0.874	0.930	0.877	0.843	0.970	1.025
21	0.912	0.956	0.941	0.929	1.082	1.113	1.047	0.993	0.979	0.991	0.887	0.923	0.865	0.765	0.909
22	0.551	0.505	0.485	0.507	0.682	0.669	0.605	0.620	0.615	0.616	0.575	0.611	0.502	0.507	0.552
23	0.723	0.630	0.694	0.680	0.695	0.649	0.624	0.663	0.645	0.643	0.658	0.609	0.532	0.520	0.589
24	0.318	0.299	0.335	0.385	0.357	0.335	0.081	0.409	0.408	0.411	0.435	0.447	0.376	0.428	0.403
<b>State</b>	<b>0.647</b>	<b>0.682</b>	<b>0.715</b>	<b>0.721</b>	<b>0.748</b>	<b>0.772</b>	<b>0.773</b>	<b>0.775</b>	<b>0.770</b>	<b>0.766</b>	<b>0.772</b>	<b>0.753</b>	<b>0.751</b>	<b>0.744</b>	<b>0.770</b>

### Chart Ia

#### 2014 Medical Examiner Jurisdiction

**Total Florida Deaths: 187,942**

ME Cases\*\*  
141,607  
75%



Non-ME Cases\*  
46,335  
25%

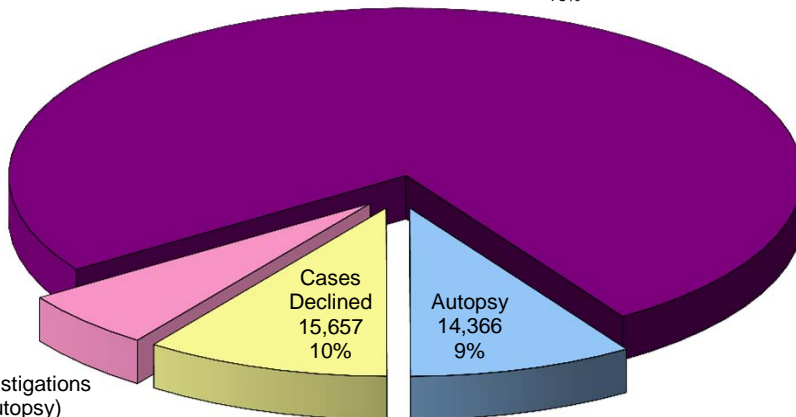
\* Includes 15,657 Cases Reviewed but Jurisdiction Declined  
\*\* Includes Cases Accepted and Cremation Approvals

### Chart Ib

#### 2014 Medical Examiner Workload

**Total Deaths Reviewed: 157,264**

Cremation Approvals\*  
118,379  
75%




Cases Declined  
15,657  
10%

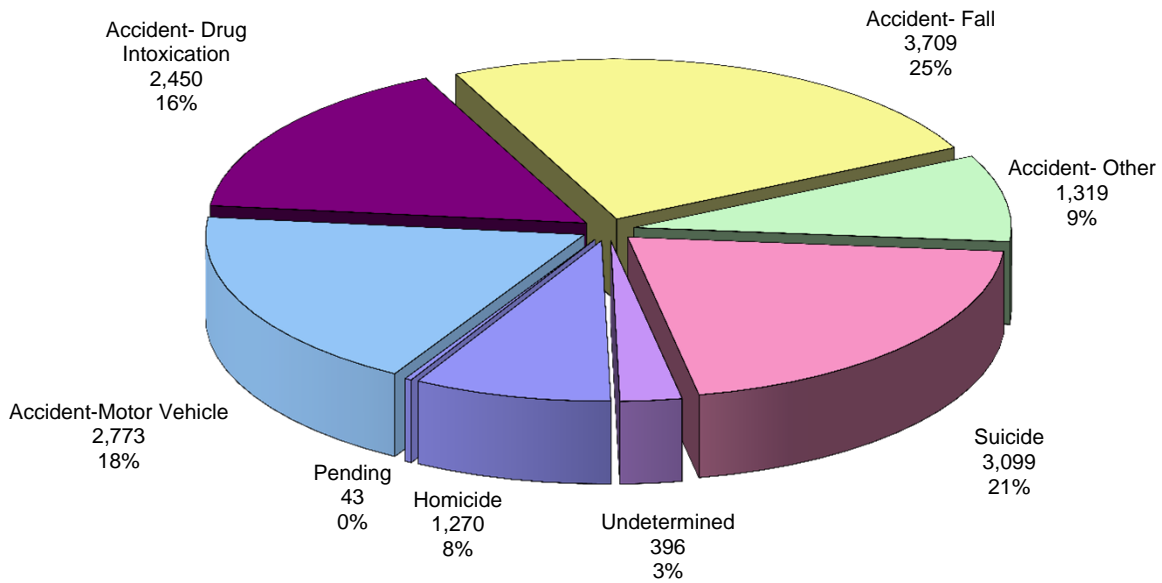
Autopsy  
14,366  
9%

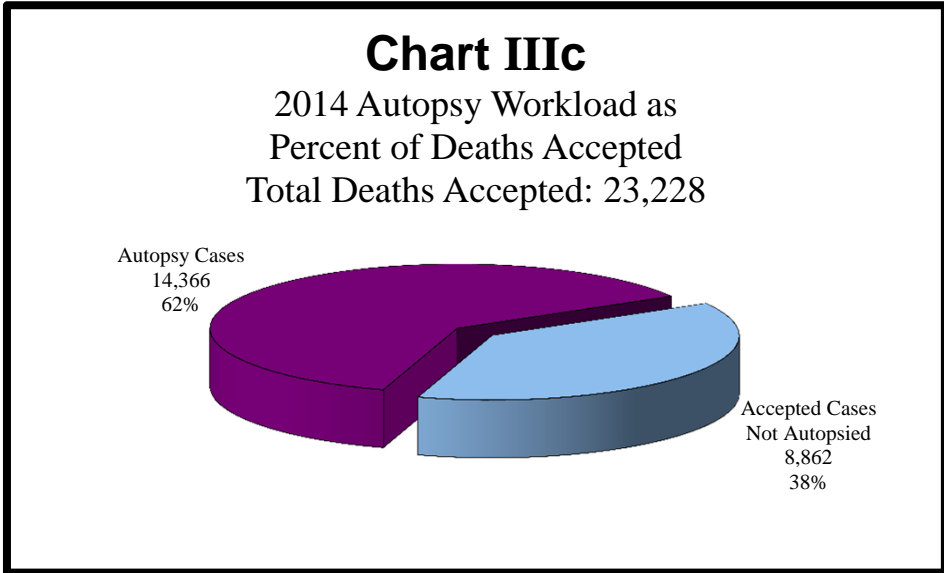
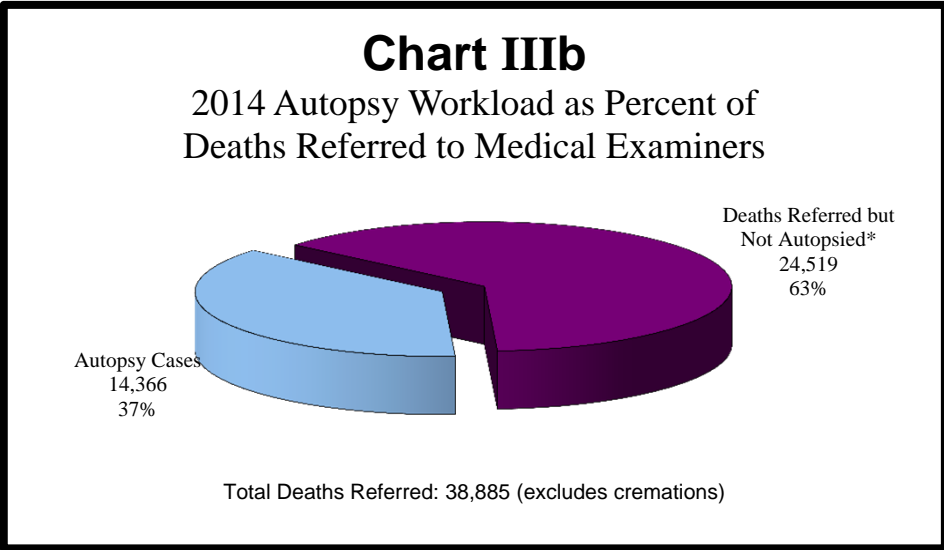
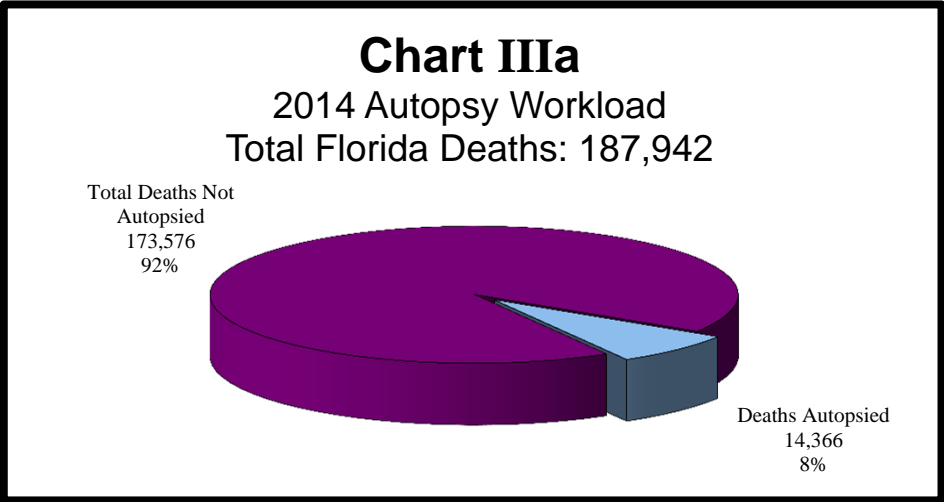
Other Investigations  
(non-autopsy)  
8,862  
6%

**Chart IIa**  
**2014 Violent vs. Non-Violent Deaths**  
**Total Florida Deaths: 187,942**

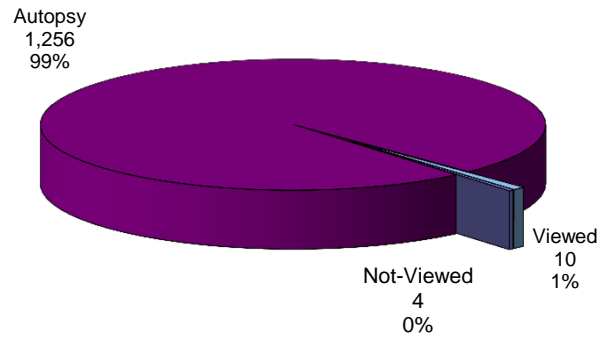


**Chart IIb**  
**2014 Violent Death Workload**  
**Total Violent Deaths: 15,059**

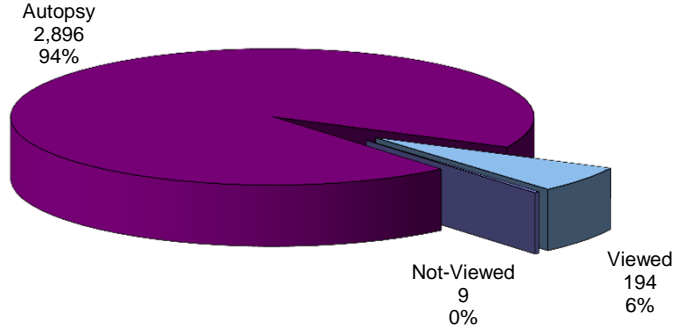




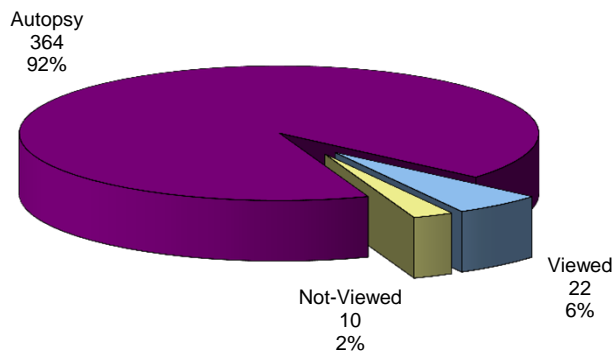
**Chart IVa**  
**Workload by Depth of Examinations -**  
**Homicide**



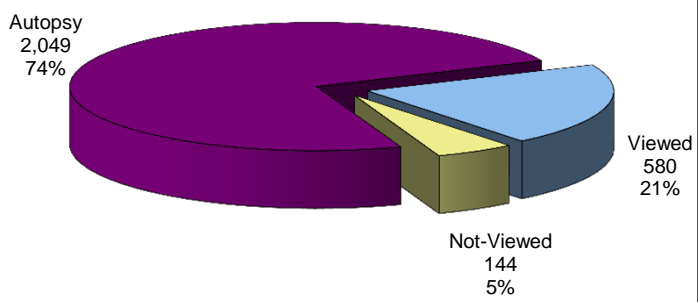
**Chart IVb**  
**Workload by Depth of Examinations -**  
**Suicide**



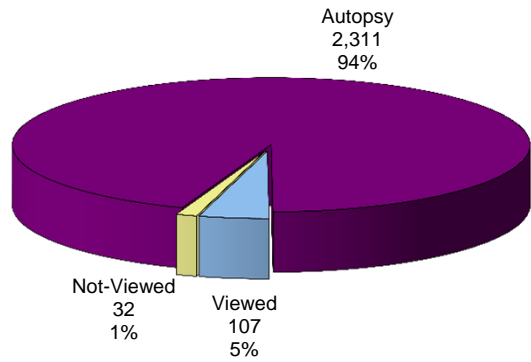
**Chart IVc**  
**Workload by Depth of Examinations -**  
**Undetermined**



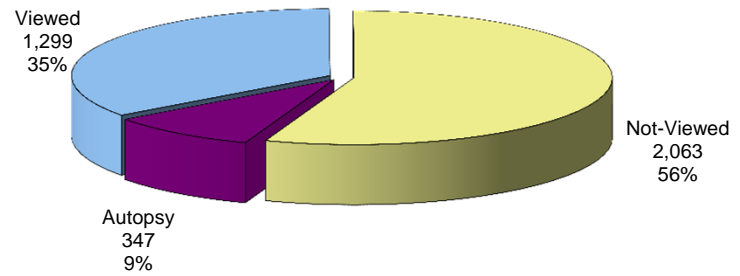
**Chart IVd**  
**Workload by Depth of Examinations -**  
**Accident: Motor Vehicle**



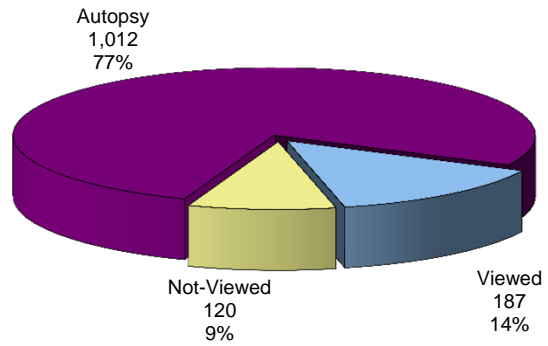
**Chart IVe**  
**Workload by Depth of Examinations -**  
**Accident: Drug Intoxication**



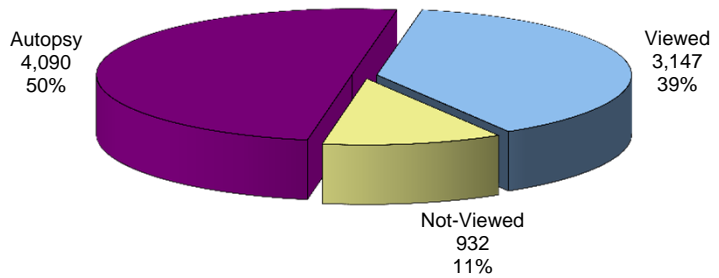
**Chart IVf**  
**Workload by Depth of Examinations -**  
**Accident: Fall**



**Chart IVg**  
**Workload by Depth of Examinations -**  
**Accident: Other (Non-motor vehicle)**

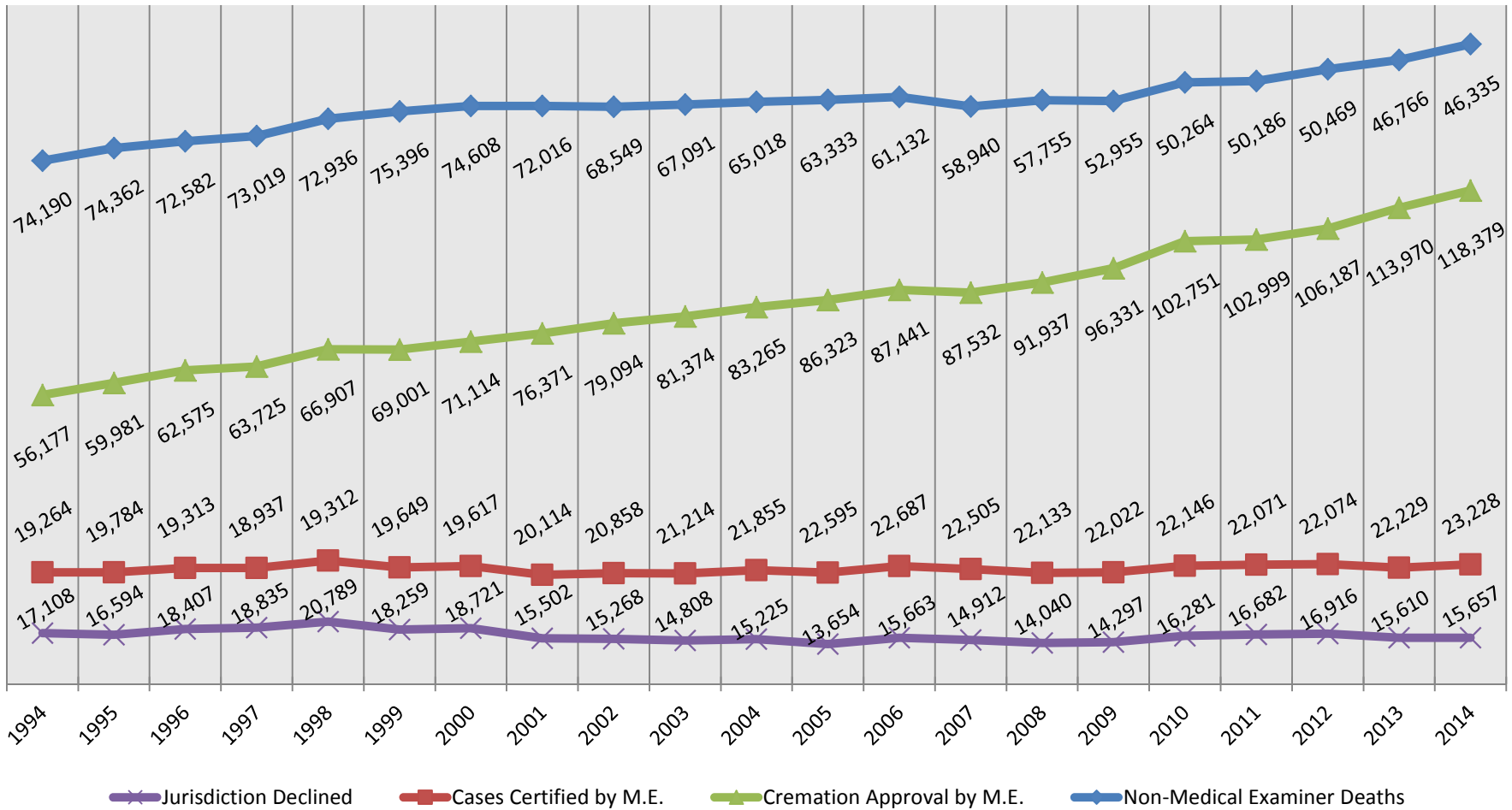


**Chart IVh**  
**Workload by Depth of Examinations -**  
**Natural**





## Historical Workload Medical Examiner Cases Compared to All Florida Deaths 1994 - 2014



## MEDICAL EXAMINERS COMMISSION

**Stephen J. Nelson, M.A., M.D., F.C.A.P.**  
**Chairman**

District 10 Medical Examiner  
1021 Jim Keene Boulevard  
Winter Haven, Florida 33880  
(863) 298-4600  
FAX: (863) 298-5264  
*email: StephenNelson@polk-county.net*  
First Term: 2/13/2014-7/1/2016

**Barbara C. Wolf, M.D.**

District 5 Medical Examiner  
809 Pine St  
Leesburg, FL 34748  
(352) 326-5961  
FAX: (305) 545-2412  
*email: Barbara.Wolf@marioncounty.fl.org*  
First Term 8/7/2015-7/1/2019

**Honorable Rick Beseler**

Sheriff, Clay County  
Post Office Box 548  
Green Cove Springs, Florida 32043  
(904) 213-6001  
FAX: (904) 284-0710  
*email: sheriffbeseler@claysheriff.com*  
First Term: 8/15/2013-7/1/2017

**Robin Giddens Sheppard, L.F.D.**

Vice President/Funeral Director  
Hardage-Giddens Greenlawn  
Funeral Home and Cemetery  
4300 Beach Boulevard  
Jacksonville, Florida 32207  
(904) 396-2522  
FAX: (904) 399-0105  
*email: robin.sheppard@dignitymemorial.com*  
First Term: 8/15/2013-7/1/2016

**Mr. Kenneth T. Jones**

State Registrar  
Florida Department of Health  
Bureau of Vital Statistics  
Post Office Box 210  
Jacksonville, Florida 32231  
(904) 359-6900 xt. 1001  
FAX: (904) 359-6931  
*email: Ken.Jones@flhealth.gov*  
Term: Not Applicable

**Honorable James S. Purdy, J.D.**

Public Defender, 7th Judicial Circuit  
251 North Ridgewood Avenue  
Daytona Beach, Florida 32114  
(386) 239-7730  
FAX: (386) 239-7702  
*email: purdy.james@pd7.org*  
Partial Term: 10/2/2008-6/30/2009  
First Term: 1/6/2010-7/1/2013  
Second Term: 8/15/2013-7/1/2017

**Wesley Heidt, J.D.**

Office of the Attorney General  
Bureau Chief, Criminal Appeals  
444 Seabreeze Boulevard, Suite 500  
Daytona Beach, Florida 32118  
(386) 238-4990  
FAX: (386) 238-4997  
*email: wesley.heidt@myfloridalegal.com*  
Term: Not Applicable

**Honorable Angela B. Corey, J.D.**

State Attorney, Fourth Judicial Circuit  
Ed Austin Building, 5th Floor  
311 West Monroe Street  
Jacksonville, Florida 32202  
(904) 255-2500  
FAX: (904) 255-3009  
*email: acorey@coj.net*  
First Term: 8/18/2011-7/1/2015

**Honorable Carol Whitmore**

Manatee County Commissioner  
Board of County Commissioners  
Post Office Box 1000  
Bradenton, Florida 34206-1000  
(941) 745-3704  
FAX: (941) 745-3790  
*email: carol.whitmore@mymanatee.org*  
First Term: 8/15/2013-7/1/2017

### STAFF

Medical Examiners Commission  
Florida Department of Law Enforcement  
Post Office Box 1489  
Tallahassee, Florida 32302  
(850) 410-8600  
FAX: (850) 410-8621

Senior Attorney James Martin  
(850) 410-7679  
[JamesMartin@fdle.state.fl.us](mailto:JamesMartin@fdle.state.fl.us)

Research & Training Specialist Kipp Heisterman  
(850) 410-8608  
[kippheisterman@fdle.state.fl.us](mailto:kippheisterman@fdle.state.fl.us)

Government Analyst II Doug Culbertson  
(850) 410-8609  
[dougculbertson@fdle.state.fl.us](mailto:dougculbertson@fdle.state.fl.us)

Administrative Assistant Debbie Turvaville  
(850) 410-8610  
[debbieturvaville@fdle.state.fl.us](mailto:debbieturvaville@fdle.state.fl.us)

## FLORIDA DISTRICT MEDICAL EXAMINERS

### District 1

**Andrea N. Minyard, M.D.**  
5151 North 9th Avenue  
Pensacola, Florida 32504  
Dir of Ops Jeff Martin  
(850) 416-7200  
FAX: (850) 416-6475  
e-mail: [anminyard@aol.com](mailto:anminyard@aol.com)

### District 2

**David T. Stewart, M.D.**  
Post Office Box 14389  
Tallahassee, Florida 32317  
Forensic Supervisor Tiffany Poston  
(850) 942-7473  
FAX: (850) 219-7690  
e-mail: [me2@kwbpathology.com](mailto:me2@kwbpathology.com)

### District 3

Dixie Co. ME Service by Dt. 8  
Madison, Lafayette & Suwannee  
Co.'s ME Service by Dt. 2  
Remaining Co.'s ME Service by Dt. 4

### District 4

**Valerie J. Rao, M.D.**  
2100 Jefferson Street  
Jacksonville, Florida 32206  
Operations Mgr Kim Bynum  
(904) 255-4000  
FAX: (904) 630-0964  
e-mail: [kbynum@coj.net](mailto:kbynum@coj.net)

### District 5

**Barbara C. Wolf, M. D.**  
809 Pine Street  
Leesburg, Florida 34748  
Dir of Ops Lindsey Bayer  
(352) 326-5961  
FAX: (352) 365-6438  
e-mail: [Lindsey.Bayer@marioncounty.fl.org](mailto:Lindsey.Bayer@marioncounty.fl.org)

### District 6

**Jon R. Thogmartin, M.D.**  
10900 Ulmerton Road  
Largo, Florida 33778  
Chief Inv Damon Breton  
(727) 582-6800  
FAX: (727) 582-6820  
e-mail: [dbreton@co.pinellas.fl.us](mailto:dbreton@co.pinellas.fl.us)

### District 7 (Home Rule)

**Marie A. Herrmann, M.D.**  
1360 Indian Lake Road  
Daytona Beach, FL 32124-1001  
Interim Dir of Ops Lindsey Crim  
(386) 258-4060  
FAX: (386) 258-4061  
e-mail: [lcrim@volusia.org](mailto:lcrim@volusia.org)

### District 8

**William F. Hamilton, M.D.**  
606 S.W. 3rd Avenue  
Gainesville, Florida 32601  
Dir of Inv Cathy Weldon  
(352) 273-9292  
FAX: (352) 273-9288  
e-mail: [weldonc@pathology.ufl.edu](mailto:weldonc@pathology.ufl.edu)

### District 9

**Joshua D. Stephany, M.D.**  
Interim Medical Examiner  
2350 East Michigan Street  
Orlando, Florida 32806  
Forensic Coord. Sheri Blanton  
(407) 836-9400  
FAX: (407) 836-9450  
e-mail: [Sheri.Blanton@ocfl.net](mailto:Sheri.Blanton@ocfl.net)

### District 10

**Stephen J. Nelson, M.A., M.D., F.C.A.P.**  
1021 Jim Keene Boulevard  
Winter Haven, Florida 33880  
Ofc Mgr Sheli Wilson  
(863) 298-4600  
FAX: (863) 298-5264  
e-mail: [StephenNelson@polk-county.net](mailto:StephenNelson@polk-county.net)

### District 11 (Home Rule)

**Bruce A. Hyma, M.D.**  
Number One on Bob Hope Road  
Miami, Florida 33136-1133  
Dir of Ops Larry Cameron  
(305) 545-2400  
FAX: (305) 545-2412  
e-mail: [bahyma@miamidade.gov](mailto:bahyma@miamidade.gov)

### District 12

**Russell S. Vega, M.D.**  
2001 Siesta Drive, Suite 302  
Sarasota, Florida 34239  
Dir of Ops David Winterhalter  
(941) 361-6909  
FAX: (941) 361-6914  
email: [rvega@fldist12me.com](mailto:rvega@fldist12me.com)

### District 13 (Home Rule)

**Mary K. Mainland, M.D.**  
11025 North 46th Street  
Tampa, Florida 33617  
Dir of Ops Richard L. Bailey  
(813) 914-4500  
FAX: (813) 914-4594  
email: [mainlandm@hillsboroughcounty.org](mailto:mainlandm@hillsboroughcounty.org)

### District 14

**Jay Radtke, M.D.**  
Interim Medical Examiner  
3737 Frankford Avenue  
Panama City, Florida 32405  
ME Secretary June Williams  
(850) 747-5740  
FAX: (850) 747-5745  
e-mail: [medex@baycountyfl.gov](mailto:medex@baycountyfl.gov)

### District 15 (Home Rule)

**Michael D. Bell, M.D.**  
3126 Gun Club Road  
West Palm Beach, Florida 33406  
Mgr MEO Ops. Harold Ruslander  
(561) 688-4575  
FAX: (561) 688-4588  
e-mail: [mbell@pbcgov.org](mailto:mbell@pbcgov.org)

### District 16

**Thomas R. Beaver, M.D.**  
P.O. Box 523207  
Marathon Shores, Florida 33052  
(305) 743-9011  
FAX: (305) 743-9013  
e-mail: [d16meo@aol.com](mailto:d16meo@aol.com)

### District 17 (Home Rule)

**Craig Mallak, M.D.**  
5301 S.W. 31st Avenue  
Ft. Lauderdale, Florida 33312  
Div Admin Asst Sherri Baker  
(954) 357-5200  
FAX: (954) 327-6580  
e-mail: [cmallak@broward.org](mailto:cmallak@broward.org)

### District 18

**Sajid S. Qaiser, M.D.**  
1750 Cedar Street  
Rockledge, Florida 32955  
Interim Program Mgr Craig Engelson  
(321) 633-1981  
FAX: (321) 633-1986  
e-mail: [sajid.qaiser@brevardcounty.us](mailto:sajid.qaiser@brevardcounty.us)

### District 19

**Roger E. Mittleman, M.D.**  
2500 South 35th Street  
Ft. Pierce, Florida 34981  
Admin Mgr Christine Weekes  
(772) 464-7378  
FAX: (772) 464-2409  
e-mail: [cweekes@jrsc.edu](mailto:cweekes@jrsc.edu)

### District 20

**Marta U. Coburn, M.D.**  
3838 Domestic Avenue  
Naples, Florida 34104  
Ofc Mgr Elizabeth Alfonso Nunez  
(239) 434-5020  
FAX: (239) 434-5027  
e-mail: [naplesme@d20me.net](mailto:naplesme@d20me.net)

### District 21

**Rebecca A. Hamilton, M.D.**  
70 South Danley Drive  
Ft. Myers, Florida 33907  
Admin Mgr Patti Wheaton  
(239) 277-5020  
FAX: (239) 277-5017  
e-mail: [pwheaton@leegov.com](mailto:pwheaton@leegov.com)

### District 22

**Riazul H. Imami, M.D., Ph.D.**  
18130 Paulson Drive  
Pt. Charlotte, Florida 33954  
Office Mgr Penny Fulton  
(941) 625-1111  
FAX: (941) 627-0995  
e-mail: [medex22@embarqmail.com](mailto:medex22@embarqmail.com)

### District 23

**Predrag Bulic, M.D.**  
4501 Avenue A  
St. Augustine, Florida 32095  
Operations Director Koni Rogers  
(904) 209-0820  
FAX: (800) 255-8617  
e-mail: [medex23@sjcfl.us](mailto:medex23@sjcfl.us)

### District 24

**Marie A. Herrmann, M.D.**  
1360 Indian Lake Road  
Daytona Beach, FL 32124-1001  
Interim Dir of Ops Lindsey Crim  
(386) 258-4060  
FAX: (386) 258-4061  
e-mail: [lcrim@volusia.org](mailto:lcrim@volusia.org)

# FLORIDA ASSOCIATE MEDICAL EXAMINERS

## District 1

(Vernard I. Adams, M.D.)  
 (Michael D. Bell, M.D.)  
 (Wilson A. Broussard, M.D.)  
 (Frederick P. Hobin, M.D.)  
 (Michael Hunter, M.D.)  
 (Aurelian Nicolaescu, M.D.)

## District 2

Anthony J. Clark, M.D.  
 Lisa M. Flannagan, M.D.  
 Jerry L. Harris, M.D.  
 John P. Mahoney, M.D.  
 Charles F. Manning, M.D.  
 Margaret Havens Neal, M.D.  
 L. Stephen Sarbeck, M.D.  
 Stephen L. Sgan, M.D.

## District 3

Dixie Co. ME Service by Dist. 8  
 Madison Co. ME Service by Dist. 2  
 Remaining Co.'s Service by Dist. 4

## District 4

Jessie C. Giles, M.D.  
 Aurelian Nicolaescu, M.D.  
 Stacey A. Simons, M.D.  
 Michael R. Steckbauer, M.D.  
 Wendy Ann Stroh, D.O.  
 (Martha J. Burt, M.D.)  
 (William F. Hamilton, M.D.)  
 (Carolyn M. Hopkins, M.D.)  
 (Kyle C. Shaw, MBBS)

## District 5

Wendy A. Lavezzi, M.D.  
 Kyle C. Shaw, MBBS  
 (Martha J. Burt, M.D.)  
 (William F. Hamilton, M.D.)  
 (Carolyn M. Hopkins, M.D.)  
 (Susan S. Ignacio, M.D.)  
 (Wayne D. Kurz, M.D.)  
 (Noel A. Palma, M.D.)  
 (Joshua D. Stephany, M.D.)  
 (Jon Thogmartin, M.D.)  
 (Christopher I. Wilson, M.D.)

## District 6

Susan S. Ignacio, M.D.  
 Wayne D. Kurz, M.D.  
 Noel A. Palma, M.D.  
 Dollett T. White, M.D.  
 Christopher I. Wilson, M.D.  
 (Wilson A. Broussard, M.D.)  
 (Wendy A. Lavezzi, M.D.)  
 (Stephen J. Nelson, M.D.)  
 (Robert R. Pfalzgraf, M.D.)  
 (Kyle C. Shaw, MBBS)  
 (Suzanne R. Utley-Bobak, M.D.)  
 (Russell S. Vega, M.D.)  
 (Vera Volnikh, M.D.)  
 (Barbara C. Wolf, M.D.)

## District 7

Shiping Bao, M.D.  
 Tim J. Gallagher, M.D.  
 (Joshua D. Stephany, M.D.)

## District 8

Martha J. Burt, M.D.  
 Carolyn Hopkins, M.D.  
 (Predrag Bulic, M.D.)  
 (Jessie C. Giles, M.D.)  
 (Wendy A. Lavezzi, M.D.)  
 (Roger E. Mittleman, M.D.)  
 (Stephen J. Nelson, M.D.)  
 (Aurelian Nicolaescu, M.D.)  
 (Valerie J. Rao, M.D.)  
 (Kyle Shaw, M.D.)  
 (Wendy A. Stroh, M.D.)  
 (Jon R. Thogmartin, M.D.)  
 (Barbara C. Wolf, M.D.)

## District 9

Marie H. Hansen, M.D.  
 Joshua D. Stephany, M.D.  
 Gary L. Utz, M.D.  
 Sara H. Zydowicz, D.O.  
 (Wendy Lavezzi, M.D.)  
 (George D. Leidel, M.D.)  
 (Stephen J. Nelson, M.D.)  
 (Sajid Qaiser, M.D.)  
 (Kyle Shaw, M.D.)  
 (Vera Volnikh, M.D.)  
 (Barbara Wolf, M.D.)

## District 10

George D. Leidel, M.D.  
 Vera Volnikh, M.D.  
 (Susan S. Ignacio, M.D.)  
 (Wayne D. Kurz, M.D.)  
 (Wendy Lavezzi, M.D.)  
 (Roger E. Mittleman, M.D.)  
 (Noel A. Palma, M.D.)  
 (Kyle C. Shaw, MBBS)  
 (Jon R. Thogmartin, M.D.)  
 (Christopher I. Wilson, M.D.)  
 (Barbara C. Wolf, M.D.)

## District 11

Charles Glenn, M.D.  
 Janice Grivetti, D.O.  
 Kenneth D. Hutchins, M.D.  
 Emma O. Lew, M.D.  
 Benjamin Mathis, M.D.  
 Kia Newman, M.D.  
 Jay Radtke, M.D.  
 Eva Gyori Schiff, M.D.  
 Mark J. Shuman, M.D.  
 (Glen Axelson, D.O.)  
 (Michael D. Bell, M.D.)  
 (Iouri G. Boiko, M.D., Ph.D.)  
 (Manfred Borges, M.D.)  
 (Marta Coburn, M.D.)  
 (Lance G. Davis, M.D.)  
 (Peter A. Gillespie, M.D.)  
 (Gertrude M. Juste, M.D.)  
 (Rebecca MacDougall, M.D.)  
 (Craig Mallak, M.D.)  
 (Reinhard W. Motte, M.D.)  
 (Linda R. O'Neil, M.D.)  
 (E. Hunt Scheuerman, M.D.)  
 (Darin Trelka, M.D., Ph.D.)  
 (Khalil Wardak, M.D.)

## District 12

Wilson A. Broussard, M.D.  
 Suzanne R. Utley-Bobak, M.D.  
 (Laura S. Hair, M.D.)  
 (Frederick P. Hobin, M.D.)  
 (Robert R. Pfalzgraf, M.D.)  
 (Daniel L. Schultz, M.D.)  
 (Kyle C. Shaw, MBBS)

## District 13

Elise F. Arbefeville, M.D.  
 Leszek Chrostowski, M.D.  
 Kelly G. Devers, M.D.

## District 14

Laura S. Hair, M.D.  
 (Stephen J. Nelson, M.D.)  
 (Vera V. Volnikh, M.D.)  
 (Sara H. Zydowicz, D.O.)

## District 14

(Andrea N. Minyard, M.D.)  
 (Mark J. Shuman, M.D.)

## District 15

Glen Axelson, D.O.  
 Gertrude M. Juste, M.D.  
 Reinhard W. Motte, M.D.  
 (Iouri G. Boiko, M.D. Ph.D.)  
 (Lance Davis, M.D.)  
 (Peter A. Gillespie, M.D.)  
 (Charles Glenn, M.D.)  
 (Janice Grivetti, D.O.)  
 (Stuart M. Graham, M.D.)  
 (Kenneth D. Hutchins, M.D.)  
 (Bruce A. Hyma, M.D.)  
 (Emma O. Lew, M.D.)  
 (Rebecca MacDougall, M.D.)  
 (Craig T. Mallak, M.D., J.D.)  
 (Benjamin Mathis, M.D.)  
 (Roger E. Mittleman, M.D.)  
 (Kia Newman, M.D.)  
 (Linda R. O'Neil, M.D.)  
 (Jay Radtke, M.D.)  
 (Mark J. Shuman, M.D.)  
 (Darin Trelka, M.D.)  
 (Khalil Wardak, M.D.)

## District 16

(Peter A. Gillespie, M.D.)  
 (Charles Glenn, M.D.)  
 (Janice Grivetti, D.O.)  
 (Kenneth D. Hutchins, M.D.)  
 (Bruce A. Hyma, M.D.)  
 (Emma O. Lew, M.D.)  
 (Benjamin Mathis, M.D.)  
 (Kia Newman, M.D.)  
 (Jay Radtke, M.D.)  
 (Mark J. Shuman, M.D.)  
 (Wendy A. Stroh, D.O.)

## District 17

Iouri G. Boiko, M.D., Ph.D.  
 Lance G. Davis, M.D.  
 Rebecca MacDougall, M.D.  
 Michael R. Steckbauer, M.D.  
 Darin Trelka, M.D., Ph.D.  
 Khalil Wardak, M.D.  
 (Glen K. Axelson, D.O.)  
 (Michael D. Bell, M.D.)  
 (Peter A. Gillespie, M.D.)  
 (Charles Glenn, M.D.)  
 (Janice Grivetti, D.O.)  
 (Kenneth Hutchins, M.D.)  
 (Bruce A. Hyma, M.D.)  
 (Gertrude M. Juste, M.D.)  
 (Emma O. Lew, M.D.)  
 (Benjamin Mathis, M.D.)  
 (Reinhard W. Motte, M.D.)  
 (Kia Newman, M.D.)  
 (Jay Radtke, M.D.)  
 (Mark J. Shuman, M.D.)

## District 18

Krzysztof Podjaski, M.D.  
 (Roger E. Mittleman, M.D.)

## District 19

Linda Rush O'Neil, M.D.  
 (Glen K. Axelson, D.O.)  
 (Michael D. Bell, M.D.)  
 (Stephen J. Cina, M.D.)  
 (Stuart M. Graham, M.D.)  
 (Frederick P. Hobin, M.D.)  
 (Gertrude M. Juste, M.D.)  
 (Reinhard W. Motte, M.D.)  
 (Stephen J. Nelson, M.D.)  
 (Krzysztof Podjaski, M.D.)  
 (Sajid S. Qaiser, M.D.)  
 (Mark J. Shuman, M.D.)

## District 20

Manfred Borges, Jr., M.D.  
 (Glen K. Axelson, D.O.)  
 (Peter A. Gillespie, M.D.)  
 (Rebecca A. Hamilton, M.D.)  
 (Kenneth D. Hutchins, M.D.)  
 (Bruce A. Hyma, M.D.)  
 (Emma O. Lew, M.D.)  
 (Mark J. Shuman, M.D.)

## District 21

Robert Pfalzgraf, M.D.  
 Wendolyn Sneed, M.D.  
 (Manfred C. Borges, M.D.)  
 (Marta U. Coburn, M.D.)  
 (Riazul H. Imami, M.D., Ph.D.)  
 (Mark J. Shuman, M.D.)

## District 22

(Wilson A. Broussard, Jr., M.D.)  
 (Daniel L. Schultz, M.D.)  
 (Suzanne R. Utley-Bobak, M.D.)  
 (Russell S. Vega, M.D.)

## District 23

(Tim J. Gallagher, M.D.)  
 (Frederick P. Hobin, M.D.)

## District 24

(ME Services Covered by Dist. 7)

## MEDICAL EXAMINERS COMMISSION

<b>Representing</b>	<b>Commissioner</b>	<b>Appointment</b>	<b>Reappointment</b>	<b>Term</b>
<b>Medical Examiners</b>	<b>Stephen J. Neslon M.D.</b>	<b>2014</b>	<b>N/A</b>	<b>2016</b>
	<b>Barbara C. Wolf M.D.</b>	<b>2015</b>	<b>N/A</b>	<b>2019</b>
<b>State Attorney</b>	<b>Angela B. Corey, J.D.</b>	<b>2011</b>	<b>2015</b>	<b>2019</b>
<b>Public Defender</b>	<b>James S. Purdy, J.D.</b>	<b>2008</b>	<b>2010/2013</b>	<b>2017</b>
<b>County Commissioner</b>	<b>Carol Whitmore</b>	<b>2013</b>	<b>N/A</b>	<b>2017</b>
<b>Sheriff</b>	<b>Rick Beseler</b>	<b>2013</b>	<b>N/A</b>	<b>2017</b>
<b>Funeral Home Industry</b>	<b>Robin Giddens Sheppard</b>	<b>2013</b>	<b>N/A</b>	<b>2016</b>
<b>Attorney General/Designee</b>	<b>Wesley H. Heidt, J.D.</b>	<b>Standing appointment with no term</b>		
<b>State Surgeon General/Designee</b>	<b>Kenneth T. Jones</b>	<b>Standing appointment with no term</b>		

## District Medical Examiners Three Year Schedule

District	Next Three Term Year		
1	2012	2015	2018
2	2012	2015	2018
3	2012	2015	2018
4	2012	2015	2018
5	2012	2015	2018
6	2012	2015	2018
7	Home Rule Authority Began 1997		
8	2013	2016	2019
9	2013	2016	2019
10	2013	2016	2019
11	Home Rule Authority Began 1992		
12	2013	2016	2019
13	Home Rule Authority Began 1992		
14	2013	2016	2019
15	Home Rule Authority Began 1993		
16	2014	2017	2020
17	Home Rule Authority Began 2011		
18	2014	2017	2020
19	2014	2017	2020
20	2014	2017	2020
21	2014	2017	2020
22	2014	2017	2020
23	2014	2017	2020
24	2014	2017	2020



**Medical Examiners Commission**

**[www.fdle.state.fl.us](http://www.fdle.state.fl.us)**