



2020 ANNUAL REPORT

Stephen J. Nelson, M.A., M.D., F.C.A.P.

Chairman

Barbara C. Wolf, M.D. • Honorable Charlie Cofer, J.D.

Nick Cox, J.D. • Robin Giddens Sheppard, L.F.D. • Honorable Carol R. Whitmore, R.N.

Kenneth T. Jones

From the Chairman of the Medical Examiners Commission

On behalf of the Medical Examiners Commission (MEC), I am pleased to provide this *Annual Workload Report* to each of our district medical examiners. The information included in this report is invaluable to the many interested parties well beyond the boundaries of our medical examiner districts. The MEC believes in the value and worth of compiling statewide data and providing it to the general public and policy makers alike.

Calendar year 2020 brought about many unique challenges and adjustments to the medical examiner community and the world with the onset of the SARS-CoV-2 virus (COVID-19). As with any novel disease, medical examiners were part of the system in identifying the cause and effects of the COVID-19 virus as it began to spread in the United States in March 2020. This led to a significant increase in natural deaths coming under the jurisdiction of Florida's medical examiners in 2020.

The *Report of Drugs Identified in Deceased Persons* provides highly sought after and critical information related to drug deaths in Florida. This unique report continues to track the unfortunate results of the abuse of both prescription and illicit drugs. The report assists Florida's state and local agencies in allocating and focusing their precious resources. Dating back to 1987, this annual report was first conceptualized for tracking deaths due to cocaine, with heroin later added in 1995. The report is constantly evolving. More drugs are tracked as their abuse potential and prevalence becomes known. The *Report of Drugs Identified in Deceased Persons* has currently evolved to include the tracking of 40 drugs and ethanol.

One of the MEC's proudest accomplishments continues to be its joint initiative with the Florida Department of Law Enforcement (FDLE) and Florida's 25 medical examiner districts to resolve the approximately 900 unidentified deceased persons in our state. With new technology and advances in forensic science, this project continues to pay dividends for many families seeking closure of a loved one's fate. We will continue to encourage participation and provide access to various resources to reduce the backlog of these unidentified deaths.

Thank you for your on-going professional commitment to providing the State of Florida with high quality medical-legal death investigative services. This is very much a team effort and you are to be commended for your exemplary efforts and professionalism.



Stephen J. Nelson, M.A., M.D., F.C.A.P.
Chairman, Medical Examiners Commission

September 2021

Contents

Introduction.....	1
Commission Appointments	1
Medical Examiner Districts.....	1
Disciplinary Actions	2
Annual Educational Conference	2
State Child Abuse Death Review Committee	2
Violent Crime and Drug Control Council	2
Unidentified Deceased Initiative	2
Methodology.....	5
Florida Medical Examiner Coverage Map.....	6
Table I District Demographics and Annual Workload Activity Reports	7
Table Ia Annual Workload Activity Reports for Infant Deaths	8
Table Ib Annual Workload Activity Reports for Law Enforcement Involved Deaths	8
Table Ia1 Workload by Depth of Examination (Infant Deaths Not Sleep Related)	9
Table Ia1 Workload by Depth of Examination (Infant Deaths Sleep Related)	10
Table Ib1 Workload by Depth of Examination (Law Enforcement Involved Deaths)	11
Table Ic Workload by Depth of Examination.....	12
Table II Cases Accepted Related to District Population	14
Table III Autopsies Related to Total Deaths, Population, and Violent Deaths.....	14
Table IV Percent of Medical Examiner Cases Autopsied	15
Table V Ranking of Violent Death Rates	16
Table VI Ranking of Districts by Number of Violent Deaths	17
Table VII District Death Rates as Related to Autopsy Rates	17
Table VIII Fifteen Year Comparison of Violent Death Rates	18
Chart Ia Medical Examiner Jurisdiction.....	19
Chart Ib Medical Examiner Workload	19
Chart IIa Violent Versus Non-Violent Deaths.....	20
Chart IIb Violent Death Workload.....	20
Chart IIIa Autopsy Workload as Percent of Total Deaths	21
Chart IIIb Autopsy Workload as Percent of Deaths Referred to Medical Examiners.....	21
Chart IIIc Autopsy Workload as Percent of Deaths Accepted	21
Chart IVa Workload by Depth of Examinations – Homicide	22
Chart IVb Workload by Depth of Examinations – Suicide	22
Chart IVc Workload by Depth of Examinations – Undetermined	22
Chart IVd Workload by Depth of Examinations – Accident: Motor Vehicle	22
Chart IVe Workload by Depth of Examinations – Accident: Drug Intoxication	23
Chart IVf Workload by Depth of Examinations – Accident: Fall	23
Chart IVg Workload by Depth of Examinations – Accident: Other	23
Chart IVh Workload by Depth of Examinations – Natural	23
Chart V Historical Workload Medical Examiner Cases	24
Appendix 1 Medical Examiners Commission	25
Appendix 2 District Medical Examiners	26
Appendix 3 Associate Medical Examiners	27
Appendix 4 Medical Examiners Commission Term Schedules.....	28
Appendix 5 District Medical Examiners Term Schedules.....	29

INTRODUCTION

The Medical Examiners Act, Chapter 406, Part I, Florida Statutes, was enacted by the 1970 Legislature in order to establish minimum and uniform standards of excellence in statewide medical examiner services. This report is compiled to illustrate the direction taken by the Medical Examiners Commission (MEC) during 2020 to ensure an effective and viable program of medical examiner services throughout Florida.

COMMISSION APPOINTMENTS

Reappointments

The term for one of the district medical examiner positions expired on July 1, 2020. Incumbent Stephen Nelson, M.D., District 10 Medical Examiner, applied for reappointment and will continue to serve until reappointed or replaced.

The term for the licensed funeral director position expired on July 1, 2020. Incumbent Robin Giddens Sheppard, Funeral Director, applied for reappointment and will continue to serve until reappointed or replaced.

MEDICAL EXAMINER DISTRICTS

In 2020, the Commission recommended that the medical examiners for Districts 16, 18, 20, 21, 22, 23 and 24 be reappointed by the Governor for additional three-year terms.

District 16	Dr. Michael Steckbauer
District 18	Dr. Sajid Qaiser
District 20	Dr. Marta Coburn
District 21	Dr. Rebecca Hamilton
District 22	Dr. Riazul Imami
District 23	Dr. Predrag Bulic
District 24	Dr. Barbara Wolf

Surveys for the reappointments of district medical examiners for Districts 16 (Monroe County), 18 (Brevard County), 20 (Collier County), District 21 (Glades, Hendry and Lee counties), District 22 (Charlotte County), District 23 (Flagler, Putnam and St. Johns counties), District 24 (Seminole County) were mailed to the constituents of these districts in January.

Assessments were sent to the constituents of Districts 15 (Palm Beach County) and 17 (Broward County) for information only. Districts 15 and 17 fall under Home Rule Charter and the medical examiners are not appointed by the Governor. Dr. Wendolyn Sneed continued to serve as the district medical examiner for District 15, and Dr. Craig Mallak continued to serve as the district medical examiner for District 17.

Patricia Aronica, M.D., was appointed District 19 (Indian River, Martin, Okeechobee and St. Lucie counties) Interim Medical Examiner effective May 1, 2020, by State Attorney Bruce H. Colton, J.D. Dr. Aronica has been recommended for appointment by the Governor as District Medical Examiner.

Deanna Oleske, M.D., was appointed District 1 (Escambia, Okaloosa, Santa Rosa and Walton counties) Interim Medical Examiner effective November 12, 2020, by State Attorney William "Bill" Eddins, J.D. Dr. Oleske has been recommended for appointment by the Governor as District Medical Examiner.

DISCIPLINARY ACTIONS

There was a total of eight formal complaints in 2020. Of the eight cases received, seven were found to be legally insufficient by staff, without the need for review by a probable cause panel. One case went on to be reviewed by a probable cause panel, but no probable cause was found.

ANNUAL EDUCATIONAL CONFERENCE

The 47th Annual Educational Conference of the Florida Association of Medical Examiners was cancelled due to COVID-19, but was rescheduled for August 4 - 6, 2021, at the Waldorf Astoria Orlando.

STATE CHILD ABUSE DEATH REVIEW COMMITTEE

Districts 9 and 25 Associate Medical Examiner Shanelle S. Norford, M.D., was appointed to serve as the Florida Medical Examiners Commission representative on the statewide Child Abuse Death Review Committee.

The 2020 Florida Child Abuse Death Review Committee Annual Report is posted on the Florida Department of Health website and can be viewed at <http://www.flcadr.com/reports>.

VIOLENT CRIME AND DRUG CONTROL COUNCIL

District 12 Medical Examiner Russell S. Vega, M.D., continued to serve on the Violent Crime and Drug Control Council as the statutorily mandated medical examiner (F.S. §943.931(2)(i)).

The 2020 Violent Crime and Drug Control Council Annual Report is posted on the FDLE website at <http://www.fdle.state.fl.us/VCDCC/VCDCC-Home.aspx>.

UNIDENTIFIED DECEASED INITIATIVE

Unidentified deceased success stories can be attributed to many of the tools that are available to medical examiners and law enforcement when investigating unidentified decedents. Some of these tools include the NCIC/FCIC database, which contains missing person records and can include fingerprint and dental records; the Florida Unidentified Decedents Database (www.fluiddb.com); the National Missing and Unidentified Persons System "NamUs" (www.NamUS.gov); and the Unidentified Deceased Initiative online training video, which was developed by FDLE's Bureau of Professional Development and the Missing Endangered Persons Information Clearinghouse (MEPIC).

MEPIC is available to assist in the identification of unidentified medical examiner cases. Their staff can provide assistance with DNA status, fingerprint submissions, dental records, FCIC/NCIC queries on active missing persons cases, resource information, forensic artists and the opening of cases. The Department of Homeland Security and Immigration and Customs Enforcement have fingerprint databases from undocumented aliens they have encountered. These databases are not tied into the FBI database. MEPIC can assist the medical examiners in submitting fingerprints through these databases if other avenues fail to produce results.

Eight success stories were reported during 2020 from Districts 1, 17, 20 and 21. The number of solved cases has grown significantly due to the analytical and investigative efforts of the MEPIC staff. This has been especially helpful in the identification of decedents who were foreign nationals.

District 1

The case was cold for 35 years until someone looking for a missing uncle came upon the Escambia County Sheriff's Office website two years ago. The person said the uncle's last known location was Escambia County near the same time the decedent's body was found. The Sheriff's Office enlisted the help of the District 1 Medical Examiner's Office, who took a DNA sample from the tipster. The results were conclusive for the decedent William Ernest Thompson, and the investigation into the death has been reopened. Thompson would have been 49 when his body was discovered on January 23, 1985, near Klondike Road and Wilde Lake Boulevard, about 10 miles northwest of downtown Pensacola. There was no ID found, and he may have been dead for months, possibly more than a year before his remains were found. The only clue officials had regarding his identity was the initials "WT" engraved on his belt buckle. He was last in touch with family in September 1983, when he spoke with his mother by phone, but nobody reported him missing.

District 17

On June 22, 2019, a white male was found deceased in a beach chair. The decedent was not decomposed and had no identification on or around his person. Fingerprints were run through the local, state, and federal databases with negative results. District 17 also attempted to utilize the FACES (facial recognition) program with negative results. A police forensic artist was contacted to sketch the decedent for the police press release. On July 2, 2019, a local sheriff's office deputy recognized the press release sketch from a previous trespassing call he had with a male in the same vicinity of the decedent's death. District 17 reviewed the body cam footage from the trespassing call, and it appeared to match that of the decedent. The night of the trespassing call, the male provided two different names to the deputy before he was identified and released on scene with a warning. Detectives worked to locate information on the name provided by the trespasser who was homeless. Through the investigation and social media, District 17 was able to identify possible family members of the trespasser who resided in Bulgaria. With the assistance from the embassy in Bulgaria, officials located possible family members who were able to collect and provided a DNA sample that was compared to the decedent's blood stain card. On October 30, 2019, District 17 received confirmation that the DNA matched, and the identification was confirmed. The Bulgarian officials notified the family who made funeral plans for their loved one.

The second case involved a decedent who was found on August 12, 2019, in a remote wooded area in the advanced stage of decomposition with no identification on or around his person. Due to the partially skeletonized hands, fingerprints were not able to be obtained. After the complete postmortem examination, an anthropologist conducted a brief examination at the District 17 office. The anthropologist and medical examiner working together reviewed the case and radiographs to provide details on the remains to include possible race, gender, approximate age, length and color of hair, dental notations, antemortem healing bone notations and location of surgical mesh that was discovered. A police forensic artist sketched two large tattoos that were on the decedent's superior torso. With this information, medical examiner investigators fielded calls from the public on missing persons. On October 8, 2019, District 17 received a call from an ex-wife who was working with her daughter to locate the daughter's missing homeless father. Upon questioning the ex-wife and daughter of the missing male, it was discovered the information appeared to match one of the district's unidentified remains. On October 31, 2019, District 17 confirmed through DNA that the caller's missing family member and the above unidentified remains were the same person. The family was notified and made funeral plans for the decedent.

The third case involved a young male who was fatally struck by a commuter train in Broward County, Florida, in the early morning hours of September 14, 2020. A District 17 Medical

Examiner Investigator responded to the scene. The investigator reported the white male had no identification on his person or on the scene. The decedent appeared to be in his late teens or early twenties with no identifying scars, marks or tattoos. Fingerprints were submitted to the sheriff's office in hopes of identifying the decedent. Late on September 15, 2020, the sheriff's office reported the fingerprints yielded negative results from local, state and federal searches. On September 16, 2020, the investigator was on their regularly scheduled day off when they came upon a teenage missing person post in Facebook from the Delray Beach Police Department in Delray Beach, Florida. The missing person, Nathan Mann, age 18, had not been seen since he left his residence in the 2100 block of Lowson Blvd, Delray Beach over the weekend. The Facebook post stated his mother advised he has no identification, money and has not taken his medication. He was last seen wearing a T-shirt, shorts and a black and white tie dye mask. The investigator immediately notified the District 17 Chief Investigator of the missing person who in return notified law enforcement. With the assistance of the Delray Beach Police Department and the Broward Sheriff's Office, the decedent was identified through DNA as the missing teenager from Delray Beach, Nathan Mann.

The fourth case involved a decedent's skeletal remains that were found on November 20, 1992, in the City of Margate, by children playing near a lake. (The majority of the skeletal material was located inside a culvert.) The decedent was examined and found to have suffered blunt head trauma, and the manner of death was ruled to be a homicide. As part of the ongoing unidentified initiative, in 2015 DNA was submitted to University of North Texas (UNT). The DNA profile was extracted and subsequently entered into CODIS. Margate PD developed information to indicate the possible identity of the decedent, and obtained a buccal swab from the presumed daughter of their missing person. The decedent was subsequently identified as Peggy Ann Domingue (DOB: 5/30/44), and confirmed as Margate PD's suspected missing person. The decedent's daughter made funeral arrangements.

District 20

On December 10, 2019, the Collier County Sheriff's Office and emergency medical services responded to a call for assistance at a house occupied by 11 migrant workers. The decedent, a Hispanic male, was found in respiratory distress and expired at the scene. Other residents of the house indicated the decedent was known only as "Pedro" and had arrived at the house from New Jersey one week prior. In the past week, he had become increasingly ill. The subject had no identification, and attempts to locate treatment records with local physicians were unsuccessful. The Collier County Sheriff's Office requested that assistance from the Unidentified Deceased Initiative (UDI) in identifying the decedent. A fingerprint card submitted by UDI to Customs and Border Protection returned a match for Pedro Cruz-Perez, a 55-year-old Mexican national. The Collier County Sheriff's Office is contacting the Consulate of Mexico for assistance in locating next of kin.

District 21

In December 2019, UDI received a request for assistance from the Clewiston Police Department in reference to an unidentified Hispanic male homicide victim found on November 1, 2019. The subject's fingerprints were submitted to the FDLE Crime Laboratory and returned a positive match to the name Dagoberto Marroquin; however, numerous aliases were found to be associated with the subject. Unable to determine the subject's true identity, the fingerprints were submitted to Customs and Border Protection (CBP). CBP's Missing Migrant Program returned a positive match to the name Dagoberto Marroquin-Borrillo, originally from El Salvador. CBP provided the name of the subject's parents and his hometown. Clewiston PD was notified of the identity of the subject, and CBP is working with the consulate of El Salvador to notify the subject's family.

The second case involved a decedent's remains that were found in Glades County in March of 1981. When originally found, investigators believed the remains were those of an older female. However, 39 years later, the remains have been identified as those of 16-year-old Nicki Elkins. On Valentine's Day 1981, Elkins left her family's house in Miami to visit her boyfriend and disappeared. The cold case was reopened by Glades County Sheriff's Office in 2008 after newer forensic technologies proved she was younger than originally believed. Her skeletal remains were sent to the UNT Center for Human Identification and the case was later entered into the National Missing and Unidentified Persons System for comparison. In April 2020, the case was entered into NamUs and requests were made for familial DNA samples. A comparison between the Glades County unidentified person case and Miami-Dade's Nicki Elkins case noted similar physical attributes, time period and the presence of an "N" tattoo on a thumb. DNA samples from each case were compared and confirmed the decedent as Nicki Elkins.

METHODOLOGY

Death statistics in Florida reflect the total number of certificates of death recorded by local county registrars of vital statistics. These include both resident and non-resident deaths. Data for 2020 was obtained from the Department of Health, Office of Vital Statistics. Rates related to deaths in this report are medical examiner cases per every 1,000 recorded deaths.

Population estimates for the state of Florida (as of April 1, 2020) were provided by the Florida Legislature's Office of Economic and Demographic Research. Unless otherwise noted, rates related to population in this report are deaths for every 1,000 residents.

Information concerning autopsy numbers and other workload distribution figures are supplied by each of the 25 medical examiner districts on the Annual Report Workload Data Form. These forms are filed annually with the MEC staff within the Florida Department of Law Enforcement by June 30 of each year.

Deaths included in this report are classified as "Natural" or "Violent." It should be noted that, for the purposes of this report, the term "Violent" includes all non-natural deaths.

Coverage Map

Florida Medical Examiner Districts

District 1

Escambia
Okaloosa
Santa Rosa
Walton

District 2

Franklin
Gadsden
Jefferson
Leon
Liberty
Taylor
Wakulla

District 3 *Covered by

Columbia *4
Dixie *8
Hamilton *4
Lafayette *2
Madison *2
Suwannee *2

District 4

Clay
Duval
Nassau

District 5

Citrus
Hernando
Lake
Marion
Sumter

District 6

Pasco
Pinellas

District 7

Volusia

District 8

Alachua
Baker
Bradford
Gilchrist
Levy
Union

District 9

Orange

District 10

Hardee
Highlands
Polk

District 11

Miami-Dade

District 12

DeSoto
Manatee
Sarasota

District 13

Hillsborough

District 14

Bay
Calhoun
Gulf
Holmes
Jackson
Washington

District 15

Palm Beach

District 16

Monroe

District 17

Broward

District 18

Brevard

District 19

Indian River
Martin
Okeechobee
St. Lucie

District 20

Collier

District 21

Glades
Hendry
Lee

District 22

Charlotte

District 23

Flagler
Putnam
St. Johns

District 24 *Covered by

Seminole *5

District 25 *Covered by

Osceola *9

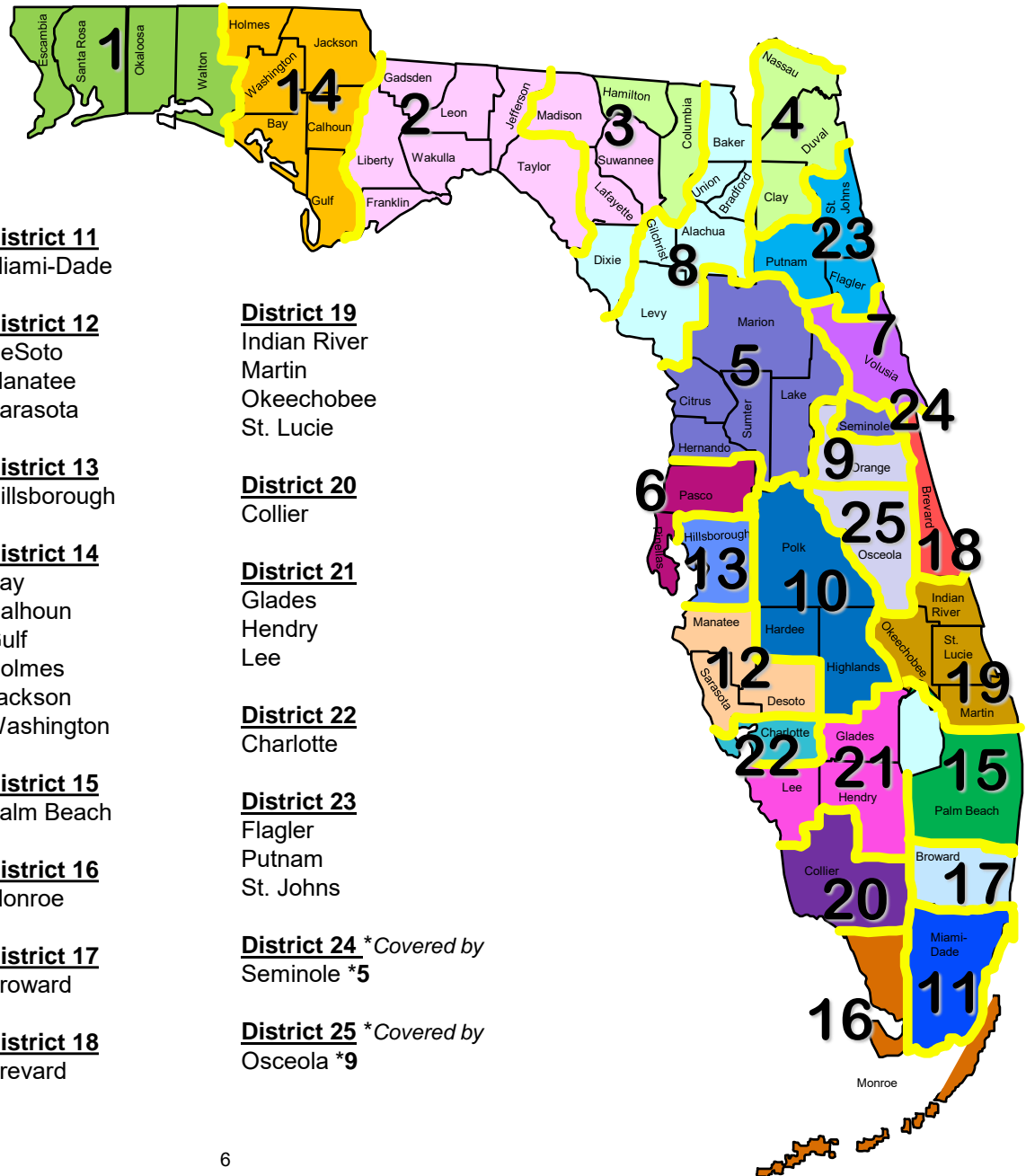


TABLE I
2020 District Demographics and Annual Workload Activity Reports

District	Population	Total District Deaths	Natural	Accident: Motor Vehicle	Accident: Drug Intoxication	Accident: Fall	Accident: Other	Suicide	Homicide	Undetermined	Pending	Total Violent Deaths	Fetal Deaths	Human Archaeological Remains	Non-Human Remains	Total Cremation Approvals (CA)	Total Cases Referred to ME	Total Cases Accepted (incl CA)	Cases Referred Excluding CA	Cases Accepted Excluding CA	Jurisdiction Declined	Infant Deaths: Not Sleep Environment Related	Infant Deaths: Sleep Environment Related	Total Infant Deaths	Total Law Enforcement Involved	Penal Institution (Jail / Prison)	Judicial Executions
1	787,042	9,748	764	127	267	112	229	160	69	10	1	975	1	0	1	5,834	9,346	7,573	3,512	1,739	1,773	8	11	19	10	43	0
2	436,960	4,486	407	77	71	55	54	66	47	8	0	378	0	0	6	2,308	3,915	3,093	1,607	785	822	4	8	12	3	56	0
3	174,957	1,972	197	57	26	28	19	34	14	7	0	185	0	0	0	1,214	1,763	1,596	549	382	167	2	4	6	0	30	0
4	1,290,913	14,744	1,167	253	659	237	135	206	196	52	0	1,738	9	3	22	10,013	13,516	12,918	3,503	2,905	598	10	24	34	14	105	0
5	1,217,868	19,297	842	276	445	726	95	238	68	47	0	1,895	2	0	28	15,502	20,355	18,239	4,853	2,737	2,116	15	8	23	5	46	0
6	1,526,692	21,051	2,046	260	836	612	124	297	65	53	0	2,247	5	1	3	17,124	21,942	21,417	4,818	4,293	525	3	14	17	10	18	0
7	551,588	8,290	534	155	343	208	41	127	34	13	0	921	2	0	2	6,786	9,116	8,241	2,330	1,455	875	1	6	7	9	8	0
8	404,223	5,125	367	103	99	119	57	76	36	30	0	520	0	1	0	3,597	4,536	4,484	939	887	52	0	5	5	0	147	0
9	1,415,260	11,455	1,012	208	447	298	82	134	138	26	0	1,333	1	0	6	8,228	13,125	10,573	4,897	2,345	2,552	6	13	19	6	35	0
10	847,367	10,190	687	178	249	126	56	118	67	8	6	808	1	2	15	7,366	10,162	8,861	2,796	1,495	1,301	13	5	18	10	15	0
11	2,832,794	26,219	3,717	375	440	240	128	239	290	10	45	1,767	0	0	3	11,825	18,827	17,309	7,002	5,484	1,518	18	4	22	20	105	0
12	874,401	12,088	405	148	286	211	102	158	37	9	0	951	1	0	16	9,870	12,477	11,226	2,607	1,356	1,251	0	6	6	4	0	0
13	1,478,759	13,713	1,666	256	538	109	76	196	107	46	4	1,332	2	1	0	7,897	11,614	10,895	3,717	2,998	719	35	17	52	5	0	0
14	295,545	3,701	350	80	81	40	44	77	32	8	0	362	0	1	0	2,149	3,466	2,861	1,317	712	605	2	6	8	3	42	0
15	1,466,494	17,924	1,819	191	620	426	210	172	99	44	0	1,762	1	0	10	9,015	14,430	12,596	5,415	3,581	1,834	4	9	13	12	9	0
16	77,823	572	74	11	20	2	14	24	4	3	0	78	0	0	2	511	694	663	183	152	31	0	0	0	0	1	0
17	1,932,212	18,141	2,020	307	798	341	126	217	158	56	0	2,003	3	0	17	10,944	17,234	14,967	6,290	4,023	2,267	7	12	19	14	5	0
18	606,671	8,260	282	87	387	151	45	117	42	14	0	843	2	0	0	5,582	7,369	6,707	1,787	1,125	662	15	3	18	9	0	0
19	684,512	8,891	607	113	185	240	46	113	46	14	0	757	2	2	9	6,781	9,154	8,145	2,373	1,364	1,009	2	2	4	7	19	0
20	387,450	4,121	396	38	97	221	35	47	8	4	0	450	1	0	4	3,370	4,938	4,216	1,568	846	722	0	0	0	1	0	0
21	805,055	8,808	877	109	316	209	153	135	49	6	1	978	0	0	23	7,178	10,788	9,033	3,610	1,855	1,755	10	5	15	6	3	0
22	187,904	3,298	176	19	34	18	8	38	1	1	0	119	0	0	1	2,922	3,764	3,217	842	295	547	0	0	0	0	3	0
23	449,796	4,289	141	75	96	50	35	94	24	2	0	376	1	1	2	3,290	3,950	3,807	660	517	143	3	4	7	1	1	0
24	476,727	3,799	218	43	117	124	30	61	14	8	0	397	0	0	2	2,778	3,920	3,393	1,142	615	527	0	3	3	1	3	0
25	387,055	2,906	307	68	118	51	17	46	19	5	0	324	0	0	1	2,047	3,397	2,678	1,350	631	719	3	3	6	1	2	0
State	21,596,068	243,088	21,078	3,614	7,575	4,954	1,961	3,190	1,664	484	57	23,499	34	12	173	164,131	233,798	208,708	69,667	44,577	25,090	161	172	333	151	696	0

TABLE Ia 2020 Annual Workload Activity Reports For Infant Deaths										
District	Not Sleep Environment Related					Sleep Environment Related				
	Specified Natural Disease	Homicide	Accident	Undetermined	Total	Accidental asphyxia, sleep surface sharing	Accidental asphyxia, not sleep surface sharing	SIDS	Undetermined	Total
1	6	1	1	0	8	0	6	2	3	11
2	4	0	0	0	4	5	0	0	3	8
3	1	1	0	0	2	1	0	2	1	4
4	4	2	0	4	10	3	0	14	7	24
5	4	2	5	4	15	3	2	0	3	8
6	3	0	0	0	3	2	2	0	10	14
7	1	0	0	0	1	3	3	0	0	6
8	0	0	0	0	0	2	0	0	3	5
9	5	0	1	0	6	1	0	12	0	13
10	6	1	4	2	13	5	0	0	0	5
11	4	2	3	9	18	3	1	0	0	4
12	0	0	0	0	0	3	3	0	0	6
13	5	3	23	4	35	5	2	0	10	17
14	2	0	0	0	2	3	3	0	0	6
15	2	1	1	0	4	1	0	0	8	9
16	0	0	0	0	0	0	0	0	0	0
17	1	0	2	4	7	2	1	0	9	12
18	4	4	4	3	15	3	0	0	0	3
19	0	2	0	0	2	0	0	0	2	2
20	0	0	0	0	0	0	0	0	0	0
21	2	0	8	0	10	1	4	0	0	5
22	0	0	0	0	0	0	0	0	0	0
23	2	0	0	1	3	1	0	1	2	4
24	0	0	0	0	0	0	3	0	0	3
25	3	0	0	0	3	0	0	0	3	3
State	59	19	52	31	161	47	30	31	64	172

TABLE Ib 2020 Annual Workload Activity Reports For Law Enforcement Involved Deaths						
District	Law Enforcement Involved (Homicides, not including Judicial Execution)	Law Enforcement Involved (Accidents)	Law Enforcement Involved (Undetermined)	Law Enforcement Involved (Suicides)	Law Enforcement Involved (Natural)	Total
1	3	6	0	1	0	10
2	3	0	0	0	0	3
3	0	0	0	0	0	0
4	10	3	1	0	0	14
5	4	0	0	1	0	5
6	4	3	0	3	0	10
7	7	2	0	0	0	9
8	0	0	0	0	0	0
9	5	1	0	0	0	6
10	9	1	0	0	0	10
11	16	4	0	0	0	20
12	4	0	0	0	0	4
13	1	4	0	0	0	5
14	3	0	0	0	0	3
15	2	2	2	0	6	12
16	0	0	0	0	0	0
17	7	3	0	4	0	14
18	6	2	0	1	0	9
19	1	2	1	3	0	7
20	0	0	0	0	1	1
21	3	1	0	0	2	6
22	0	0	0	0	0	0
23	1	0	0	0	0	1
24	0	1	0	0	0	1
25	1	0	0	0	0	1
State	90	35	4	13	9	151

TABLE Ia1
2020 Workload by Depth of Examination (Infant Deaths)

District	Not Sleep Environment Related																			
	Specified Natural Disease				Homicide				Accident				Undetermined				Totals for Year			
	Autopsied	Body Inspected	Case Investigated Only	Total	Autopsied	Body Inspected	Case Investigated Only	Total	Autopsied	Body Inspected	Case Investigated Only	Total	Autopsied	Body Inspected	Case Investigated Only	Total	Autopsied	Body Inspected	Case Investigated Only	Total
1	5	1	0	6	1	0	0	1	1	0	0	1	0	0	0	0	7	1	0	8
2	3	1	0	4	0	0	0	0	0	0	0	0	0	0	0	0	3	1	0	4
3	1	0	0	1	1	0	0	1	0	0	0	0	0	0	0	0	2	0	0	2
4	4	0	0	4	2	0	0	2	0	0	0	0	4	0	0	4	10	0	0	10
5	4	0	0	4	2	0	0	2	5	0	0	5	4	0	0	4	15	0	0	15
6	3	0	0	3	0	0	0	0	0	0	0	0	0	0	0	0	3	0	0	3
7	1	0	0	1	0	0	0	0	0	0	0	0	0	0	0	0	1	0	0	1
8	0	0	0	0	0	0	0	0	0	0	0	0	0	0	0	0	0	0	0	0
9	5	0	0	5	0	0	0	0	1	0	0	1	0	0	0	0	6	0	0	6
10	6	0	0	6	1	0	0	1	4	0	0	4	2	0	0	2	13	0	0	13
11	4	0	0	4	2	0	0	2	3	0	0	3	9	0	0	9	18	0	0	18
12	0	0	0	0	0	0	0	0	0	0	0	0	0	0	0	0	0	0	0	0
13	5	0	0	5	3	0	0	3	20	3	0	23	4	0	0	4	32	3	0	35
14	2	0	0	2	0	0	0	0	0	0	0	0	0	0	0	0	2	0	0	2
15	2	0	0	2	1	0	0	1	1	0	0	1	0	0	0	0	4	0	0	4
16	0	0	0	0	0	0	0	0	0	0	0	0	0	0	0	0	0	0	0	0
17	1	0	0	1	0	0	0	0	2	0	0	2	4	0	0	4	7	0	0	7
18	4	0	0	4	4	0	0	4	4	0	0	4	3	0	0	3	15	0	0	15
19	0	0	0	0	2	0	0	2	0	0	0	0	0	0	0	0	2	0	0	2
20	0	0	0	0	0	0	0	0	0	0	0	0	0	0	0	0	0	0	0	0
21	2	0	0	2	0	0	0	0	8	0	0	8	0	0	0	0	10	0	0	10
22	0	0	0	0	0	0	0	0	0	0	0	0	0	0	0	0	0	0	0	0
23	2	0	0	2	0	0	0	0	0	0	0	0	1	0	0	1	3	0	0	3
24	0	0	0	0	0	0	0	0	0	0	0	0	0	0	0	0	0	0	0	0
25	3	0	0	3	0	0	0	0	0	0	0	0	0	0	0	0	3	0	0	3
State	57	2	0	59	19	0	0	19	49	3	0	52	31	0	0	31	156	5	0	161

Note: *Case Investigated Only* means the body was not viewed by a medical examiner (ME), although the case was investigated and certified by an ME.

TABLE Ia1 Cont.
2020 Workload by Depth of Examination (Infant Deaths)

District	Sleep Environment Related																			
	Accidental asphyxia, sleep surface sharing				Accidental asphyxia, not sleep surface sharing				SIDS				Undetermined				Totals for Year			
	Autopsied	Body Inspected	Case Investigated Only	Total	Autopsied	Body Inspected	Case Investigated Only	Total	Autopsied	Body Inspected	Case Investigated Only	Total	Autopsied	Body Inspected	Case Investigated Only	Total	Autopsied	Body Inspected	Case Investigated Only	Total
1	0	0	0	0	6	0	0	6	2	0	0	2	3	0	0	3	11	0	0	11
2	5	0	0	5	0	0	0	0	0	0	0	0	3	0	0	3	8	0	0	8
3	1	0	0	1	0	0	0	0	2	0	0	2	1	0	0	1	4	0	0	4
4	3	0	0	3	0	0	0	0	14	0	0	14	7	0	0	7	24	0	0	24
5	3	0	0	3	2	0	0	2	0	0	0	0	3	0	0	3	8	0	0	8
6	2	0	0	2	2	0	0	2	0	0	0	0	10	0	0	10	14	0	0	14
7	3	0	0	3	3	0	0	3	0	0	0	0	0	0	0	0	6	0	0	6
8	2	0	0	2	0	0	0	0	0	0	0	0	3	0	0	3	5	0	0	5
9	1	0	0	1	0	0	0	0	12	0	0	12	0	0	0	0	13	0	0	13
10	5	0	0	5	0	0	0	0	0	0	0	0	0	0	0	0	5	0	0	5
11	3	0	0	3	1	0	0	1	0	0	0	0	0	0	0	0	4	0	0	4
12	3	0	0	3	3	0	0	3	0	0	0	0	0	0	0	0	6	0	0	6
13	5	0	0	5	2	0	0	2	0	0	0	0	10	0	0	10	17	0	0	17
14	3	0	0	3	3	0	0	3	0	0	0	0	0	0	0	0	6	0	0	6
15	1	0	0	1	0	0	0	0	0	0	0	0	8	0	0	8	9	0	0	9
16	0	0	0	0	0	0	0	0	0	0	0	0	0	0	0	0	0	0	0	0
17	2	0	0	2	1	0	0	1	0	0	0	0	8	1	0	9	11	1	0	12
18	3	0	0	3	0	0	0	0	0	0	0	0	0	0	0	0	3	0	0	3
19	0	0	0	0	0	0	0	0	0	0	0	0	2	0	0	2	2	0	0	2
20	0	0	0	0	0	0	0	0	0	0	0	0	0	0	0	0	0	0	0	0
21	1	0	0	1	4	0	0	4	0	0	0	0	0	0	0	0	5	0	0	5
22	0	0	0	0	0	0	0	0	0	0	0	0	0	0	0	0	0	0	0	0
23	1	0	0	1	0	0	0	0	1	0	0	1	2	0	0	2	4	0	0	4
24	0	0	0	0	3	0	0	3	0	0	0	0	0	0	0	0	3	0	0	3
25	0	0	0	0	0	0	0	0	0	0	0	0	3	0	0	3	3	0	0	3
State	47	0	0	47	30	0	0	30	31	0	0	31	63	1	0	64	171	1	0	172

TABLE 1b1
2020 Workload by Depth of Examination (Law Enforcement Involved Deaths)

District	Homicides				Accidents				Undetermined				Suicides				Natural				Totals for Year			
	Autopsied	Body Inspected	Case Investigated Only	Total	Autopsied	Body Inspected	Case Investigated Only	Total	Autopsied	Body Inspected	Case Investigated Only	Total	Autopsied	Body Inspected	Case Investigated Only	Total	Autopsied	Body Inspected	Case Investigated Only	Total	Autopsied	Body Inspected	Case Investigated Only	Total
1	3	0	0	3	6	0	0	6	0	0	0	0	1	0	0	1	0	0	0	0	10	0	0	10
2	3	0	0	3	0	0	0	0	0	0	0	0	0	0	0	0	0	0	0	0	3	0	0	3
3	0	0	0	0	0	0	0	0	0	0	0	0	0	0	0	0	0	0	0	0	0	0	0	0
4	10	0	0	10	3	0	0	3	1	0	0	1	0	0	0	0	0	0	0	0	14	0	0	14
5	4	0	0	4	0	0	0	0	0	0	0	0	1	0	0	1	0	0	0	0	5	0	0	5
6	4	0	0	4	3	0	0	3	0	0	0	0	3	0	0	3	0	0	0	0	10	0	0	10
7	7	0	0	7	2	0	0	2	0	0	0	0	0	0	0	0	0	0	0	0	9	0	0	9
8	0	0	0	0	0	0	0	0	0	0	0	0	0	0	0	0	0	0	0	0	0	0	0	0
9	5	0	0	5	1	0	0	1	0	0	0	0	0	0	0	0	0	0	0	0	6	0	0	6
10	9	0	0	9	1	0	0	1	0	0	0	0	0	0	0	0	0	0	0	0	10	0	0	10
11	16	0	0	16	4	0	0	4	0	0	0	0	0	0	0	0	0	0	0	0	20	0	0	20
12	4	0	0	4	0	0	0	0	0	0	0	0	0	0	0	0	0	0	0	0	4	0	0	4
13	1	0	0	1	3	1	0	4	0	0	0	0	0	0	0	0	0	0	0	0	4	1	0	5
14	3	0	0	3	0	0	0	0	0	0	0	0	0	0	0	0	0	0	0	0	3	0	0	3
15	2	0	0	2	2	0	0	2	2	0	0	2	0	0	0	0	4	2	0	6	10	2	0	12
16	0	0	0	0	0	0	0	0	0	0	0	0	0	0	0	0	0	0	0	0	0	0	0	0
17	7	0	0	7	2	1	0	3	0	0	0	0	2	2	0	4	0	0	0	0	11	3	0	14
18	6	0	0	6	2	0	0	2	0	0	0	0	1	0	0	1	0	0	0	0	9	0	0	9
19	1	0	0	1	2	0	0	2	1	0	0	1	3	0	0	3	0	0	0	0	7	0	0	7
20	0	0	0	0	0	0	0	0	0	0	0	0	0	0	0	0	0	1	0	1	0	1	0	1
21	3	0	0	3	1	0	0	1	0	0	0	0	0	0	0	0	1	1	0	2	5	1	0	6
22	0	0	0	0	0	0	0	0	0	0	0	0	0	0	0	0	0	0	0	0	0	0	0	0
23	1	0	0	1	0	0	0	0	0	0	0	0	0	0	0	0	0	0	0	0	1	0	0	1
24	0	0	0	0	1	0	0	1	0	0	0	0	0	0	0	0	0	0	0	0	1	0	0	1
25	1	0	0	1	0	0	0	0	0	0	0	0	0	0	0	0	0	0	0	0	1	0	0	1
State	90	0	0	90	33	2	0	35	4	0	0	4	11	2	0	13	5	4	0	9	143	8	0	151

Note: *Case Investigated Only* means the body was not viewed by a medical examiner (ME), although the case was investigated and certified by an ME.

TABLE 1c
2020 Workload by Depth of Examination

District	Natural				Acc: Motor Vehicle				Acc: Drug Intoxication				Acc: Fall				Acc: Other			
	Autopsied	Body Inspected	Case Investigated Only	Total	Autopsied	Body Inspected	Case Investigated Only	Total	Autopsied	Body Inspected	Case Investigated Only	Total	Autopsied	Body Inspected	Case Investigated Only	Total	Autopsied	Body Inspected	Case Investigated Only	Total
1	170	83	511	764	94	18	15	127	244	18	5	267	14	1	97	112	152	18	59	229
2	71	83	253	407	53	8	16	77	47	16	8	71	2	3	50	55	32	7	15	54
3	69	29	99	197	54	0	3	57	23	3	0	26	1	0	27	28	16	1	2	19
4	405	178	584	1,167	175	19	59	253	617	14	28	659	17	3	217	237	91	15	29	135
5	222	54	566	842	182	38	56	276	348	64	33	445	31	2	693	726	58	6	31	95
6	321	355	1,370	2,046	169	69	22	260	741	76	19	836	20	17	575	612	84	30	10	124
7	116	145	273	534	112	34	9	155	310	27	6	343	11	7	190	208	28	5	8	41
8	158	96	113	367	91	12	0	103	95	4	0	99	8	105	6	119	44	12	1	57
9	338	235	439	1,012	127	69	12	208	389	46	12	447	17	202	79	298	41	32	9	82
10	171	65	451	687	149	11	18	178	233	6	10	249	10	5	111	126	46	5	5	56
11	532	491	2,694	3,717	307	68	0	375	419	21	0	440	54	116	70	240	86	42	0	128
12	127	196	82	405	116	21	11	148	282	3	1	286	3	40	168	211	60	23	19	102
13	338	710	618	1,666	214	35	7	256	507	29	2	538	4	80	25	109	54	15	7	76
14	98	90	162	350	36	40	4	80	73	7	1	81	8	3	29	40	28	13	3	44
15	339	198	1,282	1,819	77	113	1	191	584	35	1	620	20	14	392	426	110	38	62	210
16	46	14	14	74	11	0	0	11	19	1	0	20	1	0	1	2	14	0	0	14
17	314	439	1,267	2,020	106	199	2	307	570	226	2	798	20	135	186	341	86	38	2	126
18	106	172	4	282	47	39	1	87	149	236	2	387	10	122	19	151	30	14	1	45
19	147	114	346	607	90	18	5	113	174	10	1	185	6	4	230	240	34	4	8	46
20	101	102	193	396	31	6	1	38	97	0	0	97	4	30	187	221	26	4	5	35
21	128	289	460	877	95	14	0	109	307	7	2	316	8	69	132	209	99	18	36	153
22	26	40	110	176	18	1	0	19	31	3	0	34	4	5	9	18	7	1	0	8
23	22	67	52	141	68	6	1	75	79	16	1	96	5	34	11	50	27	7	1	35
24	50	10	158	218	29	8	6	43	98	5	14	117	6	2	116	124	26	0	4	30
25	99	57	151	307	53	14	1	68	104	10	4	118	4	25	22	51	13	0	4	17
State	4,514	4,312	12,252	21,078	2,504	860	250	3,614	6,540	883	152	7,575	288	1,024	3,642	4,954	1,292	348	321	1,961

Note: *Case Investigated Only* means the body was not viewed by a medical examiner (ME), although the case was investigated and certified by an ME.

TABLE 1c Cont.
2020 Workload by Depth of Examination

District	Suicide				Homicide				Undetermined				Pending				Totals for Year			
	Autopsied	Body Inspected	Case Investigated Only	Total	Autopsied	Body Inspected	Case Investigated Only	Total	Autopsied	Body Inspected	Case Investigated Only	Total	Autopsied	Body Inspected	Case Investigated Only	Total	Autopsied	Body Inspected	Case Investigated Only	Total
1	155	5	0	160	69	0	0	69	10	0	0	10	1	0	0	1	909	143	687	1,739
2	66	0	0	66	47	0	0	47	8	0	0	8	0	0	0	0	326	117	342	785
3	34	0	0	34	14	0	0	14	6	1	0	7	0	0	0	0	217	34	131	382
4	198	5	3	206	196	0	0	196	51	1	0	52	0	0	0	0	1,750	235	920	2,905
5	201	31	6	238	68	0	0	68	39	2	6	47	0	0	0	0	1,149	197	1,391	2,737
6	205	92	0	297	64	1	0	65	50	3	0	53	0	0	0	0	1,654	643	1,996	4,293
7	97	30	0	127	34	0	0	34	13	0	0	13	0	0	0	0	721	248	486	1,455
8	74	2	0	76	33	3	0	36	25	5	0	30	0	0	0	0	528	239	120	887
9	125	8	1	134	137	1	0	138	25	1	0	26	0	0	0	0	1,199	594	552	2,345
10	111	4	3	118	67	0	0	67	7	1	0	8	6	0	0	6	800	97	598	1,495
11	225	14	0	239	290	0	0	290	9	0	1	10	45	0	0	45	1,967	752	2,765	5,484
12	149	7	2	158	37	0	0	37	9	0	0	9	0	0	0	0	783	290	283	1,356
13	184	10	2	196	106	1	0	107	42	3	1	46	4	0	0	4	1,453	883	662	2,998
14	74	2	1	77	32	0	0	32	7	1	0	8	0	0	0	0	356	156	200	712
15	73	99	0	172	99	0	0	99	38	5	1	44	0	0	0	0	1,340	502	1,739	3,581
16	24	0	0	24	4	0	0	4	3	0	0	3	0	0	0	0	122	15	15	152
17	87	130	0	217	158	0	0	158	49	5	2	56	0	0	0	0	1,390	1,172	1,461	4,023
18	65	51	1	117	42	0	0	42	7	6	1	14	0	0	0	0	456	640	29	1,125
19	110	3	0	113	46	0	0	46	13	1	0	14	0	0	0	0	620	154	590	1,364
20	47	0	0	47	8	0	0	8	4	0	0	4	0	0	0	0	318	142	386	846
21	130	5	0	135	47	2	0	49	6	0	0	6	1	0	0	1	821	404	630	1,855
22	37	1	0	38	1	0	0	1	0	0	1	1	0	0	0	0	124	51	120	295
23	84	9	1	94	24	0	0	24	2	0	0	2	0	0	0	0	311	139	67	517
24	48	11	2	61	14	0	0	14	7	0	1	8	0	0	0	0	278	36	301	615
25	43	3	0	46	19	0	0	19	5	0	0	5	0	0	0	0	340	109	182	631
State	2,646	522	22	3,190	1,656	8	0	1,664	435	35	14	484	57	0	0	57	19,932	7,992	16,653	44,577

TABLE II 2020 Cases Accepted by Medical Examiners Related to District Population					
Rank	District	Autopsies and Other Investigations	Rank	District	Cremation Approvals
1	6	2.812	1	22	15.550
2	7	2.638	2	5	12.729
3	15	2.442	3	7	12.303
4	14	2.409	4	12	11.288
5	21	2.304	5	6	11.216
6	4	2.250	6	19	9.906
7	5	2.247	7	18	9.201
8	1	2.210	8	21	8.916
9	8	2.194	9	8	8.899
10	20	2.184	10	20	8.698
11	3	2.183	11	10	8.693
12	17	2.082	12	4	7.757
13	13	2.027	13	1	7.413
14	19	1.993	14	23	7.314
15	16	1.953	15	14	7.271
16	11	1.936	16	3	6.939
17	18	1.854	17	16	6.566
18	2	1.797	18	15	6.147
19	10	1.764	19	24	5.827
20	9	1.657	20	9	5.814
21	25	1.630	21	17	5.664
22	22	1.570	22	13	5.340
23	12	1.551	23	25	5.289
24	24	1.290	24	2	5.282
25	23	1.149	25	11	4.174

TABLE III 2020 Autopsies Related to Total Deaths, Population, and Violent Deaths								
Rank	District	Autopsies/ Total Deaths	Rank	District	Autopsies/ Population	Rank	District	Autopsies/ Violent Deaths
1	16	0.213	1	16	1.568	1	16	1.564
2	4	0.119	2	4	1.356	2	3	1.186
3	25	0.117	3	7	1.307	3	11	1.113
4	3	0.110	4	8	1.306	4	13	1.091
5	13	0.106	5	3	1.240	5	25	1.049
6	9	0.105	6	14	1.205	6	22	1.042
7	8	0.103	7	1	1.155	7	8	1.015
8	14	0.096	8	6	1.083	8	4	1.007
9	1	0.093	9	21	1.020	9	10	0.990
10	21	0.093	10	13	0.983	10	14	0.983
11	7	0.087	11	10	0.944	11	1	0.932
12	6	0.079	12	5	0.943	12	9	0.899
13	10	0.079	13	15	0.914	13	2	0.862
14	20	0.077	14	19	0.906	14	21	0.839
15	17	0.077	15	12	0.895	15	23	0.827
16	11	0.075	16	25	0.878	16	12	0.823
17	15	0.075	17	9	0.847	17	19	0.819
18	24	0.073	18	20	0.821	18	7	0.783
19	2	0.073	19	18	0.752	19	15	0.760
20	23	0.073	20	2	0.746	20	6	0.736
21	19	0.070	21	17	0.719	21	20	0.707
22	12	0.065	22	11	0.694	22	24	0.700
23	5	0.060	23	23	0.691	23	17	0.694
24	18	0.055	24	22	0.660	24	5	0.606
25	22	0.038	25	24	0.583	25	18	0.541

TABLE IV
2020 Percent of Medical Examiner Cases Autopsied

District	Natural	Accident: Motor Vehicle	Accident: Drug Intoxication	Accident: Fall	Accident: Other	Suicide	Homicide	Undetermined
1	22.3%	74.0%	91.4%	12.5%	66.4%	96.9%	100.0%	100.0%
2	17.4%	68.8%	66.2%	3.6%	59.3%	100.0%	100.0%	100.0%
3	35.0%	94.7%	88.5%	3.6%	84.2%	100.0%	100.0%	85.7%
4	34.7%	69.2%	93.6%	7.2%	67.4%	96.1%	100.0%	98.1%
5	26.4%	65.9%	78.2%	4.3%	61.1%	84.5%	100.0%	83.0%
6	15.7%	65.0%	88.6%	3.3%	67.7%	69.0%	98.5%	94.3%
7	21.7%	72.3%	90.4%	5.3%	68.3%	76.4%	100.0%	100.0%
8	43.1%	88.3%	96.0%	6.7%	77.2%	97.4%	91.7%	83.3%
9	33.4%	61.1%	87.0%	5.7%	50.0%	93.3%	99.3%	96.2%
10	24.9%	83.7%	93.6%	7.9%	82.1%	94.1%	100.0%	87.5%
11	14.3%	81.9%	95.2%	22.5%	67.2%	94.1%	100.0%	90.0%
12	31.4%	78.4%	98.6%	1.4%	58.8%	94.3%	100.0%	100.0%
13	20.3%	83.6%	94.2%	3.7%	71.1%	93.9%	99.1%	91.3%
14	28.0%	45.0%	90.1%	20.0%	63.6%	96.1%	100.0%	87.5%
15	18.6%	40.3%	94.2%	4.7%	52.4%	42.4%	100.0%	86.4%
16	62.2%	100.0%	95.0%	50.0%	100.0%	100.0%	100.0%	100.0%
17	15.5%	34.5%	71.4%	5.9%	68.3%	40.1%	100.0%	87.5%
18	37.6%	54.0%	38.5%	6.6%	66.7%	55.6%	100.0%	50.0%
19	24.2%	79.6%	94.1%	2.5%	73.9%	97.3%	100.0%	92.9%
20	25.5%	81.6%	100.0%	1.8%	74.3%	100.0%	100.0%	100.0%
21	14.6%	87.2%	97.2%	3.8%	64.7%	96.3%	95.9%	100.0%
22	14.8%	94.7%	91.2%	22.2%	87.5%	97.4%	100.0%	0.0%
23	15.6%	90.7%	82.3%	10.0%	77.1%	89.4%	100.0%	100.0%
24	22.9%	67.4%	83.8%	4.8%	86.7%	78.7%	100.0%	87.5%
25	32.2%	77.9%	88.1%	7.8%	76.5%	93.5%	100.0%	100.0%
State	21.4%	69.3%	86.3%	5.8%	65.9%	82.9%	99.5%	89.9%

TABLE V
2020 Ranking of Violent Death Rates
(Per 1000 Population)

Ranking	Dist	Mot Veh Acc/ Population	Dist	Drug Intox Acc/ Population	Dist	Fall Acc/ Population	Dist	Other Acc/ Population	Dist	Homicides/ Population	Dist	Suicides/ Population	Dist	Total Violent/ Population
1	3	0.326	18	0.638	5	0.596	1	0.291	4	0.152	16	0.308	7	1.670
2	7	0.281	7	0.622	20	0.570	21	0.190	14	0.108	14	0.261	5	1.556
3	14	0.271	6	0.548	6	0.401	16	0.180	2	0.108	7	0.230	6	1.472
4	8	0.255	4	0.510	7	0.377	14	0.149	11	0.102	23	0.209	18	1.390
5	5	0.227	15	0.423	19	0.351	15	0.143	9	0.098	1	0.203	4	1.346
6	10	0.210	17	0.413	8	0.294	8	0.141	8	0.089	22	0.202	8	1.286
7	4	0.196	21	0.393	15	0.290	2	0.124	1	0.088	5	0.195	1	1.239
8	2	0.176	5	0.365	24	0.260	12	0.117	17	0.082	6	0.195	14	1.225
9	25	0.176	13	0.364	21	0.260	3	0.109	3	0.080	3	0.194	21	1.215
10	13	0.173	1	0.339	18	0.249	4	0.105	10	0.079	18	0.193	15	1.202
11	6	0.170	12	0.327	12	0.241	20	0.090	13	0.072	8	0.188	20	1.161
12	12	0.169	9	0.316	9	0.211	6	0.081	18	0.069	12	0.181	19	1.106
13	23	0.167	25	0.305	4	0.184	5	0.078	15	0.068	21	0.168	12	1.088
14	19	0.165	10	0.294	17	0.176	23	0.078	19	0.067	19	0.165	3	1.057
15	1	0.161	14	0.274	3	0.160	7	0.074	7	0.062	4	0.160	17	1.037
16	17	0.159	19	0.270	10	0.149	18	0.074	21	0.061	2	0.151	16	1.002
17	9	0.147	16	0.257	1	0.142	19	0.067	5	0.056	10	0.139	10	0.954
18	18	0.143	20	0.250	14	0.135	10	0.066	23	0.053	13	0.133	9	0.942
19	16	0.141	24	0.245	25	0.132	17	0.065	16	0.051	24	0.128	13	0.901
20	21	0.135	8	0.245	2	0.126	24	0.063	25	0.049	20	0.121	2	0.865
21	11	0.132	23	0.213	23	0.111	9	0.058	6	0.043	25	0.119	25	0.837
22	15	0.130	22	0.181	22	0.096	13	0.051	12	0.042	15	0.117	23	0.836
23	22	0.101	2	0.162	11	0.085	11	0.045	24	0.029	17	0.112	24	0.833
24	20	0.098	11	0.155	13	0.074	25	0.044	20	0.021	9	0.095	22	0.633
25	24	0.090	3	0.149	16	0.026	22	0.043	22	0.005	11	0.084	11	0.624

TABLE VI 2020 Ranking of Districts by Number of Violent Deaths			
Rank	Violent Deaths	District	Geographical Area of Florida with Population Ranking (#)
1	2,247	6	St. Petersburg (#3)
2	2,003	17	Ft. Lauderdale (#2)
3	1,895	5	Leesburg (#8)
4	1,767	11	Miami (#1)
5	1,762	15	Palm Beach (#5)
6	1,738	4	Jacksonville (#7)
7	1,333	9	Orlando (#6)
8	1,332	13	Tampa (#4)
9	978	21	Ft. Myers (#11)
10	975	1	Pensacola (#12)
11	951	12	Sarasota (#9)
12	921	7	Daytona Beach (#15)
13	843	18	Melbourne (#14)
14	808	10	Lakeland (#10)
15	757	19	Ft. Pierce (#13)
16	520	8	Gainesville (#19)
17	450	20	Naples (#20)
18	397	24	Sanford (#16)
19	378	2	Tallahassee (#18)
20	376	23	St. Augustine (#17)
21	362	14	Panama City (#22)
22	324	25	Kissimmee (#21)
23	185	3	Live Oak (#24)
24	119	22	Port Charlotte (#23)
25	78	16	Florida Keys (#25)
State 23,499			

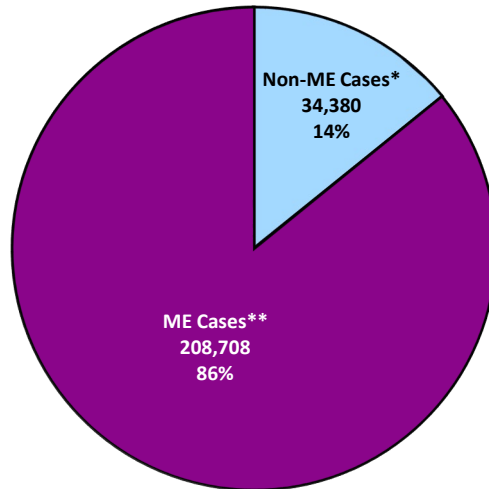
TABLE VII 2020 District Death Rates as Related to Autopsy Rates		
Dist	Deaths/ Population	Autopsies/ Population
1	1.24%	0.115%
2	1.03%	0.075%
3	1.13%	0.124%
4	1.14%	0.136%
5	1.58%	0.094%
6	1.38%	0.108%
7	1.50%	0.131%
8	1.27%	0.131%
9	0.81%	0.085%
10	1.20%	0.094%
11	0.93%	0.069%
12	1.38%	0.090%
13	0.93%	0.098%
14	1.25%	0.120%
15	1.22%	0.091%
16	0.74%	0.157%
17	0.94%	0.072%
18	1.36%	0.075%
19	1.30%	0.091%
20	1.06%	0.082%
21	1.09%	0.102%
22	1.76%	0.066%
23	0.95%	0.069%
24	0.80%	0.058%
25	0.75%	0.088%
State 1.13% 0.092%		

TABLE VIII
Fifteen Year Comparison of Violent Death Rates

Dist	2006	2007	2008	2009	2010	2011	2012	2013	2014	2015	2016	2017	2018	2019	2020
1	0.831	0.811	0.805	0.807	0.765	0.788	0.742	0.711	0.821	0.862	0.858	0.909	0.984	0.986	1.239
2	0.640	0.634	0.625	0.624	0.688	0.708	0.745	0.644	0.576	0.611	0.736	0.791	0.798	0.885	0.865
3	0.910	0.990	0.975	0.975	0.956	1.030	0.815	0.820	0.714	0.956	0.848	0.879	1.025	1.045	1.057
4	0.792	0.842	0.835	0.837	0.739	0.775	0.900	0.874	0.879	0.930	1.224	1.292	1.092	1.188	1.346
5	0.782	0.699	0.690	0.685	0.904	0.937	1.007	0.994	1.024	1.145	1.253	1.291	1.340	1.322	1.556
6	0.893	0.909	0.910	0.914	1.014	0.981	0.933	0.897	0.973	0.987	1.082	1.068	1.109	1.175	1.472
7	0.810	0.823	0.818	0.824	1.019	0.943	0.867	0.853	0.817	0.917	0.984	1.141	1.228	1.206	1.670
8	1.049	1.170	1.151	1.141	1.130	1.167	1.153	1.095	0.979	1.109	1.159	1.231	1.322	1.234	1.286
9	0.721	0.702	0.693	0.697	0.645	0.673	0.656	0.642	0.705	0.730	0.815	0.815	0.873	0.833	0.942
10	0.764	0.663	0.657	0.658	0.701	0.663	0.643	0.697	0.711	0.668	0.778	0.800	0.812	0.863	0.954
11	0.621	0.611	0.607	0.608	0.539	0.534	0.536	0.524	0.562	0.594	0.674	0.608	0.601	0.622	0.624
12	0.753	0.746	0.737	0.741	0.741	0.780	0.804	0.781	0.842	1.083	1.118	1.071	0.956	0.986	1.088
13	0.908	0.908	0.902	0.905	0.902	0.860	0.799	0.777	0.747	0.837	0.877	0.793	0.849	0.792	0.901
14	0.927	0.937	0.920	0.919	0.715	0.775	0.743	0.722	0.888	1.012	1.008	1.027	1.089	1.196	1.225
15	0.833	0.904	0.904	0.910	0.723	0.646	0.687	0.750	0.761	0.939	1.176	1.213	1.068	1.120	1.202
16	1.180	1.279	1.328	1.296	1.272	1.390	1.111	1.167	0.979	1.267	1.183	1.392	1.339	1.155	1.002
17	0.666	0.675	0.677	0.683	0.664	0.622	0.646	0.651	0.668	0.745	0.928	0.939	0.838	0.859	1.037
18	0.981	0.880	0.874	0.875	0.854	0.895	0.920	0.925	0.954	1.008	1.188	1.288	1.256	1.322	1.390
19	0.835	0.764	0.754	0.759	0.809	0.805	0.896	0.938	0.847	0.911	1.054	1.044	1.108	1.031	1.106
20	0.946	0.872	0.874	0.874	0.930	0.877	0.843	0.970	1.025	0.983	1.059	1.105	1.135	1.168	1.161
21	1.047	0.993	0.979	0.991	0.887	0.923	0.865	0.765	0.909	1.067	1.047	1.199	1.123	1.104	1.215
22	0.605	0.620	0.615	0.616	0.575	0.611	0.502	0.507	0.552	0.616	0.722	0.660	0.601	0.721	0.633
23	0.624	0.663	0.645	0.643	0.658	0.609	0.532	0.520	0.589	0.539	0.603	0.691	0.730	0.634	0.836
24	0.081	0.409	0.408	0.411	0.435	0.447	0.376	0.428	0.403	0.479	0.666	0.684	0.733	0.738	0.833
25											0.654	0.818	0.780	0.696	0.837
State	0.773	0.775	0.770	0.766	0.772	0.753	0.751	0.744	0.770	0.842	0.949	0.965	0.950	0.962	1.088

Note: Prior to 2016, District 9 included Orange & Osceola counties. Both counties enacted Home Rule authority in 2016 and District 9 was split into two districts, with Orange County staying District 9 and Osceola County becoming District 25.

Chart Ia
2020 Medical Examiner Jurisdiction
Total Florida Deaths: 243,088



* Includes 25,090 Cases Reviewed but Jurisdiction Declined
 ** Includes Cases Accepted and Cremation Approvals

Chart Ib
2020 Medical Examiner Workload
Total Deaths Reviewed: 233,798

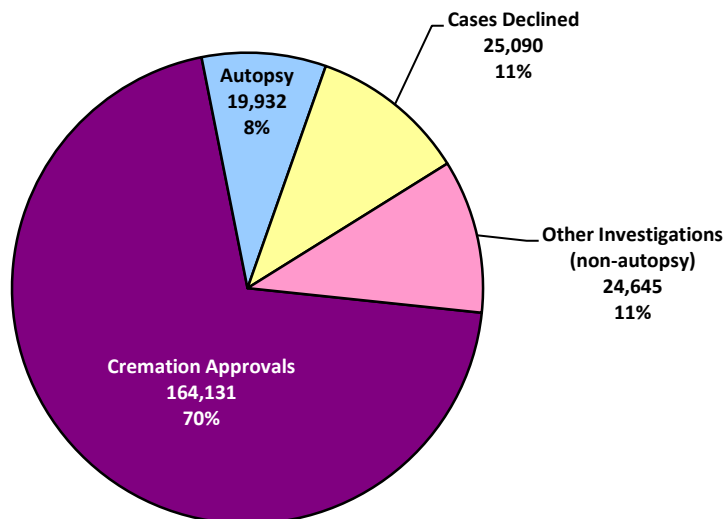


Chart IIa
2020 Violent vs. Non-Violent Deaths
Total Florida Deaths: 243,088

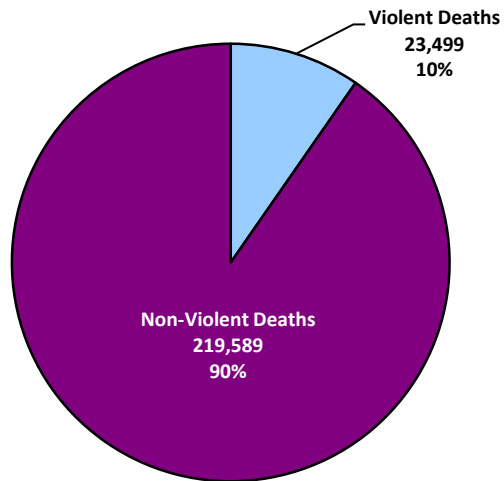


Chart IIb
2020 Violent Death Workload
Total Violent Deaths: 23,499

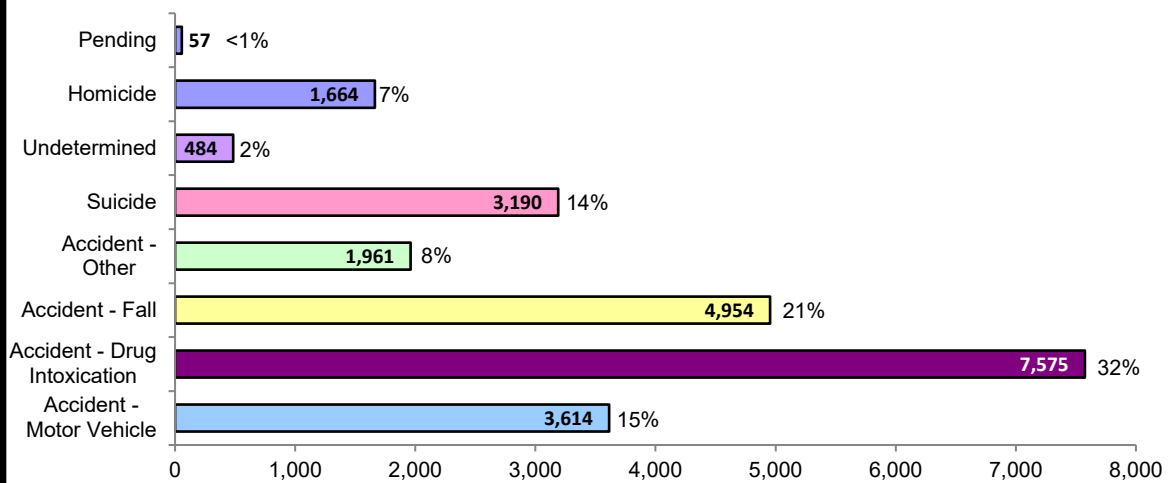


Chart IIIa
2020 Autopsy Workload
Total Florida Deaths: 243,088

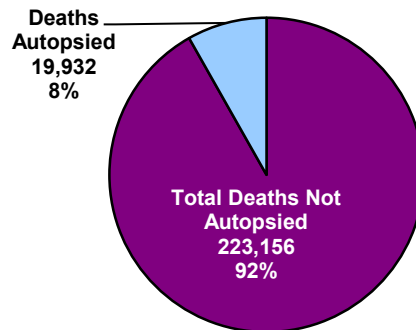
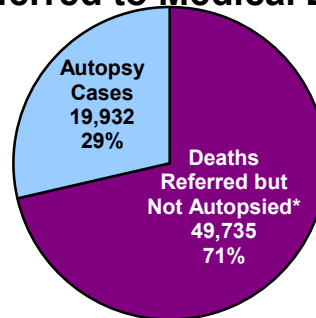


Chart IIIb
2020 Autopsy Workload as Percent of
Deaths Referred to Medical Examiners



Total Deaths Referred: 69,667 (*excludes cremations)

Chart IIIc
2020 Autopsy Workload as
Percent of Deaths Accepted
Total Deaths Accepted: 44,577

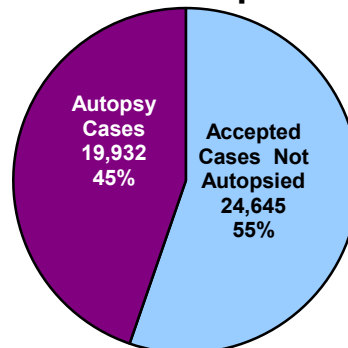


Chart IVa
2020 Workload by Depth of Examinations -
Homicide

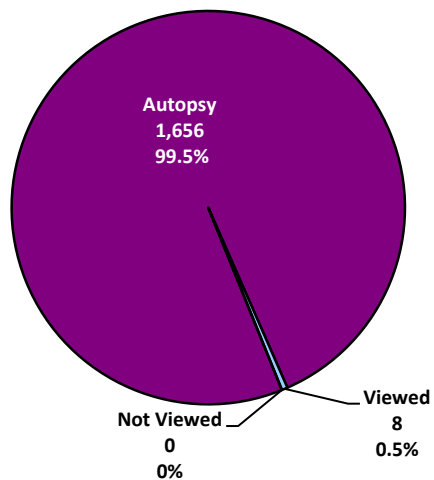


Chart IVb
2020 Workload by Depth of Examinations -
Suicide

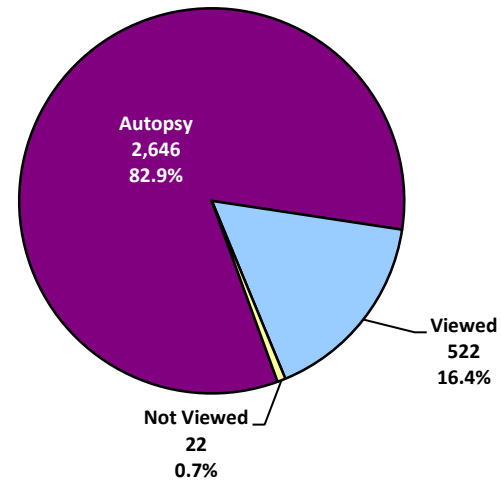


Chart IVc
2020 Workload by Depth of Examinations -
Undetermined

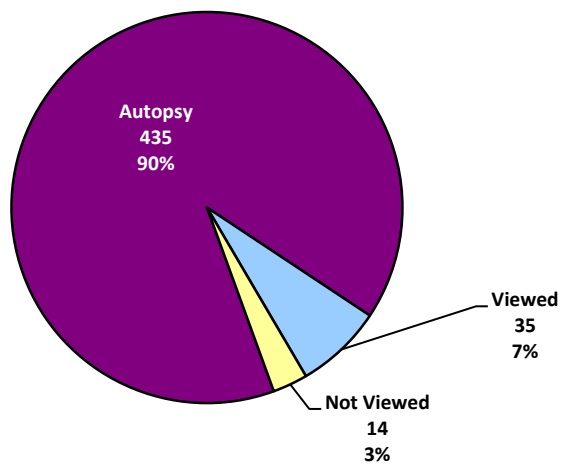


Chart IVd
2020 Workload by Depth of Examinations -
Accident: Motor Vehicle

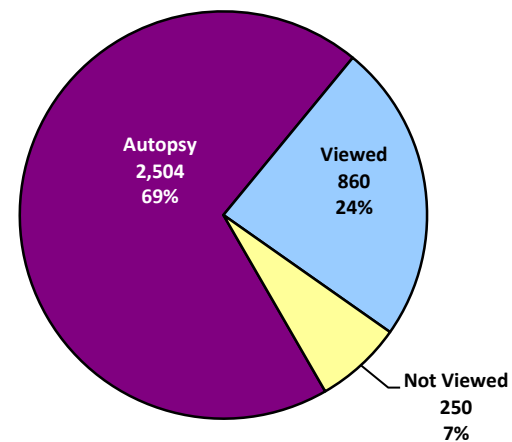


Chart IVe
2020 Workload by Depth of Examinations -
Accident: Drug Intoxication

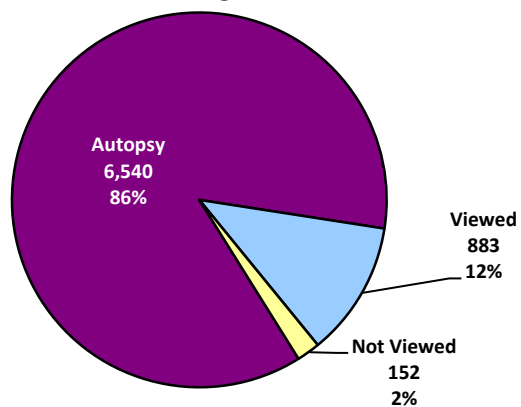


Chart IVf
2020 Workload by Depth of Examinations -
Accident: Fall

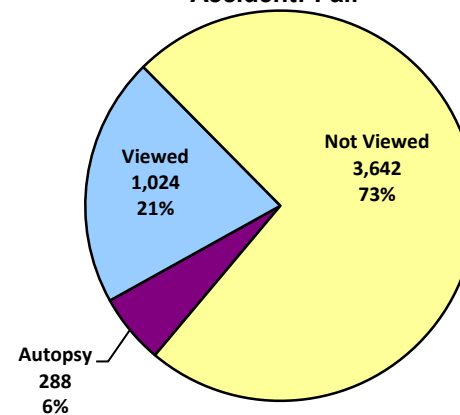


Chart IVg
2020 Workload by Depth of Examinations -
Accident: Other (Non-motor vehicle)

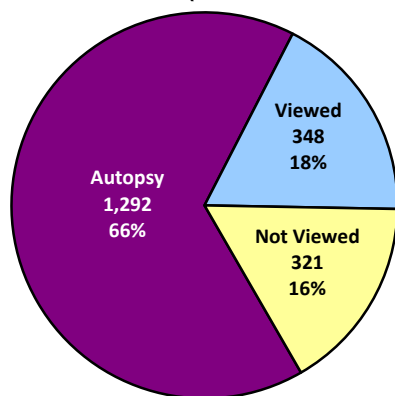


Chart IVh
2020 Workload by Depth of Examinations -
Natural

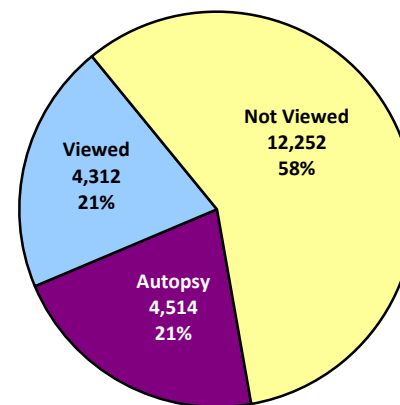
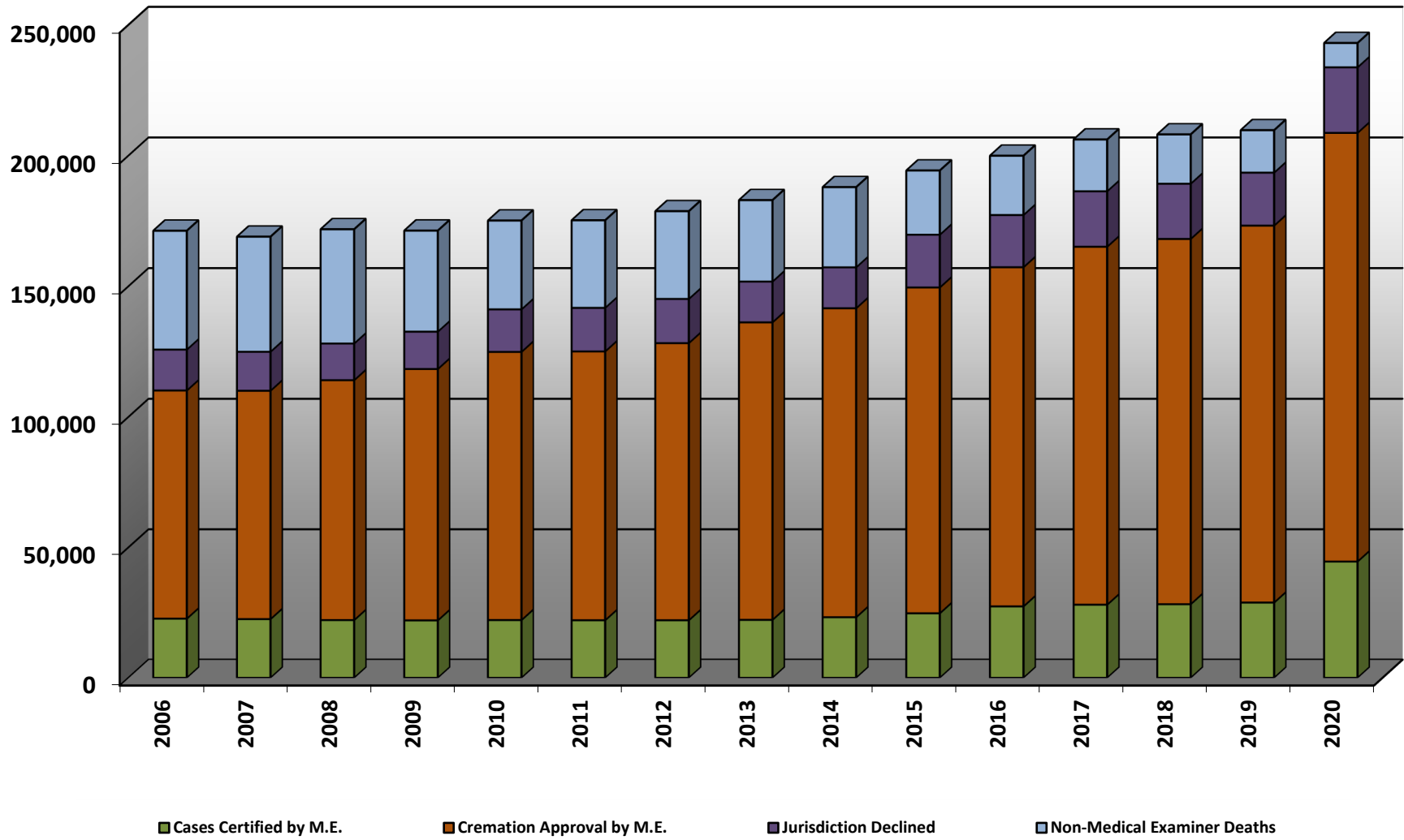


CHART V
Historical Workload
Medical Examiner Cases
2006 - 2020



MEDICAL EXAMINERS COMMISSION

Stephen J. Nelson, M.A., M.D., F.C.A.P.
Chairman

District 10 Medical Examiner
1021 Jim Keene Boulevard
Winter Haven, Florida 33880
(863) 298-4600
email: StephenNelson@polk-county.net
First Term: 2/13/2014-7/1/2016
Second Term: 08/29/2018-07/01/2020

Barbara C. Wolf, M.D.

District 5 Medical Examiner
809 Pine Street
Leesburg, Florida 34748
(352) 326-5961
email: barbara.wolf@marioncountyfl.org
First Term: 8/7/2015-7/1/2019

Vacant

Sheriff

Robin Giddens Sheppard, L.F.D.

Funeral Director/Vice President
Hardage-Giddens Funeral Homes
4801 San Jose Boulevard
Jacksonville, Florida 32207
(904) 737-7171
email: Robin.Sheppard@dignitymemorial.com
First Term: 8/15/2013-7/1/2016
Second Term: 08/29/2018-07/01/2020

Mr. Kenneth T. Jones

State Registrar
Florida Department of Health
Bureau of Vital Statistics
Post Office Box 210
Jacksonville, Florida 32231
(904) 359-6900 ext. 1001
email: Ken.Jones@flhealth.gov
Term: Not Applicable

Honorable Charlie Cofer, J.D.

Public Defender, 4th Judicial Circuit
407 N. Laura Street
Jacksonville, Florida 32202
(904) 255-4673
email: ccofer@pd4.coj.net
First Term: 08/29/2018-07/01/2021

Nick Cox, J.D.

Statewide Prosecutor
Office of the Attorney General
3507 E. Frontage Road, Suite 325
Tampa, Florida 33607
813-287-7960
email: nick.cox@myfloridalegal.com
Term: Not Applicable

Vacant

State Attorney

Honorable Carol Whitmore

Manatee County Commission
Board of County Commissioners
Post Office Box 1000
Bradenton, Florida 34206-1000
(941) 745-3704
email: carol.whitmore@mymanatee.org
First Term: 8/15/2013-7/1/2017
Second Term: 08/29/2018-07/01/2021

STAFF

Medical Examiners Commission
Florida Department of Law Enforcement
Post Office Box 1489
Tallahassee, Florida 32302
(850) 410-8600

Bureau Chief Brett Kirkland
(850) 410-8600
brettkirkland@fdle.state.fl.us

Government Analyst II Megan Neel
(850) 410-8664
meganneel@fdle.state.fl.us

Government Analyst II Chad Lucas
(850) 410-8609
stevenchadlucas@fdle.state.fl.us

General Counsel James Martin, J.D.
(850) 410-7676
jamesmartin@fdle.state.fl.us

FLORIDA DISTRICT MEDICAL EXAMINERS

District 1

Deanna Oleske, M.D.

Interim Medical Examiner
2114 Airport Blvd. Suite 1450
Pensacola, Florida 32504
Director of Operations Dan Schebler
(850) 332-7300
FAX: (850) 285-0774
e-mail: dans@fldme.com

District 2

David T. Stewart, M.D.

560 Leonard Gray Way
Tallahassee, Florida 32304
Operations Manager Tiffany Poston
(850) 606-6600
FAX: (850) 606-6601
e-mail: Info@Dist2ME.org

District 3

Dixie Co.

ME Services Provided by District 8
Lafayette, Madison & Suwannee Co.

ME Services Provided by District 2
Columbia & Hamilton Co.

ME Services Provided by District 4

District 4

B. Robert Pietak, M.D.

Interim Medical Examiner
2100 Jefferson Street
Jacksonville, Florida 32206
Director of Operations Tim Crutchfield
(904) 255-4000
FAX: (904) 630-0964
e-mail: tcrutchfield@coj.net

District 5

Barbara C. Wolf, M.D.

809 Pine Street
Leesburg, Florida 34748
Director of Operations Lindsey Bayer
(352) 326-5961
FAX: (352) 365-6438
e-mail: Lindsey.Bayer@marioncounty.fl.org

District 6

Jon R. Thogmartin, M.D.

10900 Ulmerton Road
Largo, Florida 33778
Chief Investigator Damon Breton
(727) 582-6800
FAX: (727) 582-6820
e-mail: dbreton@co.pinellas.fl.us

District 7 (Home Rule)

James W. Fulcher, M.D.

1360 Indian Lake Road
Daytona Beach, FL 32124-1001
Director of Operations Karla Orozco
(386) 258-4060
FAX: (386) 258-4061
e-mail: korozco@volusia.org

District 8

William F. Hamilton, M.D.

3217 SW 47th Avenue
Gainesville, Florida 32608
Operations Manager Ricardo Camacho
(352) 273-9292
FAX: (352) 273-9288
e-mail: ricardocamacho@ufl.edu

District 9 (Home Rule)

Joshua D. Stephany, M.D.

2350 East Michigan Street
Orlando, Florida 32806
Program Manager Sheri Blanton
(407) 836-9400
FAX: (407) 836-9450
e-mail: Sheri.Blanton@ocfl.net

District 10

Stephen J. Nelson, M.A., M.D., F.C.A.P.

1021 Jim Keene Boulevard
Winter Haven, Florida 33880
Office Manager Sheli Wilson
(863) 298-4600
FAX: (863) 298-5264
e-mail: StephenNelson@polk-county.net

District 11 (Home Rule)

Kenneth Hutchins, M.D.

Interim Medical Examiner
Number One on Bob Hope Road
Miami, Florida 33136-1133
Director of Operations Darren Caprara
(305) 545-2400
FAX: (305) 545-2412
e-mail: darren.caprara@miamidade.gov

District 12

Russell S. Vega, M.D.

2001 Siesta Drive, Suite 302
Sarasota, Florida 34239
Director of Operations David Winterhalter
(941) 361-6909
FAX: (941) 361-6914
email: rvega@fldist12me.com

District 13 (Home Rule)

Kelly G. Devers, M.D.

11025 North 46th Street
Tampa, Florida 33617
Manager of Operations Harrison Cowan
(813) 914-4500
FAX: (813) 914-4594
email: DeversK@hillsboroughcounty.org

District 14

Jay Radtke, M.D.

3737 Frankford Avenue
Panama City, Florida 32405
Director of Operations Whit Majors
(850) 747-5740
FAX: (850) 747-5745
e-mail: wnmajors@baycountyfl.gov

District 15 (Home Rule)

Wendolyn Sneed, M.D.

3126 Gun Club Road
West Palm Beach, Florida 33406
Forensic Supervisor Heron Ruiz
(561) 688-4575
FAX: (561) 688-4588
e-mail: wsneed@pbcgov.org

District 16

Michael Steckbauer, M.D.

Interim Medical Examiner
56639 Overseas Hwy
Marathon, Florida 33050
(305) 743-9011
FAX: (305) 743-9013
e-mail: meo@monroecounty-fl.gov

District 17 (Home Rule)

Rebecca MacDougall, M.D.

Medical Examiner
5301 S.W. 31st Avenue
Ft. Lauderdale, Florida 33312
Division Admin Assistant Heather Galvez
(954) 357-5200
FAX: (954) 327-6580
e-mail: rmacdougall@broward.org

District 18

Sajid S. Qaiser, M.D.

1750 Cedar Street
Rockledge, Florida 32955
Lead Investigator Craig Engelson
(321) 633-1981
FAX: (321) 633-1986
e-mail: sajid.qaiser@brevardcounty.us

District 19

Patricia A. Aronica, M.D.

Interim Medical Examiner
2500 South 35th Street
Ft. Pierce, Florida 34981
Operations Manager Christine Canard
(772) 464-7378
FAX: (772) 464-2409
e-mail: canardc@stlucieco.org

District 20

Marta U. Coburn, M.D.

3838 Domestic Avenue
Naples, Florida 34104
Administrative Coordinator Michelle Correia
(239) 434-5020
FAX: (239) 434-5027
e-mail: naplesme@d20me.net

District 21

Rebecca A. Hamilton, M.D.

70 South Danley Drive
Ft. Myers, Florida 33907
Operations Manager Patti Wheaton
(239) 533-6339
FAX: (239) 277-5017
e-mail: pwheaton@leegov.com

District 22

Riazul H. Imami, M.D., Ph.D.

18130 Paulson Drive
Pt. Charlotte, Florida 33954
Director of Operations Penny Fulton
(941) 625-1111
FAX: (941) 627-0995
e-mail: medex22@embarqmail.com

District 23

Predrag Bulic, M.D.

4501 Avenue A
St. Augustine, Florida 32095
Forensic Operations Coordinator Kelly Boulos
(904) 209-0820
FAX: (800) 255-8617
e-mail: kboulos@sjcfl.us

District 24

Barbara C. Wolf, M.D.

ME Services Provided by District 5

District 25 (Home Rule)

Joshua D. Stephany, M.D.

ME Services Provided by District 9

FLORIDA ASSOCIATE MEDICAL EXAMINERS

District 1

Tim J. Gallagher, M.D., M.H.S.A.
Ami Murphy, D.O.
(Danielle R. Armstrong, D.O.)
(Wilson A. Broussard, M.D.)
(Thomas M. Coyne, M.D., Ph.D.)
(Jennifer Dierksen, M.D.)
(Lisa Flannagan, M.D.)
(Shanedelle Norford, M.D.)
(Jay M. Radtke, M.D.)

District 2

Anthony J. Clark, M.D.
Lisa M. Flannagan, M.D.
Stephen L. Sgan, M.D.

District 3

Dixie Co.
ME Services Provided by District 8
Lafayette, Madison, & Suwannee Co.
ME Services Provided by District 2
Columbia & Hamilton Co.
ME Services Provided by District 4

District 4

Robert Buchsbaum, M.D., J.D.
Peter Gillespie, M.D.
Brittany L. Glad, D.O.
Aurelian Nicolaescu, M.D.
Robert R. Pfalzgraf, M.D.
(Leszek Chrostowski, M.D.)
(William F. Hamilton, M.D.)
(Deanna A. Oleske, M.D.)
(Valerie J. Rao, M.D.)
(Wendy A. Stroh, D.O.)
(Barbara C. Wolf, M.D.)

District 5

Tracey S. Corey, M.D.
Heather M. Gage, M.D.
Tera A. Jones, M.D.
Wendy A. Lavezzi, M.D.
(Michael Bell, M.D.)
(James W. Fulcher, M.D.)
(William F. Hamilton, M.D.)
(Susan S. Ignacio, M.D.)
(Wayne D. Kurz, M.D.)
(Aurelian Nicolaescu, M.D.)
(Shanedelle Norford, M.D.)
(Noel A. Palma, M.D.)
(Joshua D. Stephany, M.D.)
(Wendy A. Stroh, D.O.)
(Jon Thogmartin, M.D.)
(Gary L. Utz, M.D.)
(Christopher I. Wilson, M.D.)

District 6

Noel R. Agudo, M.D.
Susan S. Ignacio, M.D.
Kailee Imperatore, M.D.
Wayne D. Kurz, M.D.
Noel A. Palma, M.D.
Christopher I. Wilson, M.D.
(Wilson A. Broussard, M.D.)
(Marcela Chiste, M.D.)
(Tracey S. Corey, M.D.)
(Thomas M. Coyne, M.D., Ph.D.)
(Rebecca A. Hamilton, M.D.)
(Tera A. Jones, M.D.)
(Wendy A. Lavezzi, M.D.)
(Rebecca MacDougall, M.D.)
(Stephen J. Nelson, M.D.)
(Shanedelle Norford, M.D.)
(Mark J. Shuman, M.D.)
(Phoutthasone Thirakul, M.D.)
(Suzanne R. Utley-Bobak, M.D.)
(Russell S. Vega, M.D.)
(Vera V. Volnikh, M.D.)
(Barbara C. Wolf, M.D.)

District 7

Cassie Boggs, M.D.
Mary G. Ripple, M.D.
(Noel R. Agudo, M.D.)
(Marcela Chiste, M.D.)
(Susan S. Ignacio, M.D.)
(Kailee Imperatore, M.D.)
(Wayne D. Kurz, M.D.)
(Rebecca MacDougall, M.D.)
(Shanedelle S. Norford, M.D.)
(Noel A. Palma, M.D.)
(Jon R. Thogmartin, M.D.)
(Lee Tormos, M.D.)
(Christopher I. Wilson, M.D.)

District 8

Wendy A. Stroh, D.O.
(Robert Buchsbaum, M.D., J.D.)
(Predrag Bulic, M.D.)
(Leszek Chrostowski, M.D.)
(Tracey S. Corey, M.D.)
(Peter Gillespie, M.D.)
(Tera A. Jones, M.D.)
(Wendy A. Lavezzi, M.D.)
(Stephen J. Nelson, M.D.)
(Aurelian Nicolaescu, M.D.)
(Deanna A. Oleske, M.D.)
(Jon R. Thogmartin, M.D.)
(Barbara C. Wolf, M.D.)

District 9

Jesse C. Giles, M.D.
Marie H. Hansen, M.D.
Rachel A. Lange, M.D.
Chantel Njiwaji, M.D.
Shanedelle S. Norford, M.D.
Sara H. Zydowicz, D.O.
(Tracy S. Corey, M.D.)
(Heather M. Gage, M.D.)
(Julia V. Hegert, M.D.)
(Tera A. Jones, M.D.)
(Wendy Lavezzi, M.D.)
(Stephen J. Nelson, M.D.)
(Sajid S. Qaiser, M.D.)
(Vera V. Volnikh, M.D.)
(Barbara C. Wolf, M.D.)

District 10

Vera V. Volnikh, M.D.
(Kelly G. Devers, M.D.)
(Susan S. Ignacio, M.D.)
(Wayne D. Kurz, M.D.)
(Wendy Lavezzi, M.D.)
(Ryan D. McCormick, M.D.)
(Shanedelle S. Norford, M.D.)
(Noel A. Palma, M.D.)
(Ashley R. Perkins, D.O.)
(Jon R. Thogmartin, M.D.)
(Christopher I. Wilson, M.D.)
(Barbara C. Wolf, M.D.)

District 11

Mary Grace Centeno, M.D.
Samantha Champion, M.D.
Fintan Garavan, M.D.
Erik Handberg, M.D.
Kenneth Hutchins, M.D.
Katherine Kenerson, M.D.
Iana Lesnikova, M.D.
Benjamin Mathis, M.D.
Shanedelle S. Norford, M.D.
Mark J. Shuman, M.D.
Sara H. Zydowicz, D.O.
(Michael D. Bell, M.D.)
(Iouri G. Boiko, M.D., Ph.D.)
(Manfred Borges, M.D.)
(Marcela Chiste, M.D.)
(Marta Coburn, M.D.)
(Gertrude M. Juste, M.D.)
(Rebecca MacDougall, M.D.)
(Craig Mallak, M.D.)
(Linda R. O'Neil, M.D.)
(Marlon S. Osbourne, M.D.)
(Stephen Robinson, M.D.)
(Stacey A. Simons, M.D.)
(Terrill Tops, M.D.)
(Lee Marie Tormos, M.D.)

District 12

Wilson A. Broussard, M.D.
Phoutthasone Thirakul, M.D.
Suzanne R. Utley-Bobak, M.D.
(Leszek Chrostowski, M.D.)
(Laura S. Hair, M.D.)
(Stephen J. Nelson, M.D.)
(Robert R. Pfalzgraf, M.D.)
(Valerie J. Rao, M.D.)
(Daniel L. Schultz, M.D.)
(Wendolyn Sneed, M.D.)

District 13

Amanda Krausert, M.D.
Ryan D. McCormick, M.D.
Daissy C. McEnnan, M.D.
Ashley R. Perkins, D.O.
Milad Webb, M.D.
(Mary K. Mainland, M.D.)
(Phoutthasone Thirakul, M.D.)
(Sara H. Zydowicz, D.O.)

District 14

(Michael D. Bell, M.D.)
(Thomas M. Coyne, M.D.)
(Tim J. Gallagher, M.D., M.H.S.A.)
(Katherine L. Kenerson, M.D.)
(Andrea N. Minyard, M.D.)
(Mark J. Shuman, M.D.)

District 15

Catherine Miller, M.D.
Marlon S. Osbourne, M.D.
Terrill Tops, M.D.
Lee Marie Tormos, M.D.
Anthony Vinson, DO
(Michael Bell, M.D.)
(Kenneth D. Hutchins, M.D.)
(Stacey A. Simons, M.D.)
(Mark J. Shuman, M.D.)
(Michael Steckbauer, M.D.)

District 16

(Iouri G. Boiko, M.D. Ph.D.)
(Marlon S. Osbourne, M.D.)
(Mark J. Shuman, M.D.)

District 17

Iouri G. Boiko, M.D., Ph.D.
Marcela Chiste, M.D.
Erin Ely, M.D.
Alexis Jelinek, M.D.
Gertrude M. Juste, M.D.
Reinhard W. Motte, M.D.
Stephen Robinson, M.D.
Javier Sanchez-Ortiz, M.D.
Darin Trelka, M.D., Ph.D.
(Kenneth Hutchins, M.D.)
(Katherine L. Kenerson, M.D.)
(Emma O. Lew, M.D.)
(Benjamin Mathis, M.D.)
(Wendolyn Sneed, M.D.)

District 18

District 19

Raman Baldzizhar, M.D.
Linda Rush O'Neil, M.D.
Adrienne Sauder, M.D.
(Michael D. Bell, M.D.)
(Stuart M. Graham, M.D.)
(Marie H. Hansen, M.D.)
(Gertrude M. Juste, M.D.)
(Wendy A. Lavezzi, M.D.)
(Stephen J. Nelson, M.D.)
(Shanedelle S. Norford, M.D.)
(Joshua D. Stephany, M.D.)
(Sajid S. Qaiser, M.D.)
(Mark J. Shuman, M.D.)
(Vera V. Volnikh, M.D.)
(Barbara C. Wolf, M.D.)
(Sara H. Zydowicz, D.O.)

District 20

Manfred Borges, Jr., M.D.
Andrea N. Minyard, M.D.
(Michael D. Bell, M.D.)
(Rebecca A. Hamilton, M.D.)
(Emma O. Lew, M.D.)

District 21

Thomas M. Coyne, M.D., Ph.D.
Noelia Alemar Hernandez, M.D.
Tracy L. Shipe, D.O.
(Michael D. Bell, M.D.)
(Manfred C. Borges, M.D.)
(Wilson A. Broussard, Jr., M.D.)
(Leszek Chrostowski, M.D.)
(Marta U. Coburn, M.D.)
(Riazul H. Imami, M.D., Ph.D.)
(Katherine L. Kenerson, M.D.)
(Stephen J. Nelson, M.D.)
(Mark J. Shuman, M.D.)
(Phoutthasone Thirakul, M.D.)
(Vera V. Volnikh, M.D.)

District 22

(Wilson A. Broussard, Jr., M.D.)
(Phoutthasone Thirakul, M.D.)
(Suzanne R. Utley-Bobak, M.D.)
(Russell S. Vega, M.D.)

District 23

Shanté Hill, M.D.

District 24

ME Services Provided by District 5

District 25

ME Services Provided by District 9

MEDICAL EXAMINERS COMMISSION

Representing	Commissioner	Appointment	Reappointment	Term
Medical Examiners	Stephen J. Nelson, M.D.	2014	2018	2020*
	Barbara C. Wolf, M.D.	2015	2019*	2023
State Attorney	Vacant	-----	-----	-----
Public Defender	Charlie Cofer, J.D.	2018	N/A	2021
County Commissioner	Carol Whitmore	2013	2018	2021
Sheriff	Vacant	-----	-----	-----
Funeral Home Industry	Robin Giddens Sheppard	2013	2018	2020*
Attorney General/Designee	Nick Cox, J.D.	Standing appointment with no term		
State Surgeon General/Designee	Kenneth T. Jones	Standing appointment with no term		

*Recommended for reappointment

District Medical Examiners Three Year Schedule

District	Next Three Term Year		
1	2021	2024	2027
2	2021	2024	2027
3	2021	2024	2027
4	2021	2024	2027
5	2021	2024	2027
6	2021	2024	2027
7	Home Rule Authority Began 1997		
8	2022	2025	2028
9	Home Rule Authority Began 2016		
10	2022	2025	2028
11	Home Rule Authority Began 1992		
12	2022	2025	2028
13	Home Rule Authority Began 1992		
14	2022	2025	2028
15	Home Rule Authority Began 1993		
16	2023	2026	2029
17	Home Rule Authority Began 2011		
18	2023	2026	2029
19	2023	2026	2029
20	2023	2026	2029
21	2023	2026	2029
22	2023	2026	2029
23	2023	2026	2029
24	2023	2026	2029
25	Home Rule Authority Began 2016		



Medical Examiners Commission

www.fdle.state.fl.us