



Medical Examiners Commission

2011

ANNUAL REPORT

Published February 2013

Bruce A. Hyma, M.D.
Chairman

Russell S. Vega, M.D. • Honorable James S. Purdy, J.D. • Sheriff Bob Peryam
Jon C. Thomas, L.F.D. • Ken Jones • Honorable Robert J. Krauss, J.D. • Honorable Donna G. Hayes
Honorable Angela B. Corey

From the Chairman of the Medical Examiners Commission

On behalf of the Medical Examiners Commission I am pleased to submit this annual report to each of our district medical examiners. While the Medical Examiners Commission is no longer required to submit an Annual Workload Report to the Governor and Legislature, the Commission decided to continue to submit this report to the districts as it provides valuable information.

The Medical Examiners Commission welcomed the Honorable Angela Corey, State Attorney, 4th Judicial Circuit, to the Commission in July, 2011. Ms. Corey replaces Jerry Hill, State Attorney for the 10th Judicial Circuit, whose term expired.

The Report of Drugs Identified in Deceased Persons continues to include highly sought after information. This unique report continues to display the unfortunate yet increasing abuse of both prescription and illicit drugs. Furthermore, the report assists Florida's state and local agencies in allocating and focusing their resources.

The Medical Examiners Commission continued in a joint initiative to identify unidentified deceased cases in Florida. The Florida Department of Law Enforcement and the 24 medical examiner districts are working together to resolve almost 700 unidentified deceased cases reported in our state. With new technology and advances in forensic science, the initiative is constantly evolving. This Commission will continue to encourage participation and provide access to resources to reduce the backlog of cases.

Thank you for your professional commitment to providing the state of Florida with high quality medico-legal death investigative services.

Bruce A. Hyma, M.D.
Chairman, Medical Examiners Commission

TABLE OF CONTENTS

Table of Contents	1
Introduction	2
Commission Appointments and Vacancies	2
District Medical Examiner Reappointments of Districts 16 – 23	2
In Memoriam	3
Disciplinary Actions	4
Violent Crime and Drug Control Council	4
Annual Education Conference	4
Methodology	4
State Child Fatality Review Committee	5
Table I 2011 District Demographics and Annual Workload Activity Reports	6
Table Ia Workload by Depth of Examination	7
Table II Cases Accepted Related to District Population	8
Table III Autopsies Related to Total Deaths, Population, and Violent Deaths	8
Table IV Percent of Medical Examiner Cases Autopsied	9
Table V Ranking of Violent Death Rates	10
Table VI Ranking of Districts by Numbers of Violent Deaths	11
Table VII District Death Rates as Related to Autopsy Rates	11
Table VIII Fifteen Year Comparison of SIDS Deaths	12
Table IX Fifteen Year Comparison of Violent Death Rates	13
Chart Ia Medical Examiner Jurisdiction	14
Chart Ib Medical Examiners Workload 2011	14
Chart IIa Violent VS Non-Violent Deaths	15
Chart IIb Violent Death Workload	15
Chart IIIa Autopsy Workload as Percent of Total Deaths	16
Chart IIIb Autopsy Workload as Percent of Deaths Referred to Medical Examiner	16
Chart IIIc Autopsy Workload as Percent of Deaths Accepted	16
Chart IVa Workload by Depth of Examinations – Homicide	17
Chart IVb Workload by Depth of Examinations – Suicide	17
Chart IVc Workload by Depth of Examinations – Undetermined	17
Chart IVd Workload by Depth of Examinations – Accident: Motor Vehicle	17
Chart IVe Workload by Depth of Examinations – Accident: Non-Motor Vehicle	17
Chart IVf Workload by Depth of Examinations – Natural	17
Chart V Historical Workload Cases Referred to Medical Examiners	18
Appendix 1 Medical Examiners Commission	19
Appendix 2 District Medical Examiners	20
Appendix 3 Associate Medical Examiners	21
Appendix 4 Map of Florida Medical Examiner Districts	22
Appendix 5 Medical Examiners Commission Term Schedules	23
Appendix 6 District Medical Examiners Term Schedules	24

INTRODUCTION

The Medical Examiners Act, Chapter 406, Part I, Florida Statutes, was enacted by the 1970 Legislature in order to establish minimum and uniform standards of excellence in statewide medical examiner services. This report is submitted to illustrate the direction taken by the Medical Examiners Commission during 2011 to ensure the maintenance of an effective and viable program of medical examiner services throughout Florida.

COMMISSION APPOINTMENTS AND VACANCIES

Honorable Angela Corey, State Attorney, 4th Judicial Circuit, was appointed by Governor Scott to the Commission in July, 2011. Ms. Corey replaces Jerry Hill, State Attorney for the 10th Judicial Circuit, whose term expired.

MEDICAL EXAMINER DISTRICTS 16-24

In 2011, the Commission recommended that the district medical examiners from Districts 16, 17, 18, 19, 20, 21, 22, 23 and 24 be reappointed by the Governor for additional three-year terms. All of these district medical examiners, with the exception of District 17, were reappointed before the end of 2011:

District 16:	E. Hunt Scheuerman, M.D.
District 18:	Sajid S. Qaiser, M.A., M.D.
District 19:	Roger E. Mittleman, M.D.
District 20:	Marta U. Coburn, M.D.
District 21:	Rebecca Hamilton, M.D.
District 22:	Riazul H. Imami, M.D.
District 23:	Predrag Bulic, M.D.
District 24:	Marie A. Herrmann, M.D.

District 17 has elected to exercise its Home Rule charter, and appointed Craig Mallak, M.D. as district medical examiner.

IN MEMORIAM

Joan Wood, M.D. passed away in 2011. The following resolution was presented posthumously.

Resolution

WHEREAS, Joan E. Wood was born on July 17, 1944 in Ashtabula, Ohio and received her Bachelor of Arts degree in 1966 from University of Florida and her Doctor of Medicine Degree in 1970 from University of Florida, and became board certified in Forensic Pathology in 1974; and,

WHEREAS, Dr. Joan E. Wood proudly served as the District Six Medical Examiner from 1982 until 2000 and as the Executive Director of the Pinellas County Forensic Laboratory from 1986 until 2000; and,

WHEREAS, Dr. Wood, before her appointment to the Commission, was a district medical examiner who was very interested and active in Commission matters as manifested by the fact that she was the Commission’s representative on (and served as chairman of) the Florida Violent Crime Council and the Organ and Tissue Procurement Advisory Board, as well as participating in numerous community and statewide task forces, review teams, and work groups dealing with forensic matters; and

WHEREAS, as a further indication of her enthusiasm for forensic medicine, Dr. Wood was a member of and served an active role in numerous professional organizations such as the National Association of Medical Examiners, the Florida Crime Laboratory Council, the National Forensic Science Technology Center, and the American Society of Crime Laboratory Directors; and

WHEREAS, since Dr. Wood was first appointed to the Commission by Governor Lawton Chiles in 1994 and served until September, 2000, she was elected as the Commission’s chairman every year, and during her six year tenure she assertively and wisely oversaw the many very important and sometimes difficult issues that came before the Commission ; and

WHEREAS, Dr. Wood’s professionalism, leadership, vast knowledge of the issues, and her lack of timidity in taking on the tough issues facing the Commission earned her respect and admiration among families, professionals, and legislators throughout Florida;

NOW THEREFORE let it be resolved that this Commission on behalf of Florida’s Medical Examiners and all of the citizens of Florida whom she served so well, does hereby recognize and posthumously thank Dr. Joan E. Wood for the dedication, service and valuable guidance she has offered to the Florida Medical Examiners System, and for her many years of exemplary and dedicated public service to her community and to the field of forensic pathology.

PASSED AND RECORDED, in the official minutes of the Medical Examiners Commission meeting on this Wednesday, the 31st day of August, 2011, Tampa, Hillsborough County, Florida.

Medical Examiners Commission Chairman
Bruce A. Hyma, M.D., *District 11 Medical Examiner*

Russell S. Vega, M.D., *District 12 Medical Examiner*

Hon. Donna G. Hayes, *Manatee County Commissioner*

Jon C. Thomas, *Licensed Funeral Director*

Ken Jones, *Deputy State Registrar, Dept. of Health*

Robert J. Krauss, J.D., *Bureau Chief, Asst. Atty. General*

Hon. James S. Purdy, *Public Defender*

Hon. Robert Peryam, *Sheriff, Monroe County*

Hon. Angela B. Corey, *State Attorney, 4th Judicial Circuit*

DISCIPLINARY ACTIONS

In 2011, Commission staff received seven formal written complaints against district medical examiners or their associate medical examiners. Most of these complaints alleged misconduct regarding the findings of cause and/or manner of death, with one alleging failure to provide “reasonable care.” All of these cases were found by staff to be not legally sufficient, without need for a Probable Cause Panel.

VIOLENT CRIME AND DRUG CONTROL COUNCIL

Through existing partnerships with federal, state, and local law enforcement, the Violent Crime and Drug Control Council (VCDCC) continues to play an integral role in supporting initiatives to protect Florida’s citizens, visitors, property and communities. Since the Council’s inception in 1993, it has maintained a reputation for initiating and supporting legislation to improve the overall quality of life for the state of Florida and its citizens. The Council is composed of 14 members, including a medical examiner representative, which has been vacant awaiting gubernatorial appointment since 2007. The Council is routinely briefed on the semi-annual and annual Medical Examiners reports regarding drug-related deaths.

ANNUAL EDUCATIONAL CONFERENCE

The 38th Annual Educational Conference was held June 22-24, 2011 at the PGA National Resort and Spa in Palm Beach Gardens, Florida. The conference was jointly sponsored by District 15 Medical Examiner Michael Bell, M.D., the University of Florida College of Medicine, and the William R. Maples Center for Forensic Medicine.

METHODOLOGY

Death statistics in Florida reflect the total number of certificates of death recorded in 2011 by local county registrars of vital statistics. These include both resident and non-resident deaths. This data was obtained from the Office of Vital Statistics in the Department of Health. Rates related to deaths in this report are medical examiner cases per every 1,000 recorded deaths.

Population estimates (as of April 1, 2011) for the state of Florida were provided by the Finance & Economic Analysis Section of the Executive Office of the Governor. Unless otherwise noted, rates related to population in this report are deaths for every 100,000 residents.

Information concerning autopsy numbers and other workload distribution figures are supplied by each of the 24 medical examiner districts on the Annual Report Workload Data Form. These forms are filed annually with the Medical Examiners Commission staff in July of each year. (See Tables I and Ia).

STATE CHILD FATALITY REVIEW COMMITTEE

The State Child Fatality Review Committee reviewed 147 cases in 2011, representing 136 deaths of infants and children less than 18 years of age that occurred in 2010, and 11 deaths that occurred in 2009 that had been verified by the Department of Children and Families (DCF) as being related to child abuse or neglect. Children five years old and younger comprised 88% of the cases reviewed. In 41 cases (30%), the child had previous involvement with the Department of Children and Families, and six (4%) of the child death cases had an open report at the time of the child's death.

Florida's data continue to parallel national statistics that indicate a prevalence of neglect-related deaths. Out of 147 deaths, 38% were abuse-related, while 85% were neglect related. Seventy nine deaths were classified as accidental. Drowning continued to be a major cause of accidental child deaths in Florida with 31% of accidental deaths caused by drowning. There was a decrease in the number of infant deaths related to the child's sleep environment, with 21 deaths attributed to unsafe sleeping conditions, which is half the number reported the previous year.

Five children died in motor vehicle crashes. Four children died of hyperthermia after having been left unattended in a vehicle. This was a significant decrease from the nine deaths of children left in vehicles in 2009, and it is believed the media attention given to these deaths and to related criminal prosecutions continues to work towards reducing this type of death. Nine of the deaths were classified as homicides.

The Committee's 2011 key recommendations were:

#1 Continue and enhance statewide public awareness and education efforts.

#2 Amend § 383.402(1), F.S. to expand the state Child Abuse Death and Review Team's (CADR) authority to review all Florida child deaths.

#3 Amend statutory due date of CADR's annual report to March 31st.

#4 Invest in successful prevention programs.

The Committee also recommended continuation of training for professionals and parents in unsafe sleeping environments, drowning prevention and investigations, coping with crying, the role of substance abuse, and death scene investigations.

Barbara C. Wolf, M.D., Interim District 5 Medical Examiner represents the Medical Examiners Commission on this committee.

TABLE I
2011 District Demographics and Annual Workload Activity Reports

District	Population	Total District Deaths	Natural	Accident: Motor Vehicle	Accident: Non-Motor Vehicle	Suicide	Homicide	Undetermined	Pending	Total Violent Deaths	Fetal Deaths	Human Archaeological Remains	Non-Human Remains	Total Cremation Approvals (CA)	Total Cases Referred to ME	Total Cases Accepted (incl CA)	Cases Referred Minus CA	Cases Accepted Minus CA	Jurisdiction Declined	SIDS	Police Custody or Penal Inst.
	A	B	C	D	E	F	G	H	I	J	K	L	M	N	O	P	Q	R	S	T	U
1	691,291	6,549	267	118	244	123	39	21	0	545	1	0	12	2,214	4,980	3,026	2,766	812	1,954	0	10
2	412,418	2,931	174	80	123	49	31	9	0	292	0	1	4	1,162	2,173	1,628	1,011	466	545	1	16
3	169,922	1,538	64	59	63	31	13	9	0	175	1	0	0	726	1,081	965	355	239	116	3	8
4	1,129,428	10,154	416	144	415	180	102	31	3	875	3	2	31	5,491	7,267	6,782	1,776	1,291	485	5	89
5	1,040,659	13,115	354	136	578	206	42	13	0	975	2	0	21	9,370	11,507	10,699	2,137	1,329	808	0	22
6	1,385,029	17,066	522	209	739	292	76	43	0	1,359	3	0	23	12,599	14,928	14,480	2,329	1,881	448	0	19
7	495,400	6,064	249	104	222	110	28	3	0	467	1	0	0	3,887	4,924	4,603	1,037	716	321	2	4
8	376,149	4,041	200	123	198	64	26	28	0	439	0	0	4	1,866	2,776	2,505	910	639	271	0	92
9	1,431,209	9,101	589	206	403	175	125	54	0	963	0	0	0	6,285	9,517	7,837	3,232	1,552	1,680	10	27
10	731,157	7,018	234	113	215	109	40	7	1	485	0	2	16	4,391	5,769	5,110	1,378	719	659	0	5
11	2,516,515	18,723	948	413	376	253	241	6	56	1,345	3	4	9	8,154	11,086	10,447	2,932	2,293	639	2	43
12	741,932	8,307	318	81	306	138	36	18	0	579	0	0	0	6,427	7,835	7,324	1,408	897	511	0	186
13	1,238,951	9,904	938	205	565	190	78	28	0	1,066	2	1	31	5,096	7,988	7,100	2,892	2,004	888	8	6
14	294,255	2,938	199	53	73	64	30	5	3	228	1	0	2	1,417	2,390	1,844	973	427	546	0	9
15	1,325,758	13,612	369	135	405	205	84	27	1	857	3	0	5	6,499	8,659	7,725	2,160	1,226	934	0	19
16	72,670	526	76	16	52	29	3	1	0	101	0	0	8	405	610	582	205	177	28	0	0
17	1,753,162	13,840	652	193	502	262	71	62	0	1,090	1	1	3	6,606	9,841	8,348	3,235	1,742	1,493	8	2
18	545,184	5,981	220	82	262	111	23	10	0	488	1	0	9	3,719	5,137	4,427	1,418	708	710	3	2
19	604,949	6,379	322	99	261	95	22	9	1	487	1	0	13	4,462	5,462	5,271	1,000	809	191	2	8
20	323,785	2,987	122	37	194	32	11	1	9	284	0	1	4	2,231	2,986	2,637	755	406	349	0	0
21	677,030	6,182	309	118	323	124	53	5	2	625	0	0	27	4,598	8,056	5,532	3,458	934	2,524	0	1
22	160,463	2,452	75	15	46	32	2	3	0	98	0	0	2	1,849	2,331	2,022	482	173	309	1	2
23	363,145	2,900	119	50	109	50	9	3	0	221	0	0	3	1,916	2,268	2,256	352	340	12	2	0
24	424,587	2,948	101	40	91	47	12	0	0	190	0	0	1	1,629	2,181	1,920	552	291	261	1	0
State	18,905,048	175,256	7,837	2,829	6,765	2,971	1,197	396	76	14,234	23	12	228	102,999	141,752	125,070	38,753	22,071	16,682	48	570

Note: Columns are labeled for easy reference to other tables in report.

TABLE Ia
2011 Workload by Depth of Examination

District	Natural				Acc: Motor Veh				Acc: Non Motor Veh				Suicide				Homicide				Undetermined				Pending				Totals for Year		
	Autopsied	Body Inspected	Case Investigated Only	Total	Autopsied	Body Inspected	Case Investigated Only	Total	Autopsied	Body Inspected	Case Investigated Only	Total	Autopsied	Body Inspected	Case Investigated Only	Total	Autopsied	Body Inspected	Case Investigated Only	Total	Autopsied	Body Inspected	Case Investigated Only	Total	Autopsied	Body Inspected	Case Investigated Only	Total	Autopsied	Body Inspected	Case Investigated Only
	a	b	c	d	e	f	g	h	i	j	k	l	m	n	o	p	q	r	s	t	u	v	w	x	y	z	aa	bb	cc	dd	ee
1	47	1	219	267	33	46	39	118	122	15	107	244	122	0	1	123	38	0	1	39	18	0	3	21	0	0	0	0	380	62	370
2	86	52	36	174	67	9	4	80	63	48	12	123	49	0	0	49	31	0	0	31	9	0	0	9	0	0	0	0	305	109	52
3	49	12	3	64	58	1	0	59	42	17	4	63	31	0	0	31	13	0	0	13	7	2	0	9	0	0	0	0	200	32	7
4	319	93	4	416	99	44	1	144	242	151	22	415	180	0	0	180	102	0	0	102	26	3	2	31	3	0	0	3	971	291	29
5	174	28	152	354	118	1	17	136	224	5	349	578	206	0	0	206	41	0	1	42	13	0	0	13	0	0	0	0	776	34	519
6	275	246	1	522	158	50	1	209	472	253	14	739	292	0	0	292	76	0	0	76	43	0	0	43	0	0	0	0	1,316	549	16
7	101	147	1	249	78	26	0	104	129	90	3	222	110	0	0	110	28	0	0	28	3	0	0	3	0	0	0	0	449	263	4
8	164	36	0	200	119	3	1	123	78	116	4	198	64	0	0	64	25	0	1	26	27	1	0	28	0	0	0	0	477	156	6
9	385	204	0	589	165	41	0	206	249	154	0	403	170	5	0	175	125	0	0	125	52	2	0	54	0	0	0	0	1,146	406	0
10	193	30	11	234	97	8	8	113	163	8	44	215	109	0	0	109	40	0	0	40	7	0	0	7	0	1	0	1	609	47	63
11	645	299	4	948	413	0	0	413	208	75	93	376	252	1	0	253	241	0	0	241	6	0	0	6	56	0	0	56	1,821	375	97
12	176	142	0	318	71	7	3	81	180	111	15	306	137	1	0	138	36	0	0	36	18	0	0	18	0	0	0	0	618	261	18
13	421	487	30	938	181	22	2	205	312	38	215	565	190	0	0	190	77	1	0	78	28	0	0	28	0	0	0	0	1,209	548	247
14	94	46	59	199	40	9	4	53	53	5	15	73	62	2	0	64	30	0	0	30	5	0	0	5	1	2	0	3	285	64	78
15	242	102	25	369	71	56	8	135	246	29	130	405	202	2	1	205	83	0	1	84	26	0	1	27	0	0	1	1	870	189	167
16	45	31	0	76	16	0	0	16	51	1	0	52	29	0	0	29	3	0	0	3	1	0	0	1	0	0	0	0	145	32	0
17	384	263	5	652	158	35	0	193	345	147	10	502	260	2	0	262	71	0	0	71	55	7	0	62	0	0	0	0	1,273	454	15
18	123	97	0	220	69	13	0	82	158	104	0	262	110	1	0	111	23	0	0	23	10	0	0	10	0	0	0	0	493	215	0
19	148	171	3	322	88	11	0	99	155	91	15	261	95	0	0	95	22	0	0	22	9	0	0	9	1	0	0	1	518	273	18
20	45	67	10	122	33	3	1	37	78	13	103	194	32	0	0	32	11	0	0	11	1	0	0	1	9	0	0	9	209	83	114
21	190	119	0	309	111	7	0	118	121	202	0	323	124	0	0	124	53	0	0	53	5	0	0	5	2	0	0	2	606	328	0
22	51	24	0	75	15	0	0	15	46	0	0	46	32	0	0	32	2	0	0	2	2	1	0	3	0	0	0	0	148	25	0
23	38	81	0	119	48	2	0	50	71	38	0	109	50	0	0	50	9	0	0	9	3	0	0	3	0	0	0	0	219	121	0
24	44	57	0	101	36	4	0	40	64	25	2	91	47	0	0	47	12	0	0	12	0	0	0	0	0	0	0	0	203	86	2
State	4,439	2,835	563	7,837	2,342	398	89	2,829	3,872	1,736	1,157	6,765	2,955	14	2	2,971	1,192	1	4	1,197	374	16	6	396	72	3	1	76	15,246	5,003	1,822

Note: *Case Investigated Only* means the body was not viewed by a medical examiner (ME), although the case was investigated and certified by an ME.
Columns are labeled for easy reference to other tables in report.

TABLE II

**Cases Accepted by Medical Examiners
Related to District Population**

Autopsies and Other			Cremation		
Rank	Dist	Investigations	Rank	Dist	Approvals
1	16	2.361	1	22	10.299
2	14	1.694	2	6	8.846
3	13	1.663	3	5	8.302
4	8	1.569	4	12	8.218
5	20	1.390	5	7	7.064
6	19	1.374	6	19	6.608
7	21	1.355	7	21	6.264
8	6	1.352	8	20	5.837
9	3	1.348	9	18	5.781
10	7	1.311	10	10	5.496
11	1	1.256	11	16	5.403
12	12	1.180	12	8	5.241
13	18	1.172	13	15	4.613
14	15	1.132	14	23	4.472
15	5	1.127	15	13	4.354
16	4	1.102	16	4	4.326
17	9	1.045	17	9	4.117
18	17	1.026	18	14	4.004
19	10	0.987	19	1	3.956
20	23	0.966	20	3	3.918
21	11	0.956	21	24	3.745
22	22	0.955	22	17	3.638
23	2	0.952	23	11	3.077
24	24	0.708	24	2	2.479

TABLE III

**Autopsies Related to
Total Deaths, Population, and Violent Deaths**

Autopsies/ Total Deaths			Autopsies/ Population			Autopsies/ Violent Deaths		
Rank	Dist		Rank	Dist		Rank	Dist	
1	16	0.280	1	16	1.951	1	22	1.402
2	3	0.132	2	8	1.208	2	16	1.382
3	9	0.122	3	3	1.150	3	11	1.358
4	8	0.121	4	19	1.040	4	10	1.312
5	13	0.120	5	13	1.023	5	8	1.240
6	11	0.104	6	14	0.993	6	3	1.232
7	4	0.104	7	6	0.974	7	19	1.229
8	21	0.101	8	18	0.909	8	9	1.224
9	14	0.101	9	7	0.903	9	14	1.208
10	2	0.101	10	4	0.900	10	24	1.194
11	19	0.099	11	21	0.896	11	4	1.189
12	20	0.094	12	12	0.874	12	12	1.174
13	17	0.092	13	10	0.821	13	18	1.132
14	23	0.092	14	15	0.810	14	17	1.130
15	18	0.090	15	22	0.780	15	13	1.124
16	10	0.086	16	9	0.779	16	2	1.098
17	24	0.082	17	5	0.778	17	23	1.066
18	6	0.079	18	20	0.778	18	7	1.058
19	15	0.078	19	11	0.773	19	21	1.003
20	12	0.078	20	17	0.735	20	6	0.987
21	7	0.078	21	2	0.675	21	5	0.966
22	5	0.064	22	23	0.643	22	15	0.940
23	1	0.058	23	24	0.566	23	20	0.804
24	22	0.056	24	1	0.519	24	1	0.670

TABLE IV

Percent of Medical Examiner Cases Autopsied

District	Natural	Accident: Motor Vehicle	Accident: Non-Motor Vehicle	Suicide	Homicide	Undetermined
1	17.6%	28.0%	50.0%	99.2%	97.4%	85.7%
2	49.4%	83.8%	51.2%	100.0%	100.0%	100.0%
3	76.6%	98.3%	66.7%	100.0%	100.0%	77.8%
4	76.7%	68.8%	58.3%	100.0%	100.0%	83.9%
5	49.2%	86.8%	38.8%	100.0%	97.6%	100.0%
6	52.7%	75.6%	63.9%	100.0%	100.0%	100.0%
7	40.6%	75.0%	58.1%	100.0%	100.0%	100.0%
8	82.0%	96.7%	39.4%	100.0%	96.2%	96.4%
9	65.4%	80.1%	61.8%	97.1%	100.0%	96.3%
10	82.5%	85.8%	75.8%	100.0%	100.0%	100.0%
11	68.0%	100.0%	55.3%	99.6%	100.0%	100.0%
12	55.3%	87.7%	58.8%	99.3%	100.0%	100.0%
13	44.9%	88.3%	55.2%	100.0%	98.7%	100.0%
14	47.2%	75.5%	72.6%	96.9%	100.0%	100.0%
15	65.6%	52.6%	60.7%	98.5%	98.8%	96.3%
16	59.2%	100.0%	98.1%	100.0%	100.0%	100.0%
17	58.9%	81.9%	68.7%	99.2%	100.0%	88.7%
18	55.9%	84.1%	60.3%	99.1%	100.0%	100.0%
19	46.0%	88.9%	59.4%	100.0%	100.0%	100.0%
20	36.9%	89.2%	40.2%	100.0%	100.0%	100.0%
21	61.5%	94.1%	37.5%	100.0%	100.0%	100.0%
22	68.0%	100.0%	100.0%	100.0%	100.0%	66.7%
23	31.9%	96.0%	65.1%	100.0%	100.0%	0.0%
24	43.6%	90.0%	70.3%	100.0%	100.0%	0.0%
State	56.6%	82.8%	57.2%	99.5%	99.6%	94.4%

TABLE V
Ranking of Violent Death Rates
(Per Population / 1000)

Ranking	Dist	Mot Veh Acc/ Population	Dist	Non M-V Acc/ Population	Dist	Homicides/ Population	Dist	Suicides/ Population	Dist	Total Violent/ Population
1	3	0.343	16	0.706	4	0.116	16	0.385	16	1.412
2	8	0.286	20	0.592	11	0.100	14	0.218	6	0.986
3	14	0.262	6	0.547	9	0.084	6	0.204	8	0.974
4	16	0.205	13	0.504	21	0.079	19	0.197	20	0.967
5	21	0.201	15	0.460	3	0.078	12	0.189	3	0.933
6	7	0.183	7	0.446	15	0.075	23	0.187	13	0.911
7	1	0.176	18	0.439	14	0.067	18	0.184	21	0.893
8	13	0.172	21	0.436	12	0.058	5	0.179	15	0.862
9	10	0.167	19	0.425	18	0.058	1	0.176	7	0.854
10	23	0.164	5	0.421	8	0.057	21	0.172	19	0.846
11	2	0.164	8	0.390	13	0.057	4	0.167	14	0.822
12	9	0.161	12	0.378	19	0.055	13	0.166	5	0.806
13	19	0.161	17	0.338	1	0.052	7	0.154	18	0.803
14	15	0.152	1	0.337	16	0.051	8	0.153	1	0.774
15	6	0.152	3	0.313	7	0.051	10	0.147	4	0.757
16	4	0.149	4	0.289	2	0.051	20	0.147	12	0.745
17	5	0.146	22	0.278	17	0.049	15	0.147	17	0.650
18	11	0.127	10	0.255	10	0.049	24	0.142	9	0.636
19	18	0.112	14	0.255	6	0.042	22	0.139	10	0.626
20	22	0.109	9	0.251	24	0.040	3	0.138	2	0.614
21	17	0.101	2	0.234	20	0.039	2	0.137	23	0.603
22	12	0.096	24	0.229	23	0.034	17	0.134	11	0.569
23	20	0.084	23	0.218	5	0.030	9	0.118	22	0.556
24	24	0.047	11	0.198	22	0.018	11	0.094	24	0.474

TABLE VI			
Ranking of Districts by Number of Violent Deaths			
Rank	Violent Deaths	District	Geographical Area of Florida with Population Ranking (#)
1	1,359	6	St. Petersburg
2	1,345	11	Miami
3	1,090	17	Ft. Lauderdale
4	1,066	13	Tampa
5	975	5	Leesburg
6	963	9	Orlando
7	875	4	Jacksonville
8	857	15	Palm Beach
9	625	21	Ft. Meyers
10	579	12	Sarasota
11	545	1	Pensacola
12	488	18	Melbourne
13	487	19	Ft. Pierce
14	485	10	Lakeland
15	467	7	Daytona Beach
16	439	8	Gainesville
17	292	2	Tallahassee
18	284	20	Naples
19	228	14	Panama City
20	221	23	St. Augustine
21	190	24	Sanford
22	175	3	Live Oak
23	101	16	Florida Keys
24	98	22	Port Charlotte
State	14,234		

TABLE VII			
District Death Rates as Related to Autopsy Rates			
Dist	Deaths/Population	Autopsies/Total Deaths	Autopsies/Population
1	0.95%	0.069	0.651
2	0.71%	0.113	0.803
3	0.91%	0.116	1.053
4	0.90%	0.097	0.869
5	1.26%	0.060	0.762
6	1.23%	0.078	0.962
7	1.22%	0.086	1.054
8	1.07%	0.121	1.303
9	0.64%	0.132	0.838
10	0.96%	0.086	0.823
11	0.74%	0.104	0.775
12	1.12%	0.075	0.838
13	0.80%	0.132	1.056
14	1.00%	0.074	0.734
15	1.03%	0.089	0.916
16	0.72%	0.274	1.982
17	0.79%	0.090	0.708
18	1.10%	0.088	0.970
19	1.05%	0.095	0.998
20	0.92%	0.068	0.624
21	0.91%	0.101	0.922
22	1.53%	0.051	0.779
23	0.80%	0.078	0.622
24	0.69%	0.076	0.530
State	0.93%	0.092	0.852

TABLE VIII

Fifteen Year Comparison of SIDS Deaths

Dist	1997	1998	1999	2000	2001	2002	2003	2004	2005	2006	2007	2008	2009	2010	2011
1	7	6	8	2	5	2	6	2	3	3	0	0	0	0	0
2	6	3	6	2	1	0	2	2	0	2	0	4	1	2	1
3	2	3	1	3	1	0	1	1	1	0	0	2	0	1	3
4	10	11	8	15	7	6	9	7	8	4	3	5	3	10	5
5	7	1	9	1	6	3	2	2	8	1	2	0	0	0	0
6	16	6	7	7	0	0	0	0	0	0	0	0	0	0	0
7	2	4	4	6	4	2	2	4	7	5	1	2	4	1	2
8	4	6	5	3	3	6	8	7	0	5	2	9	3	0	0
9	13	9	13	3	11	17	11	8	12	10	6	5	6	10	10
10	14	8	15	10	3	5	7	7	0	0	1	0	0	1	0
11	8	11	9	8	0	4	2	0	2	5	4	1	0	2	2
12	3	1	0	1	1	1	0	0	0	2	2	1	1	1	0
13	10	16	13	10	13	10	4	6	7	5	8	7	5	5	8
14	1	1	2	0	0	1	0	0	0	0	0	1	2	0	0
15	3	2	2	1	1	3	2	1	2	0	2	0	2	4	0
16	0	0	1	0	1	1	0	0	0	0	0	0	1	0	0
17	7	10	4	10	9	2	8	5	3	5	5	2	1	7	8
18	3	1	0	5	1	1	1	1	2	1	0	0	0	0	3
19	3	3	2	2	2	4	0	2	4	2	8	1	3	2	2
20	0	2	0	1	1	0	2	2	2	2	1	2	0	2	0
21	8	6	2	5	2	1	3	3	2	1	1	1	0	1	0
22	0	1	0	2	1	1	1	0	2	0	0	1	1	1	1
23	7	2	0	3	1	0	2	2	7	4	4	5	2	3	2
24	3	2	7	2	6	3	0	2	4	1	1	1	1	2	1
State	137	115	118	102	80	73	73	64	76	58	51	50	36	55	48

TABLE IX

Fifteen Year Comparison of Violent Death Rates

Dist	1997	1998	1999	2000	2001	2002	2003	2004	2005	2006	2007	2008	2009	2010	2011
1	0.583	0.574	0.517	0.576	0.664	0.714	0.763	0.787	0.867	0.831	0.811	0.805	0.830	0.765	0.788
2	0.541	0.572	0.554	0.688	0.530	0.621	0.359	0.560	0.736	0.640	0.634	0.625	0.628	0.688	0.708
3	0.723	0.681	0.660	0.749	0.690	0.976	0.773	0.848	0.981	0.910	0.990	0.975	0.953	0.956	1.030
4	0.589	0.598	0.620	0.634	0.703	0.740	0.743	0.793	0.802	0.792	0.842	0.835	0.859	0.739	0.775
5	0.648	0.702	0.587	0.702	0.784	0.796	0.755	0.711	0.792	0.782	0.699	0.690	0.675	0.904	0.937
6	0.615	0.597	0.642	0.647	0.721	0.766	0.805	0.846	0.825	0.893	0.909	0.910	0.905	1.014	0.981
7	0.716	0.705	0.724	0.652	0.670	0.814	0.769	0.838	0.867	0.810	0.823	0.818	0.844	1.019	0.943
8	0.696	0.718	0.672	0.733	0.705	0.802	0.947	0.905	1.072	1.049	1.170	1.151	1.167	1.130	1.167
9	0.582	0.691	0.664	0.621	0.655	0.615	0.617	0.695	0.730	0.721	0.702	0.693	0.673	0.645	0.673
10	0.604	0.590	0.614	0.622	0.641	0.669	0.665	0.788	0.569	0.764	0.663	0.657	0.641	0.701	0.663
11	0.684	0.670	0.648	0.598	0.585	0.615	0.586	0.584	0.608	0.621	0.611	0.607	0.598	0.539	0.534
12	0.547	0.557	0.559	0.627	0.634	0.554	0.689	0.731	0.763	0.753	0.746	0.737	0.741	0.741	0.780
13	0.743	0.793	0.818	0.795	0.797	0.896	0.879	0.847	0.864	0.908	0.908	0.902	0.874	0.902	0.860
14	0.603	0.767	0.669	0.847	0.884	0.863	0.891	0.844	0.845	0.927	0.937	0.920	0.931	0.715	0.775
15	0.623	0.651	0.659	0.660	0.700	0.691	0.789	0.774	0.792	0.833	0.904	0.904	0.883	0.723	0.646
16	1.003	0.909	1.126	0.741	1.464	1.085	1.242	1.120	1.226	1.180	1.279	1.328	1.390	1.272	1.390
17	0.638	0.596	0.625	0.544	0.609	0.649	0.641	0.646	0.693	0.666	0.675	0.677	0.679	0.664	0.622
18	0.576	0.595	0.583	0.701	0.750	0.888	0.872	0.848	1.002	0.981	0.880	0.874	0.891	0.854	0.895
19	0.575	0.650	0.622	0.675	0.858	0.867	0.897	0.951	0.827	0.835	0.764	0.754	0.750	0.809	0.805
20	0.890	0.787	0.797	0.704	0.756	0.836	0.838	0.865	0.941	0.946	0.872	0.874	0.899	0.930	0.877
21	0.834	0.874	0.927	0.912	0.956	0.941	0.929	1.082	1.113	1.047	0.993	0.979	0.978	0.887	0.923
22	0.442	0.394	0.497	0.551	0.505	0.485	0.507	0.682	0.669	0.605	0.620	0.615	0.636	0.575	0.611
23	0.759	0.738	0.735	0.723	0.630	0.694	0.680	0.695	0.649	0.624	0.663	0.645	0.625	0.658	0.609
24	0.370	0.459	0.342	0.318	0.299	0.335	0.385	0.357	0.335	0.081	0.409	0.408	0.410	0.435	0.447
State	0.636	0.652	0.647	0.647	0.682	0.715	0.721	0.748	0.772	0.773	0.775	0.770	0.766	0.772	0.753

Chart Ia

2011 Medical Examiner Jurisdiction
Total Florida Deaths: 175,256

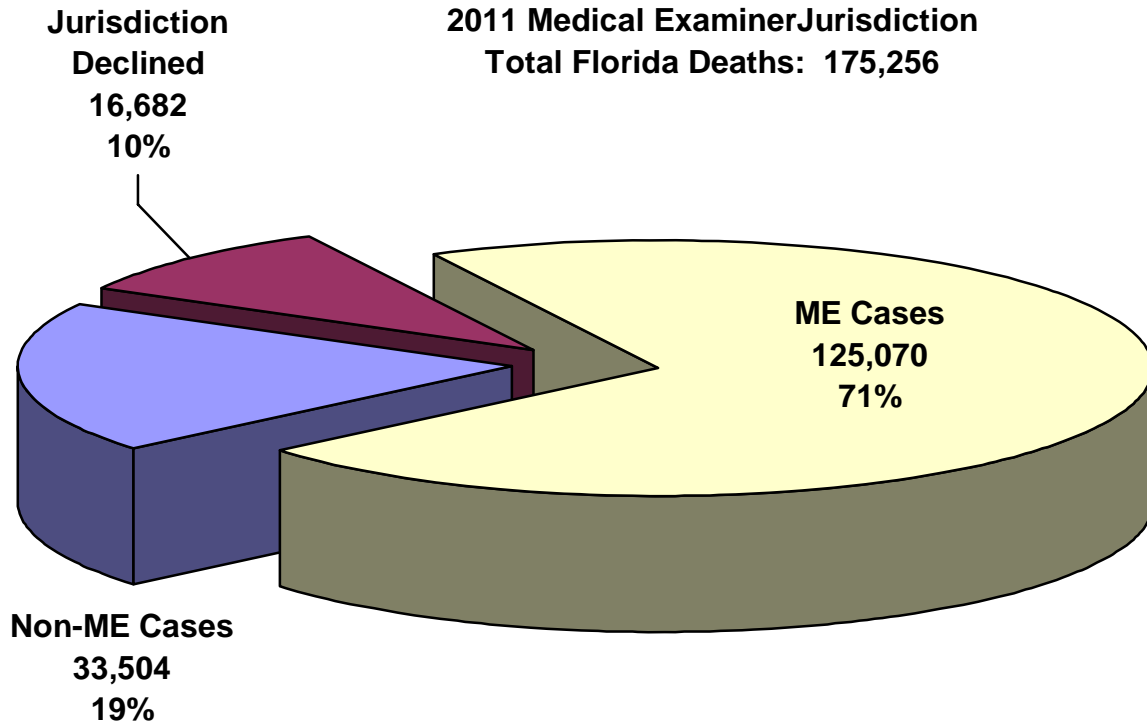


Chart Ib

2011 Medical Examiner Workload
Total Deaths Reviewed: 141,752

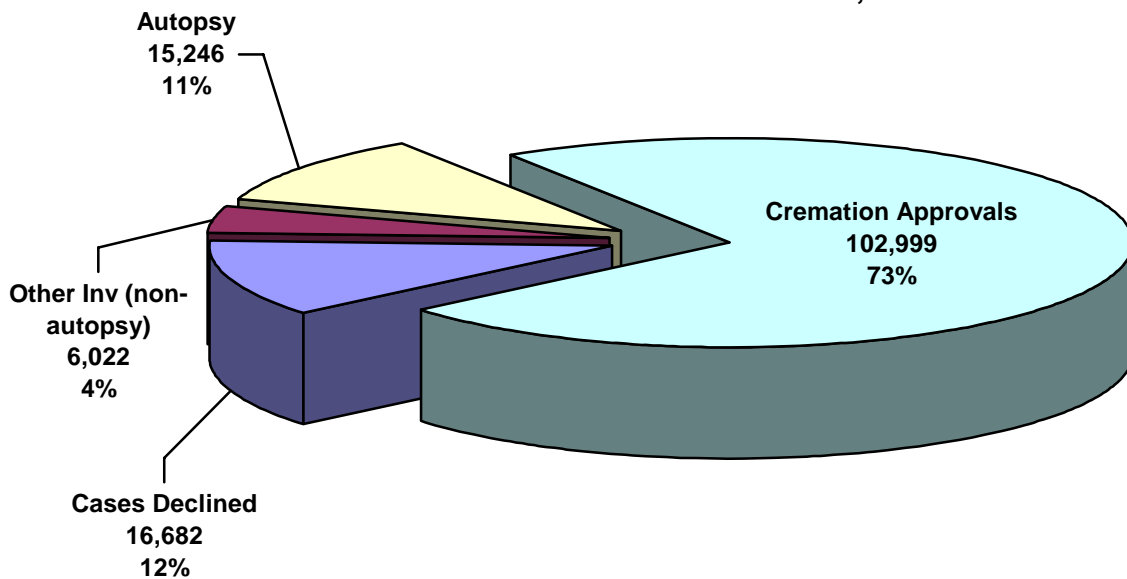


Chart IIa

2011

Violent vs. Non-Violent Deaths
Total Florida Deaths: 175,256

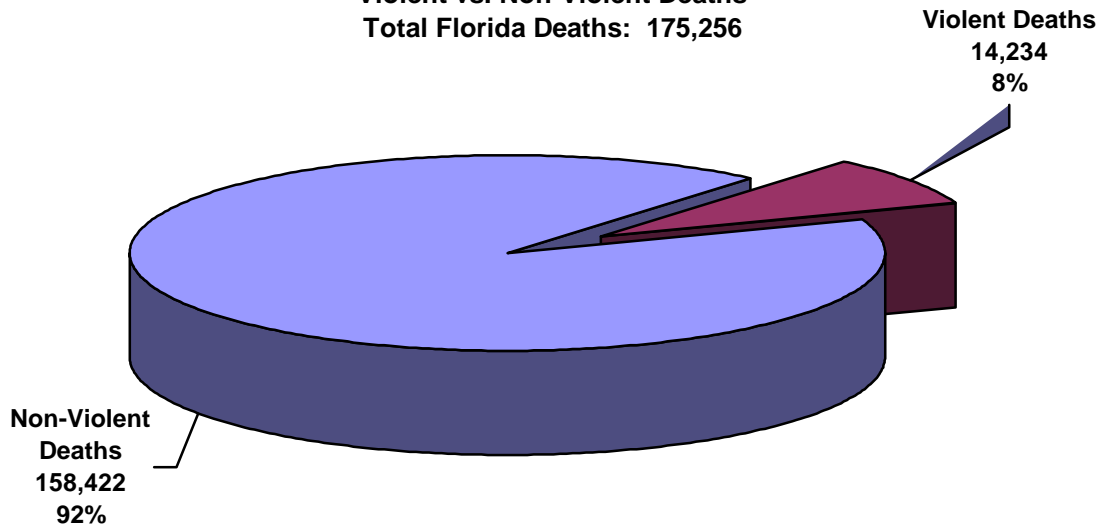
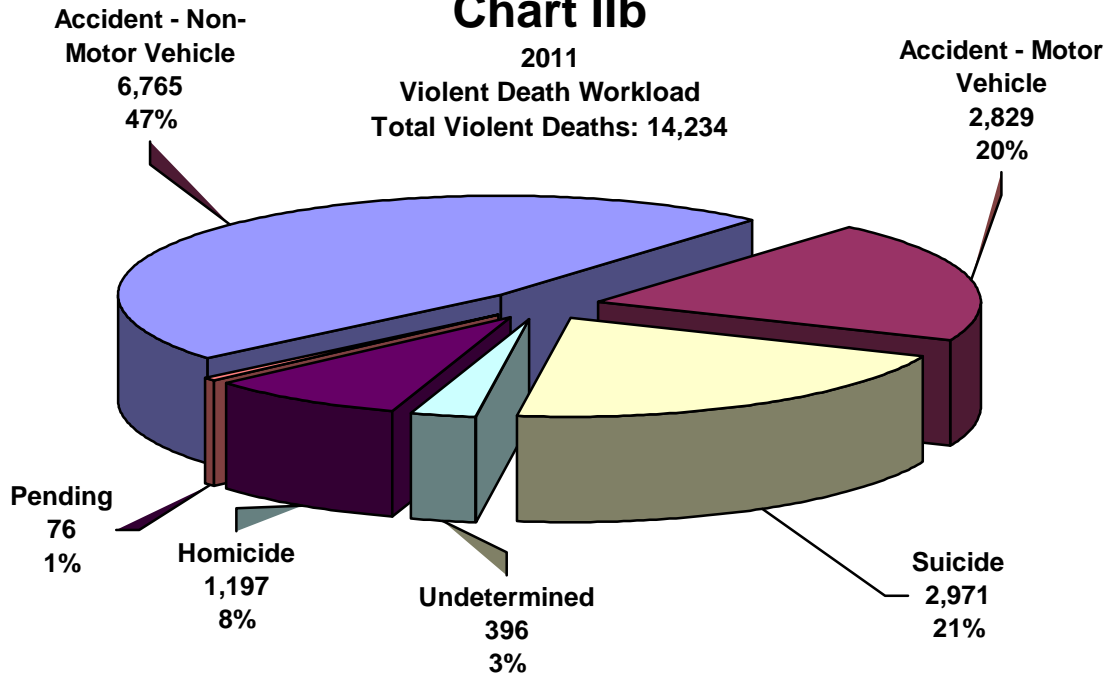


Chart IIb

2011

Violent Death Workload
Total Violent Deaths: 14,234



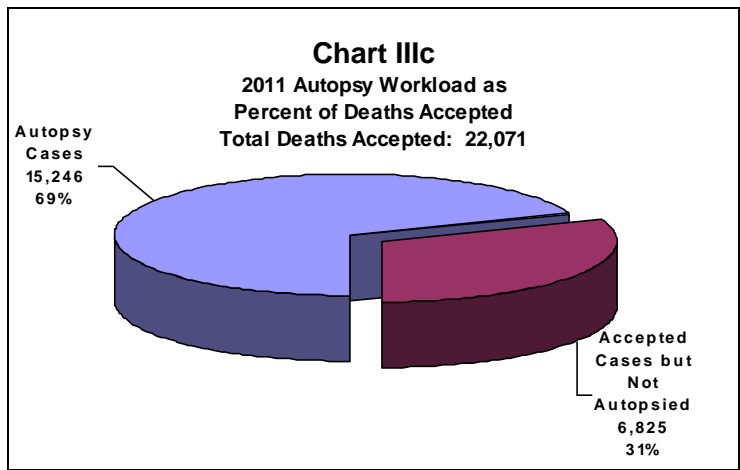
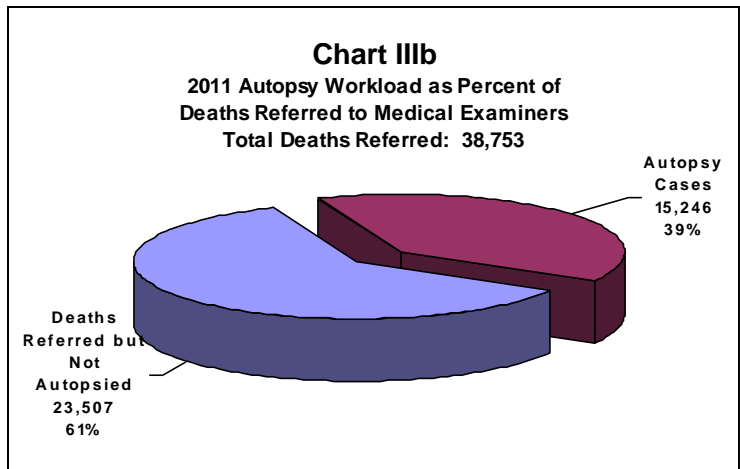
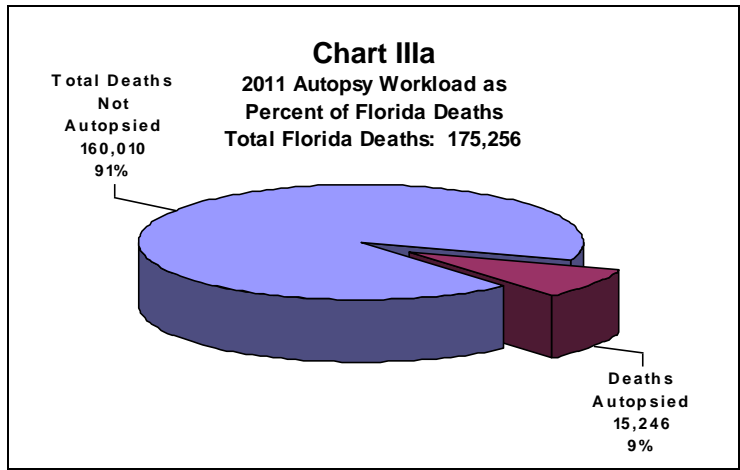


Chart IVa
Workload by Depth of Examinations
Homicide

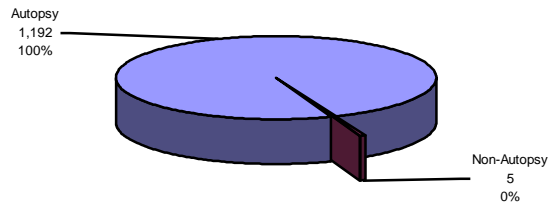


Chart IVb
Workload by Depth of Examinations
Suicide

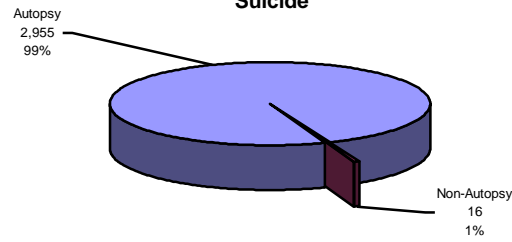


Chart IVc
Workload by Depth of Examinations
Undetermined

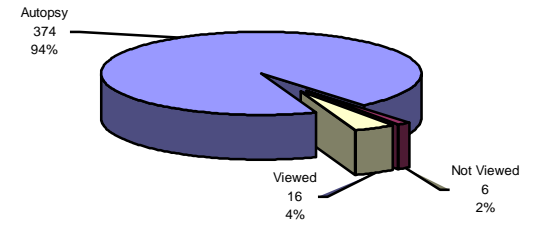


Chart IVd
Workload by Depth of Examinations
Accident: Motor Vehicle

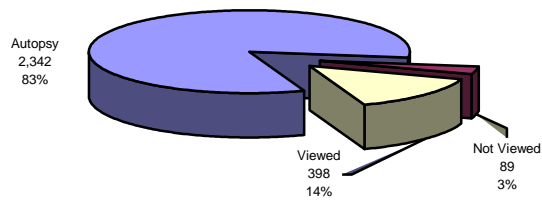


Chart IVe
Workload by Depth of Examinations
Accident: Non-Motor Vehicle

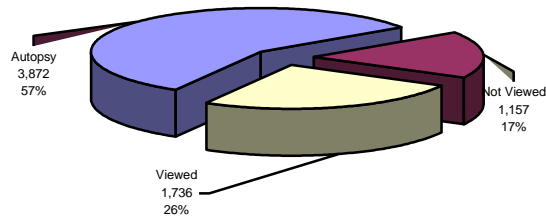


Chart IVf
Workload by Depth of Examinations
Natural

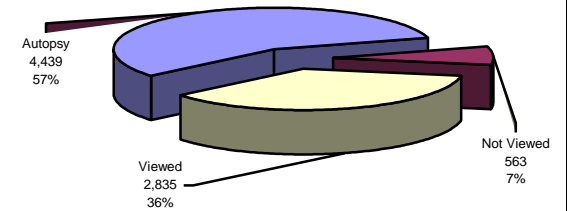
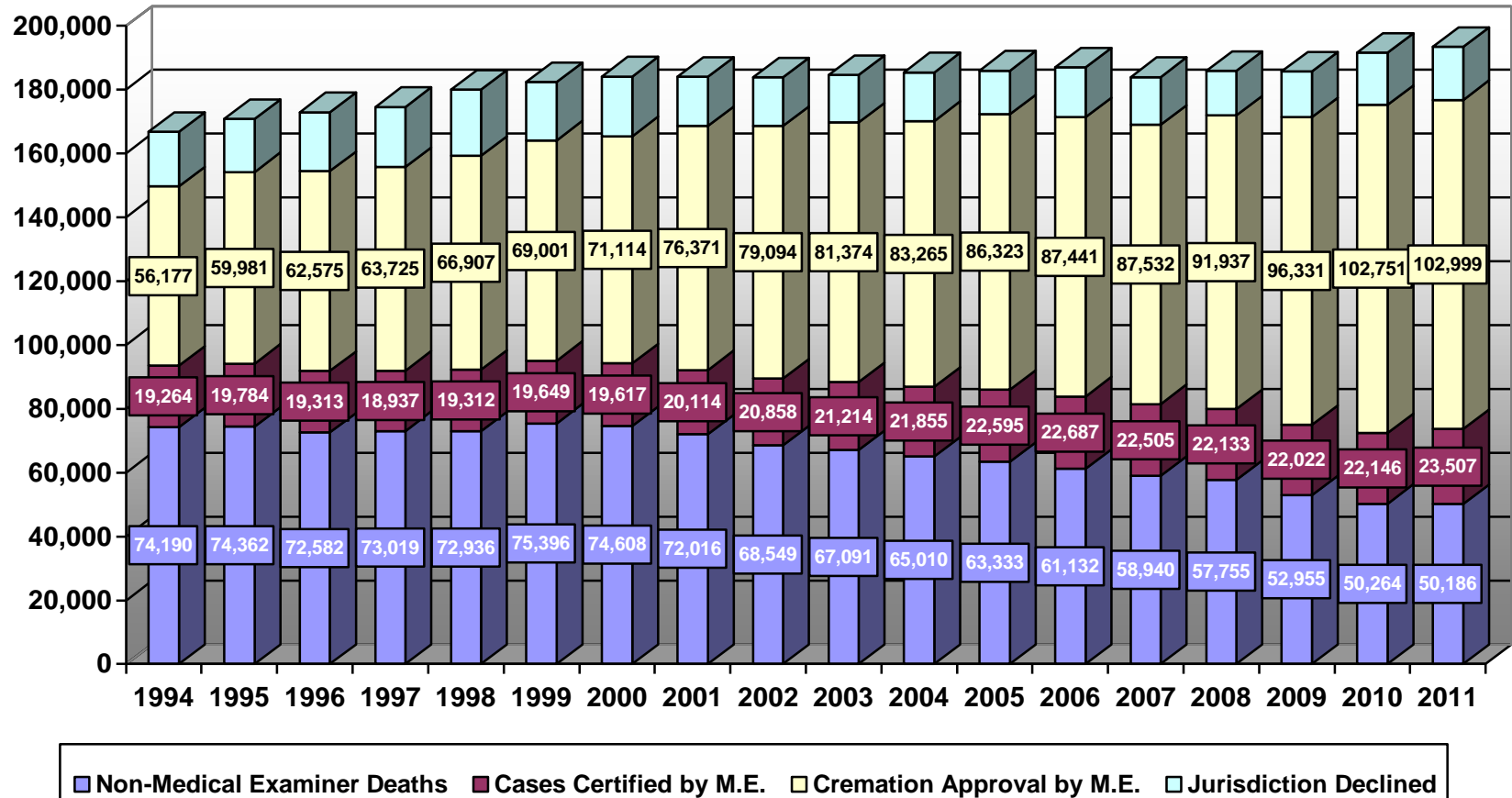


Chart V

Historical Workload Cases Referred to Medical Examiners 1994-2011



MEDICAL EXAMINERS COMMISSION

Bruce A. Hyma, M.D.
Chairman

District 11 Medical Examiner
Number One on Bob Hope Road
Miami, Florida 33136-1133
(305) 545-2425
FAX: (305) 545-2412
email: bahyma@miamidade.gov
Second Term: 8/18/2011-7/1/2015

Russell S. Vega, M.D.

District 12 Medical Examiner
2001 Siesta Drive, Suite 302
Sarasota, Florida 34239
(941) 361-6909
FAX: (941) 361-6914
email: rvega@fldist12me.com
First Term: 10/2/2008-6/30/2012

Vacant
Sheriff Representative

Jon C. Thomas, L.F.D.

Funeral Director
Forest Meadows Funeral Home & Cemeteries
2615 N.E. 17th Terrace
Gainesville, Florida 32609
(352) 372-1447
FAX: (352) 377-6446
email: jcthomas@thomaspierce.com
First Term: 10/2/2008-6/30/2012

Kenneth T. Jones

Deputy State Registrar
Office of Vital Statistics
Post Office Box 210
Jacksonville, Florida 32231
(904) 359-6900 xt. 1001
FAX: (904) 359-6931
email: ken_jones@doh.state.fl.us
Term: Not applicable

Honorable James S. Purdy, J.D.

Public Defender, 7th Judicial Circuit
251 North Ridgewood Avenue
Daytona Beach, Florida 32114
(386) 239-7730
FAX: (386) 239-7702
email: purdy.james@pd7.org
Partial Term: 10/2/2008-6/30/2009
First Term: 1/6/2010-6/30/2013

Robert J. Krauss, J.D.

Chief - Assistant Attorney General
Bureau Chief, Tampa Criminal Appeals
3507 East Frontage Road, Suite 200
Tampa, Florida 33607-7013
(813) 287-7900
FAX: (813) 281-5500
email: bob.krauss@myfloridalegal.com
Term: Not applicable

Honorable Angela B. Corey

State Attorney, Fourth Judicial Circuit
Courthouse Annex, 14th Floor
220 East Bay Street
Jacksonville, Florida 32202
(904) 630-7075
FAX: (904) 630-2938
email: acorey@coj.net
First Term: 8/18/2011-7/1/2015

Vacant
County Commissioner Representative

STAFF

Medical Examiners Commission
Florida Department of Law Enforcement
2331 Phillips Road (32308)
Post Office Box 1489
Tallahassee, Florida 32302
(850) 410-8600
FAX: (850) 410-8621

Staff Director Margaret Edwards (410-8600)
margaretedwards@fdle.state.fl.us

Government Analyst II Doug Culbertson (410-8609)
dougculbertson@fdle.state.fl.us

Research and Training Specialist Duke Deese (410-8608)
dukedeese@fdle.state.fl.us

Administrative Assistant Debbie Turvaville (410-8610)
debbieturvaville@fdle.state.fl.us

FLORIDA DISTRICT MEDICAL EXAMINERS

District 1

Andrea N. Minyard, M.D.
5151 North 9th Avenue
Pensacola, Florida 32504
Dir of Ops Jeff Martin
(850) 416-7200
FAX: (850) 416-6475
e-mail: anminyard@aol.com

District 2

David T. Stewart, M.D.
Post Office Box 14389
Tallahassee, Florida 32317
Forensic Supervisor Tiffany Poston
(850) 942-7473
FAX: (850) 219-7690
e-mail: me2@kwbpathology.com

District 3

Dixie Co. ME Service by Dt. 8
Madison Co. ME Service by Dt. 2
Remaining Co.'s Service by Dt. 4

District 4

Valerie J. Rao, M.D.
2100 Jefferson Street
Jacksonville, Florida 32206
Operations Mgr Terri McCrackin
(904) 255-4000
FAX: (904) 630-0964
e-mail: TerriM@coj.net

District 5

Barbara C. Wolf, M. D.
809 Pine Street
Leesburg, Florida 34748
Dir of Ops Lindsey Bayer
(352) 326-5961
FAX: (352) 365-6438
e-mail: Lindsey.Bayer@marioncounty.fl.org

District 6

Jon R. Thogmartin, M.D.
10900 Ulmerton Road
Largo, Florida 33778
Chief Inv Damon Breton
(727) 582-6800
FAX: (727) 582-6820
e-mail: dbreton@co.pinellas.fl.us

District 7 (Home Rule)

Marie A. Herrmann, M.D.
1360 Indian Lake Road
Daytona Beach, FL 32124-1001
Dir of Ops Chris Boden
(386) 258-4060
FAX: (386) 258-4061
e-mail: cboden@volusia.org

District 8

William F. Hamilton, M.D.
606 S.W. 3rd Avenue
Gainesville, Florida 32601
Dir of Inv Cathy Weldon
(352) 273-9292
FAX: (352) 273-9288
e-mail: weldonc@pathology.ufl.edu

District 9

Jan C. Garavaglia, M.D.
2350 East Michigan Street
Orlando, Florida 32806
Forensic Coord. Sheri Blanton
(407) 836-9400
FAX: (407) 836-9450
e-mail: Sheri.Blanton@ocfl.net

District 10

Stephen J. Nelson, M.A., M.D.
1021 Jim Keene Boulevard
Winter Haven, Florida 33880
Ofc Mgr Sheli Wilson
(863) 298-4600
FAX: (863) 298-5264
e-mail: StephenNelson@polk-county.net

District 11 (Home Rule)

Bruce A. Hyma, M.D.
Number One on Bob Hope Road
Miami, Florida 33136-1133
Dir of Ops Larry Cameron
(305) 545-2400
FAX: (305) 545-2412
e-mail: BAHyma@MiamiDade.gov

District 12

Russell S. Vega, M.D.
2001 Siesta Drive, Suite 302
Sarasota, Florida 34239
Dir of Ops David Winterhalter
(941) 361-6909
FAX: (941) 361-6914
email: rveqa@fldist12me.com

District 13 (Home Rule)

Mary K. Mainland, M.D.
11025 North 46th Street
Tampa, Florida 33617
Dir of Ops Richard L. Bailey
(813) 914-4500
FAX: (813) 914-4594
email: mainlandm@hillsboroughcounty.org

District 14

Michael Hunter, M.D.
3737 Frankford Avenue
Panama City, Florida 32405
ME Secretary June Williams
(850) 747-5740
FAX: (850) 747-5745
e-mail: medex@baycountyfl.gov

District 15 (Home Rule)

Michael D. Bell, M.D.
3126 Gun Club Road
West Palm Beach, Florida 33406
Mgr MEO Ops. Harold Ruslander
(561) 688-4575
FAX: (561) 688-4588
e-mail: mbell@pbcgov.org

District 16

E. Hunt Scheuerman, M.D.
P. O. Box 523207
Marathon Shores, Florida 33052
Dir of Ops Gary McCoullough
(305) 743-9011
FAX: (305) 743-9013
e-mail: wthh929@aol.com

District 17 (Home Rule)

Craig Mallak, M.D.
5301 S.W. 31st Avenue
Ft. Lauderdale, Florida 33312
Div Admin Asst Sherri Baker
(954) 357-5200
FAX: (954) 327-6580
e-mail: cmallak@broward.org

District 18

Sajid S. Qaiser, M.D.
1750 Cedar Street
Rockledge, Florida 32955
Interim Program Mgr Craig Engelson
(321) 633-1981
FAX: (321) 633-1986
e-mail: sajid.qaiser@brevardcounty.us

District 19

Roger E. Mittleman, M.D.
2500 South 35th Street
Ft. Pierce, Florida 34981
Admin Mgr Christine Weekes
(772) 464-7378
FAX: (772) 464-2409
e-mail: cweekes@irsc.edu

District 20

Marta U. Coburn, M.D.
3838 Domestic Avenue
Naples, Florida 34104
Ofc Mgr Elizabeth Alfonso
(239) 434-5020
FAX: (239) 434-5027
e-mail: naplesme@collierqov.net

District 21

Rebecca A. Hamilton, M.D.
70 Danley Drive
Ft. Myers, Florida 33907
Admin Mgr Patti Wheaton
(239) 277-5020
FAX: (239) 277-5017
e-mail: pwheaton@leeqov.com

District 22

Riazul H. Imami, M.D., Ph.D.
18130 Paulson Drive
Pt. Charlotte, Florida 33954
Office Mgr Penny Fulton
(941) 625-1111
FAX: (941) 627-0995
e-mail: ai786@aol.com

District 23

Predrag Bulic, M.D.
4501 Avenue A
St. Augustine, Florida 32095
Operations Director Koni Rogers
(904) 209-0820
FAX: (800) 255-8617
e-mail: medex23@sjcfl.us

District 24

Marie A. Herrmann, M.D.
1360 Indian Lake Road
Daytona Beach, FL 32124-1001
Dir of Ops Chris Boden
(386) 258-4060
FAX: (386) 258-4061
e-mail: cboden@volusia.org

FLORIDA ASSOCIATE MEDICAL EXAMINERS

District 1

(Vernard I. Adams, M.D.)
(Michael D. Bell, M.D.)
(Wilson A. Broussard, M.D.)
(Frederick P. Hobin, M.D.)
(Michael Hunter, M.D.)
(Aurelian Nicolaescu, M.D.)

District 2

Anthony J. Clark, M.D.
Lisa M. Flannagan, M.D.
Jerry L. Harris, M.D.
John P. Mahoney, M.D.
Charles F. Manning, M.D.
Margaret Havens Neal, M.D.
L. Stephen Sarbeck, M.D.
Stephen L. Sgan, M.D.

District 3

Dixie Co. ME Service by Dist. 8
Madison Co. ME Service by Dist. 2
Remaining Co.'s Service by Dist. 4

District 4

Jessie C. Giles, M.D.
Aurelian Nicolaescu, M.D.
Stacey A. Simons, M.D.
Michael R. Steckbauer, M.D.
Wendy Ann Stroh, D.O.
(Martha J. Burt, M.D.)
(William F. Hamilton, M.D.)
(Carolyn M. Hopkins, M.D.)
(Kyle C. Shaw, MBBS)

District 5

Wendy A. Lavezzi, M.D.
Kyle C. Shaw, MBBS
(Martha J. Burt, M.D.)
(William F. Hamilton, M.D.)
(Carolyn M. Hopkins, M.D.)
(Susan S. Ignacio, M.D.)
(Wayne D. Kurz, M.D.)
(Noel A. Palma, M.D.)
(Joshua D. Stephany, M.D.)
(Jon Thogmartin, M.D.)
(Christopher I. Wilson, M.D.)

District 6

Susan S. Ignacio, M.D.
Wayne D. Kurz, M.D.
Noel A. Palma, M.D.
Dollett T. White, M.D.
Christopher I. Wilson, M.D.
(Wilson A. Broussard, M.D.)
(Wendy A. Lavezzi, M.D.)
(Stephen J. Nelson, M.D.)
(Robert R. Pfalzgraf, M.D.)
(Kyle C. Shaw, MBBS)
(Suzanne R. Utley-Bobak, M.D.)
(Russell S. Vega, M.D.)
(Vera Volnikh, M.D.)
(Barbara C. Wolf, M.D.)

District 7

Shiping Bao, M.D.
Tim J. Gallagher, M.D.
(Joshua D. Stephany, M.D.)

District 8

Martha J. Burt, M.D.
Carolyn Hopkins, M.D.
(Predrag Bulic, M.D.)
(Jessie C. Giles, M.D.)
(Wendy A. Lavezzi, M.D.)
(Roger E. Mittleman, M.D.)
(Stephen J. Nelson, M.D.)
(Aurelian Nicolaescu, M.D.)
(Valerie J. Rao, M.D.)
(Kyle Shaw, M.D.)
(Wendy A. Stroh, M.D.)
(Jon R. Thogmartin, M.D.)
(Barbara C. Wolf, M.D.)

District 9

Marie H. Hansen, M.D.
Joshua D. Stephany, M.D.
Gary L. Utz, M.D.
Sara H. Zydowicz, D.O.
(Wendy Lavezzi, M.D.)
(George D. Leidel, M.D.)
(Stephen J. Nelson, M.D.)
(Sajid Qaiser, M.D.)
(Kyle Shaw, M.D.)
(Vera Volnikh, M.D.)
(Barbara Wolf, M.D.)

District 10

George D. Leidel, M.D.
Vera Volnikh, M.D.
(Susan S. Ignacio, M.D.)
(Wayne D. Kurz, M.D.)
(Wendy Lavezzi, M.D.)
(Roger E. Mittleman, M.D.)
(Noel A. Palma, M.D.)
(Kyle C. Shaw, MBBS)
(Jon R. Thogmartin, M.D.)
(Christopher I. Wilson, M.D.)
(Barbara C. Wolf, M.D.)

District 11

Charles Glenn, M.D.
Janice Grivetti, D.O.
Kenneth D. Hutchins, M.D.
Emma O. Lew, M.D.
Benjamin Mathis, M.D.
Kia Newman, M.D.
Jay Radtke, M.D.
Eva Gyori Schiff, M.D.
Mark J. Shuman, M.D.
(Glen Axelson, D.O.)
(Michael D. Bell, M.D.)
(Iouri G. Boiko, M.D., Ph.D.)
(Manfred Borges, M.D.)
(Marta Coburn, M.D.)
(Lance G. Davis, M.D.)
(Peter A. Gillespie, M.D.)
(Gertrude M. Juste, M.D.)
(Rebecca MacDougall, M.D.)
(Craig Mallak, M.D.)
(Reinhard W. Motte, M.D.)
(Linda R. O'Neil, M.D.)
(E. Hunt Scheuerman, M.D.)
(Darin Trelka, M.D., Ph.D.)
(Khalil Wardak, M.D.)

District 12

Wilson A. Broussard, M.D.
Suzanne R. Utley-Bobak, M.D.
(Laura S. Hair, M.D.)
(Frederick P. Hobin, M.D.)
(Robert R. Pfalzgraf, M.D.)
(Daniel L. Schultz, M.D.)
(Kyle C. Shaw, MBBS)

District 13

Elise F. Arbefeville, M.D.
Leszek Chrostowski, M.D.
Kelly G. Devers, M.D.
Laura S. Hair, M.D.
(Stephen J. Nelson, M.D.)
(Vera V. Volnikh, M.D.)
(Sara H. Zydowicz, D.O.)

District 14

(Andrea N. Minyard, M.D.)
(Mark J. Shuman, M.D.)

District 15

Glen Axelson, D.O.
Gertrude M. Juste, M.D.
Reinhard W. Motte, M.D.
(Iouri G. Boiko, M.D. Ph.D.)
(Lance Davis, M.D.)
(Peter A. Gillespie, M.D.)
(Charles Glenn, M.D.)
(Janice Grivetti, D.O.)
(Stuart M. Graham, M.D.)
(Kenneth D. Hutchins, M.D.)
(Bruce A. Hyma, M.D.)
(Emma O. Lew, M.D.)
(Rebecca MacDougall, M.D.)
(Craig T. Mallak, M.D., J.D.)
(Benjamin Mathis, M.D.)
(Roger E. Mittleman, M.D.)
(Kia Newman, M.D.)
(Linda R. O'Neil, M.D.)
(Jay Radtke, M.D.)
(Mark J. Shuman, M.D.)
(Darin Trelka, M.D.)
(Khalil Wardak, M.D.)

District 16

(Peter A. Gillespie, M.D.)
(Charles Glenn, M.D.)
(Janice Grivetti, D.O.)
(Kenneth D. Hutchins, M.D.)
(Bruce A. Hyma, M.D.)
(Emma O. Lew, M.D.)
(Benjamin Mathis, M.D.)
(Kia Newman, M.D.)
(Jay Radtke, M.D.)
(Mark J. Shuman, M.D.)
(Wendy A. Stroh, D.O.)

District 17

Iouri G. Boiko, M.D., Ph.D.
Lance G. Davis, M.D.
Rebecca MacDougall, M.D.
Darin Trelka, M.D., Ph.D.
Khalil Wardak, M.D.
(Glen K. Axelson, D.O.)
(Michael D. Bell, M.D.)
(Peter A. Gillespie, M.D.)
(Charles Glenn, M.D.)
(Janice Grivetti, D.O.)
(Kenneth Hutchins, M.D.)
(Bruce A. Hyma, M.D.)
(Gertrude M. Juste, M.D.)
(Emma O. Lew, M.D.)
(Benjamin Mathis, M.D.)
(Reinhard W. Motte, M.D.)
(Kia Newman, M.D.)
(Jay Radtke, M.D.)
(Mark J. Shuman, M.D.)

District 18

Krzysztof Podjaski, M.D.
(Roger E. Mittleman, M.D.)

District 19

Linda Rush O'Neil, M.D.
(Glen K. Axelson, D.O.)
(Michael D. Bell, M.D.)
(Stephen J. Cina, M.D.)
(Stuart M. Graham, M.D.)
(Frederick P. Hobin, M.D.)
(Gertrude M. Juste, M.D.)
(Reinhard W. Motte, M.D.)
(Stephen J. Nelson, M.D.)
(Krzysztof Podjaski, M.D.)
(Sajid S. Qaiser, M.D.)
(Mark J. Shuman, M.D.)

District 20

Manfred Borges, Jr., M.D.
Rebecca MacDougall, M.D.
(Peter A. Gillespie, M.D.)
(Rebecca A. Hamilton, M.D.)
(Kenneth D. Hutchins, M.D.)
(Michael D. Bell, M.D.)
(Emma O. Lew, M.D.)
(Mark J. Shuman, M.D.)

District 21

Robert Pfalzgraf, M.D.
Wendolyn Sneed, M.D.
(Manfred C. Borges, M.D.)
(Marta U. Coburn, M.D.)
(Reinhard W. Motte, M.D.)
(Mark J. Shuman, M.D.)

District 22

(Wilson A. Broussard, Jr., M.D.)
(Daniel L. Schultz, M.D.)
(Suzanne R. Utley-Bobak, M.D.)
(Russell S. Vega, M.D.)

District 23

(Tim J. Gallagher, M.D.)
(Frederick P. Hobin, M.D.)

District 24

(ME Services Covered by Dist. 7)

Florida Medical Examiner Districts

District 1

Escambia
Okaloosa
Santa Rosa
Walton

District 2

Franklin
Gadsden
Leon
Liberty
Jefferson
Taylor
Wakulla

District 3 *Covered by

Columbia *4
Dixie *8
Hamilton *4
Lafayette *4
Madison *2
Suwannee *4

District 4

Duval
Nassau
Clay

District 5

Citrus
Hernando
Lake
Marion
Sumter

District 6

Pinellas
Pasco

District 7

Volusia

District 8

Alachua
Baker
Bradford
Gilchrist
Levy
Union

District 9

Orange
Osceola

District 10

Hardee
Highlands
Polk

District 11

Dade

District 12

DeSoto
Manatee
Sarasota

District 13

Hillsborough

District 14

Bay
Calhoun
Gulf
Jackson
Washington
Holmes

District 15

Palm Beach

District 16

Monroe

District 17

Broward

District 18

Brevard

District 19

Indian River
Martin
Okeechobee
St. Lucie

District 20

Collier

District 21

Glades
Hendry
Lee

District 22

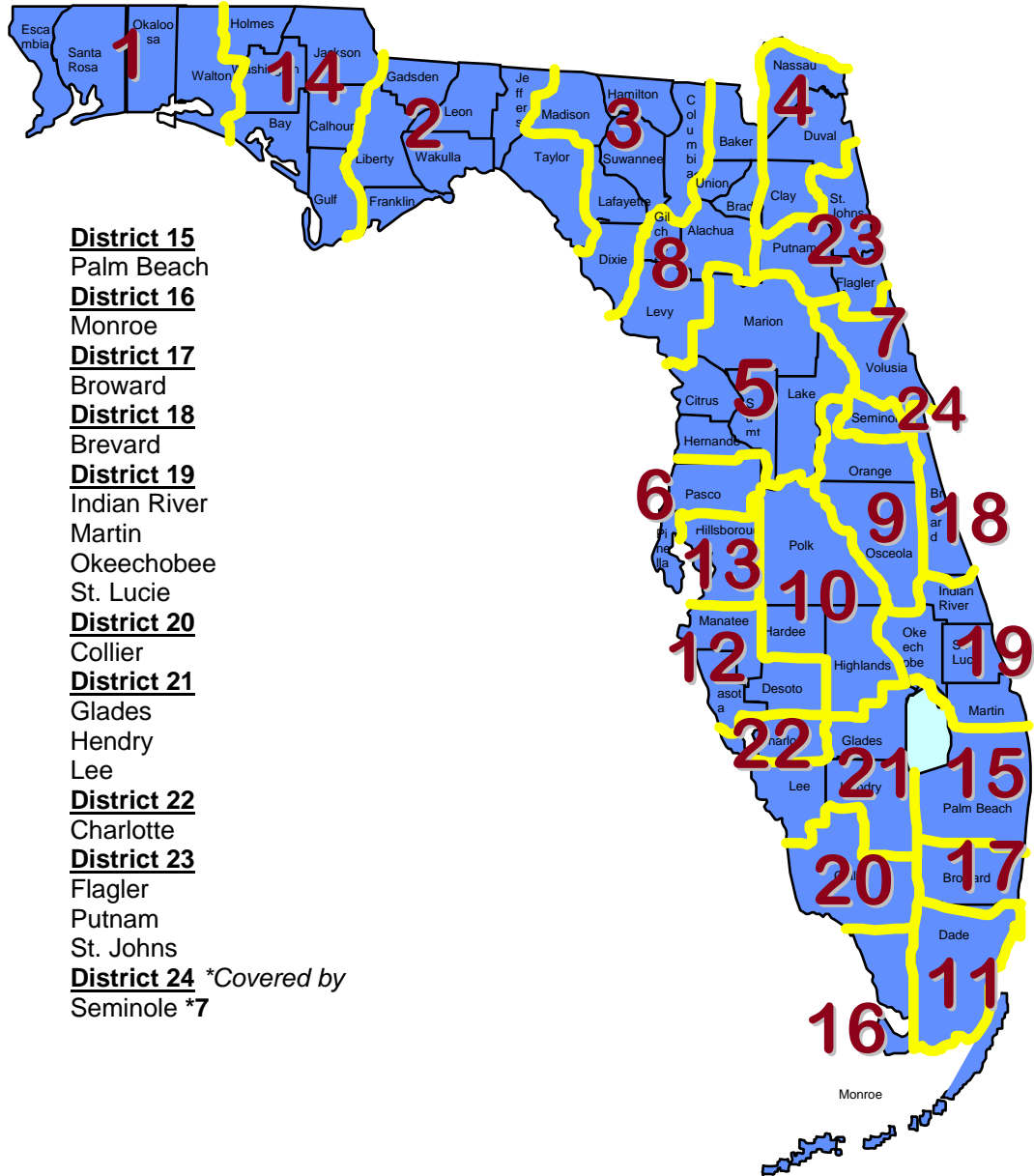
Charlotte

District 23

Flagler
Putnam
St. Johns

District 24 *Covered by

Seminole *7



MEDICAL EXAMINERS COMMISSION

Representing	Commissioner	Appointment	Reappointment	Term
Medical Examiners	Russell S Vega, M.D.	2008	2012	2016
	Bruce A. Hyma, M.D.	2007	2012	2015
State Attorney	Angela B. Corey, J.D.	2011	2015	2019
Public Defender	James S Purdy, J.D.	2008	2009/2013	2017
County Commissioner	Vacant			
Sheriff	Vacant			
Funeral Home Industry	Jon C. Thomas	2008	2012	2016
Attorney General/Designee	Robert J. Krauss J.D.	Standing appointment with no term		
State Surgeon General/Designee	Kenneth T. Jones	Standing appointment with no term		

District Medical Examiners Three Year Schedule

District	Next Three Term Year		
1	2012	2015	2018
2	2012	2015	2018
3	2012	2015	2018
4	2012	2015	2018
5	2012	2015	2018
6	2012	2015	2018
7	Home Rule Authority Began 1997		
8	2013	2016	2019
9	2013	2016	2019
10	2013	2016	2019
11	Home Rule Authority Began 1992		
12	2013	2016	2019
13	Home Rule Authority Began 1992		
14	2013	2016	2019
15	Home Rule Authority Began 1993		
16	2011	2014	2017
17	Home Rule Authority Began 2011		
18	2011	2014	2017
19	2011	2014	2017
20	2011	2014	2017
21	2011	2014	2017
22	2011	2014	2017
23	2011	2014	2017
24	2011	2014	2017



Medical Examiners Commission

www.fdle.state.fl.us