


Drugs Identified in Deceased Persons by Florida Medical Examiners

2008 Interim Report



Data Collection

The Office of Vital Statistics has recorded that approximately 89,000 deaths occurred in Florida during January through June 2008. Of these, the medical examiners reported on 4,055 drug-related deaths (whether the cause of death or merely present) through toxicology reports submitted to the Medical Examiners Commission. The vast majority of these 4,055 cases involved more than one drug listed in the report.

The state's medical examiners were asked to distinguish between the drugs being the "cause" of death or merely "present" in the body at the time of death. This report distinguishes between the various Methylated Amphetamines and Benzodiazepines.

Data was collected on the following drugs:

- ✓ Benzodiazepines (Alprazolam, Diazepam, Flunitrazepam (Rohypnol), other Benzodiazepines);
- ✓ Cannabinoids;
- ✓ Carisoprodol/Meprobamate;
- ✓ Cocaine;
- ✓ Ethyl Alcohol;
- ✓ Gamma-Hydroxybutyric Acid (GHB);
- ✓ Inhalants (Freon, Nitrous Oxide, Difluoroethane, other Inhalants);
- ✓ Ketamine;
- ✓ Methylated Amphetamines (Amphetamines, Methamphetamine, MDMA (Ecstasy), MDA, MDEA, other Methylated Amphetamines);
- ✓ Opioids (Fentanyl, Heroin, Hydrocodone, Hydromorphone, Meperidine, Methadone, Morphine, Oxycodone, Propoxyphene, Tramadol, other Opioids);
and
- ✓ Phencyclidine (PCP).

Questions regarding this report can be directed to the Medical Examiners Commission staff.

Report Summary

Some general statewide trends for the first half of 2008 (January – June) are listed below.

- ✓ The three most frequently occurring drugs found in decedents were Ethyl Alcohol (1,923), all Benzodiazepines (1,469), and Cocaine (955).
- ✓ The drugs that caused the most deaths were Oxycodone (423), all Benzodiazepines (392 – includes 291 deaths caused by Alprazolam), Cocaine (360), Methadone (324), Ethyl Alcohol (207), Morphine (129), and Hydrocodone (126).
- ✓ The three drugs that were the most lethal (more than 50% of the deaths in which these drugs were found, were caused by the drug) were Heroin (91.5%), Methadone (75%), and Oxycodone (60%).
- ✓ While more than 50% of the deaths from Difluoroethane, Freon, Nitrous Oxide, GHB, and other Inhalants were caused by the drug, the sample size is small for each drug. The Medical Examiners Commission began tracking Difluoroethane as an Inhalant in January 2008.
- ✓ The prescription drugs (Benzodiazepines, Carisoprodol/Meprobamate, and all Opioids excluding Heroin) tracked through this report continued to be found more often than illicit drugs in both lethal (78%) and non-lethal (70%) levels. Prescription drugs account for 73% of all drug occurrences in this report when Ethyl Alcohol is excluded.
- ✓ Occurrences of Oxycodone (10.3%) and Hydrocodone (6.3%) increased when compared with the last six months of 2007. Deaths caused by Oxycodone and Hydrocodone increased 18.5% and 7.7%, respectively.
- ✓ Heroin continues to be the most lethal drug named in this report. Occurrences of Heroin have increased by 34% and deaths caused by Heroin increased by 41.3% when compared with the last six months of 2007.
- ✓ Methadone occurrences decreased by 16.9% and deaths caused by Methadone declined by 10.7%.
- ✓ Occurrences of Cocaine declined by 9.5% and deaths caused by Cocaine decreased by 10.2%.
- ✓ Alprazolam (Xanax) and Diazepam (Valium) dominate the category of Benzodiazepines. Occurrences of Alprazolam increased by 15.9% and Diazepam increased by 7.2% when compared with the last six months of 2007.
- ✓ Codeine continues to be the predominant “Other Opioid” reported.
- ✓ 2,284 individuals died with one or more prescription drugs in their system. The drugs were at both lethal and non-lethal levels. These drugs may have also been mixed with illicit drugs and alcohol.
- ✓ 1,000 individuals died with at least one prescription drug in their system that was, in the opinion of the medical examiner, the cause of death. These drugs may have been mixed with other prescription drugs, illicit drugs, and/or alcohol.

Medical Examiners Commission Members

Bruce A. Hyma, M.D.
District 11 Medical Examiner

Russell S. Vega, M.D.
District 12 Medical Examiner

Honorable Grady C. Judd
Sheriff, Polk County

Robert J. Krauss, J.D.
Office of the Attorney General

Vacant
County Commissioner Representative

Honorable James S. Purdy, J.D.
Public Defender, 7th Judicial Circuit

Mr. Jon C. Thomas
Funeral Director, Forest Meadows Funeral Home & Cemeteries

Honorable Mark E. Kohl, J.D.
State Attorney, 16th Judicial Circuit

Mr. Kenneth T. Jones
Department of Health, Office of Vital Statistics

Medical Examiners Commission Staff - Florida Department of Law Enforcement

Post Office Box 1489
Tallahassee, Florida 32302
(850) 410-8600
FAX: (850) 410-8621
www.fdle.state.fl.us/cjst/mec

Bureau Chief & Staff Director Vickie Gardner
(850) 410-8600
vickiegardner@fdle.state.fl.us

Government Analyst I Branch Ocampo
(850) 410-8608
branchocampo@fdle.state.fl.us

Government Analyst II Doug Culbertson
(850) 410-8609
dougculbertson@fdle.state.fl.us

Administrative Assistant Debbie Turvaille
(850) 410-8610
debbieturvaille@fdle.state.fl.us

Table of Contents

Table or Chart	Page
Map of Florida Medical Examiner Districts	1
Summary of Drug-Related Deaths (January – June 2008)	2
Frequency of Occurrence of Drugs in Decedents (January – June 2008)	4
Drug Detected at Death: Lethal vs. Non-Lethal	5
Comparison of Last Half of 2007 & First Half of 2008 Drug-Related Deaths	8
Lethal Drug Occurrences (January 2007 – June 2008)	10
Alprazolam Deaths	11
Alprazolam Deaths by Age	12
Diazepam Deaths	13
Diazepam Deaths by Age	14
Oxycodone Deaths	15
Oxycodone Deaths by Age	16
Hydrocodone Deaths	17
Hydrocodone Deaths by Age	18
Methadone Deaths	19
Methadone Deaths by Age	20
Morphine Deaths	21
Morphine Deaths by Age	22
Propoxyphene Deaths	23
Propoxyphene Deaths by Age	24
Cocaine Deaths	25
Cocaine Deaths by Age	26
Heroin Deaths	27
Heroin Deaths by Age	28
Frequency of Occurrence of Other Benzodiazepines (January – June 2008)	29
Manners of Death for Cases Reported	30
Glossary	33

Florida Medical Examiner Districts

District 1

Escambia
Okaloosa
Santa Rosa
Walton

District 2

Franklin
Gadsden
Jefferson
Leon
Liberty
Taylor
Wakulla

District 3 *Covered by

Columbia *4
Dixie *8
Hamilton *4
Lafayette *4
Madison *2
Suwannee *4

District 4

Clay
Duval
Nassau

District 5

Citrus
Hernando
Lake
Marion
Sumter

District 6

Pasco
Pinellas

District 7

Volusia

District 8

Alachua
Baker
Bradford
Gilchrist
Levy
Union

District 9

Orange
Osceola

District 10

Hardee
Highlands
Polk

District 11

Dade

District 12

DeSoto
Manatee
Sarasota

District 13

Hillsborough

District 14

Bay
Calhoun
Gulf
Holmes
Jackson
Washington

District 15

Palm Beach

District 16

Monroe

District 17

Broward

District 18

Brevard

District 19

Indian River

Martin

Okeechobee

St. Lucie

District 20

Collier

District 21

Glades

Hendry

Lee

District 22

Charlotte

District 23

Flagler

Putnam

St. Johns

District 24

Seminole

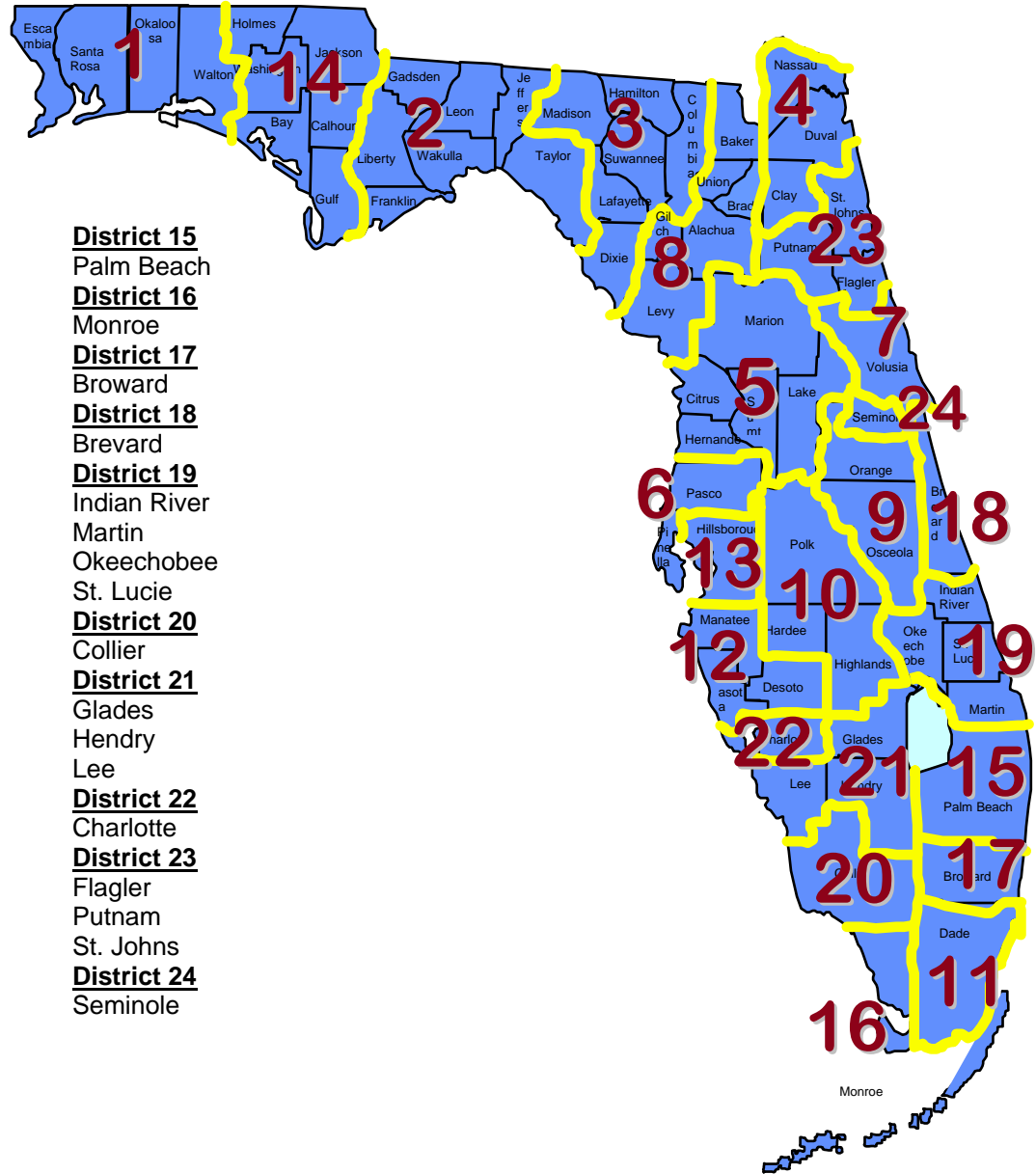


Table 1

Summary of Drug-Related Deaths January – June 2008

Drug Found in Body		Total Occurrences	Cause	Present
Ethyl Alcohol		1,923	207	1,716
Methylated Amphetamines	All Methylated Amphetamine cases*	105	19	86
	Amphetamine	64	9	55
	Methamphetamine	57	11	46
	MDMA	22	2	20
	MDA	10	2	8
	MDEA	0	0	0
	Other Methylated Amphetamine	4	0	4
	Benzodiazepines	All Benzodiazepine cases*	1,469	392
Alprazolam		838	291	547
Diazepam		402	78	324
Flunitrazepam (Rohypnol)		0	0	0
Other Benzodiazepine		636	72	564
Cannabinoids		440	0	440
Carisoprodol/Meprobamate	212	42	170	
Cocaine	955	360	595	

**Note: Many of the deaths were found to have several drugs contributing to the death, thus the count of specific drugs listed is greater than the number of cases.*

Table 1

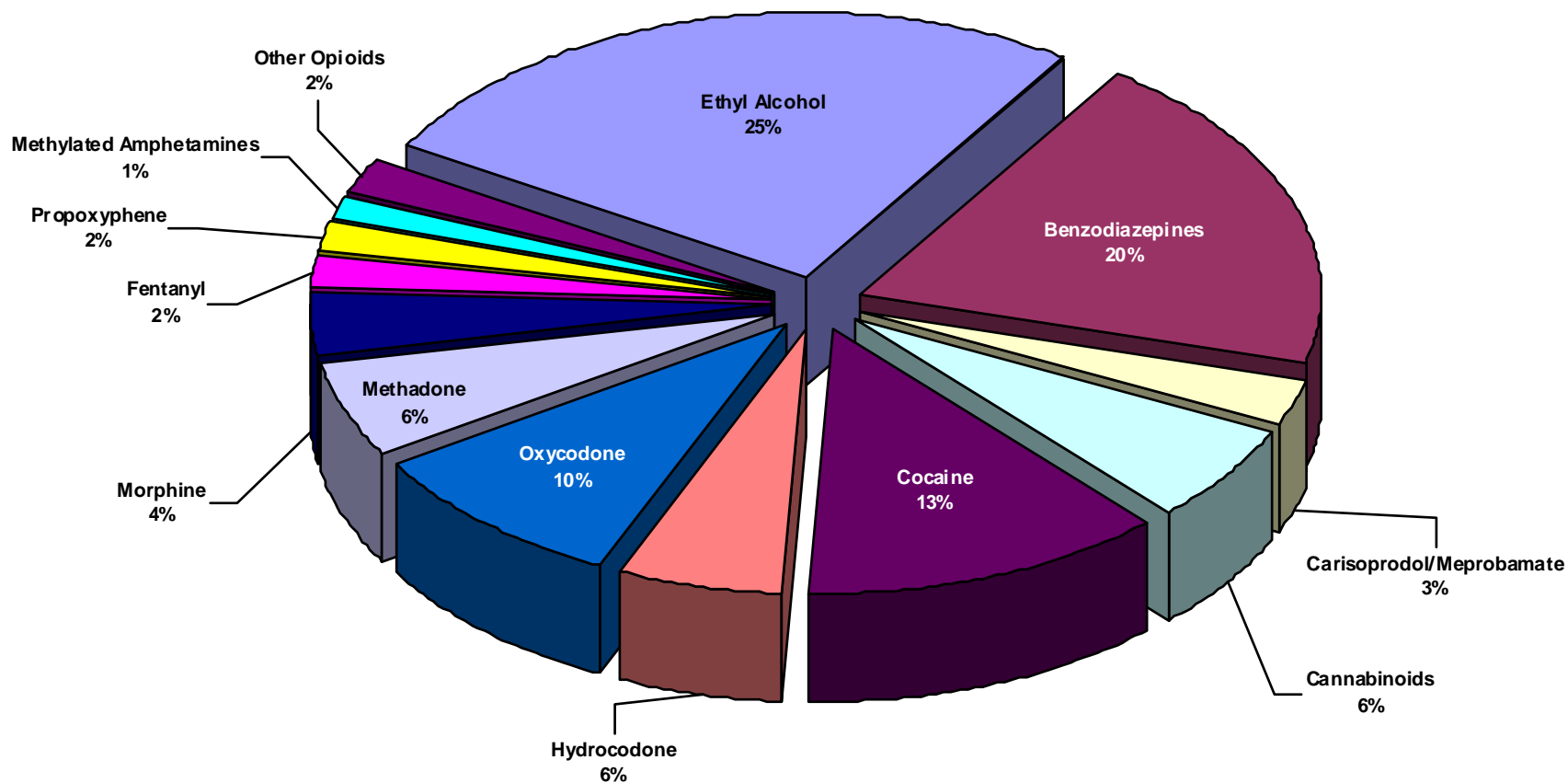
Summary of Drug-Related Deaths (continued)

	Drug Found in Body	Total Occurrences	Cause	Present
Inhalants	Difluoroethane	5	4	1
	Freon	2	2	0
	Nitrous Oxide (N2O)	1	1	0
	Other Inhalant	1	1	0
	GHB	1	1	0
	Ketamine	2	0	2
	Phencyclidine (PCP)	1	0	1
Opioids	Heroin (only illicit opioid)	71	65	6
	Fentanyl	128	50	78
	Hydrocodone	419	126	293
	Hydromorphone	89	13	76
	Meperidine	15	1	14
	Methadone	432	324	108
	Morphine	298	129	169
	Oxycodone	705	423	282
	Propoxyphene	152	31	121
	Tramadol	97	25	72
	Other Opioid	160	25	135

**Note: Many of the deaths were found to have several drugs contributing to the death, thus the count of specific drugs listed is greater than the number of cases.*

Chart 1

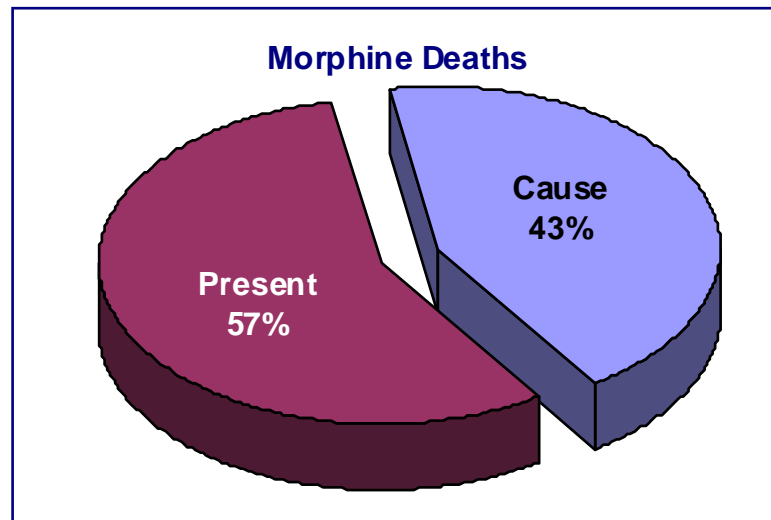
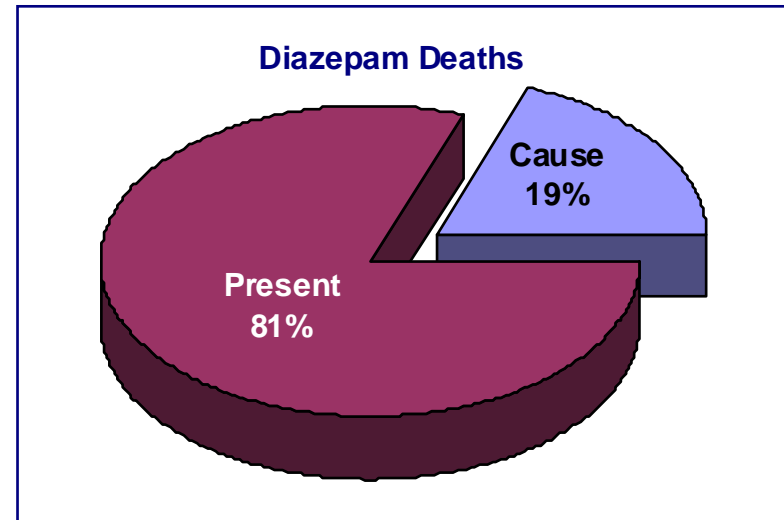
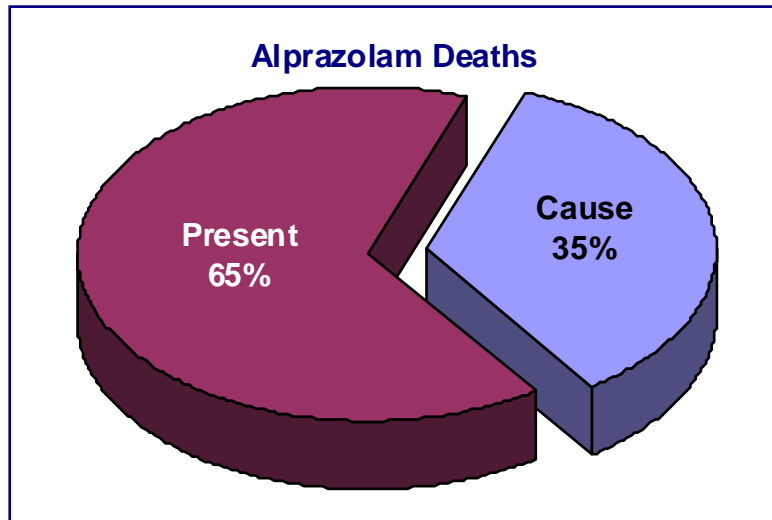
Frequency of Occurrence of Drugs in Decedents January – June 2008



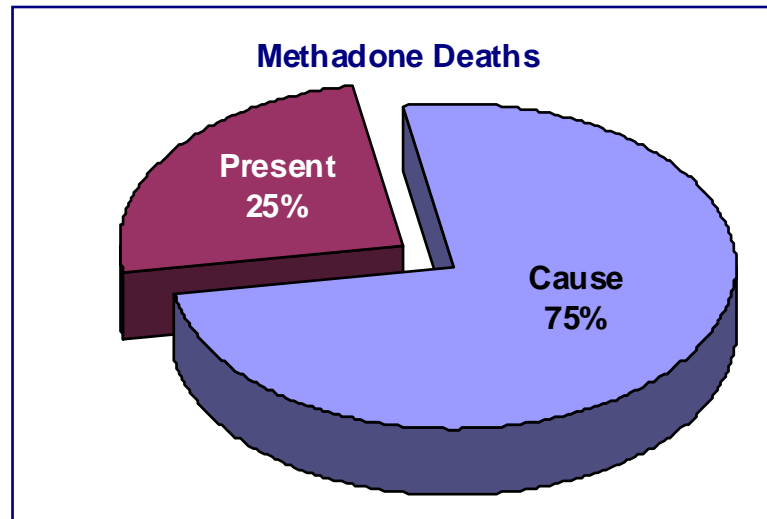
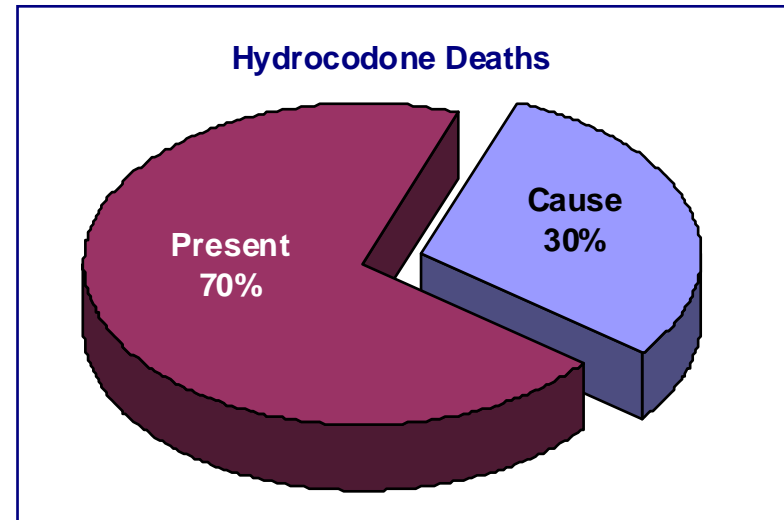
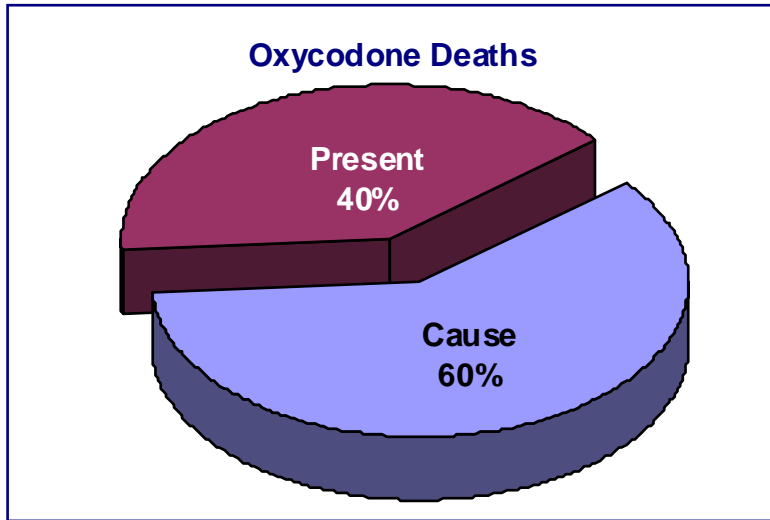
Heroin, GHB, PCP, Ketamine, Freon, Hydromorphone, Meperidine, Tramadol, and other inhalants constituted less than 1% of the drug frequencies.

Note: Many of the deaths were found to have several drugs contributing to the death, thus the count of specific drugs is greater than the number of cases.

Drug Detected at Death: Lethal vs. Non-Lethal



Drug Detected at Death: Lethal vs. Non-Lethal



Drug Detected at Death: Lethal vs. Non-Lethal

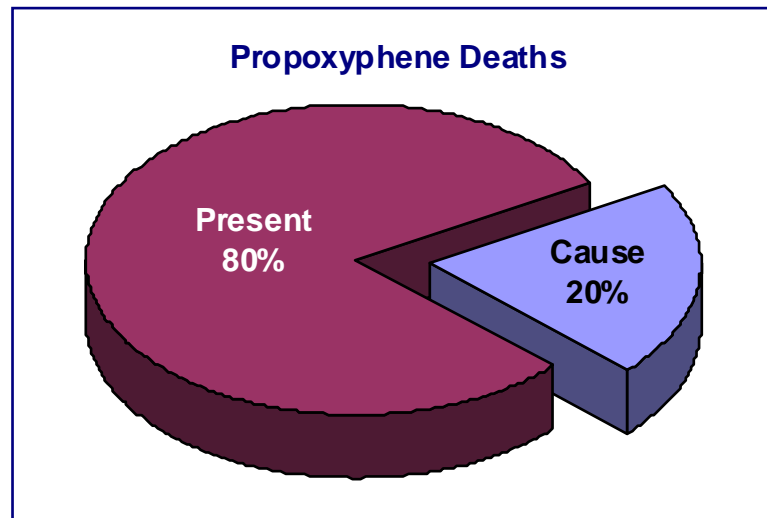
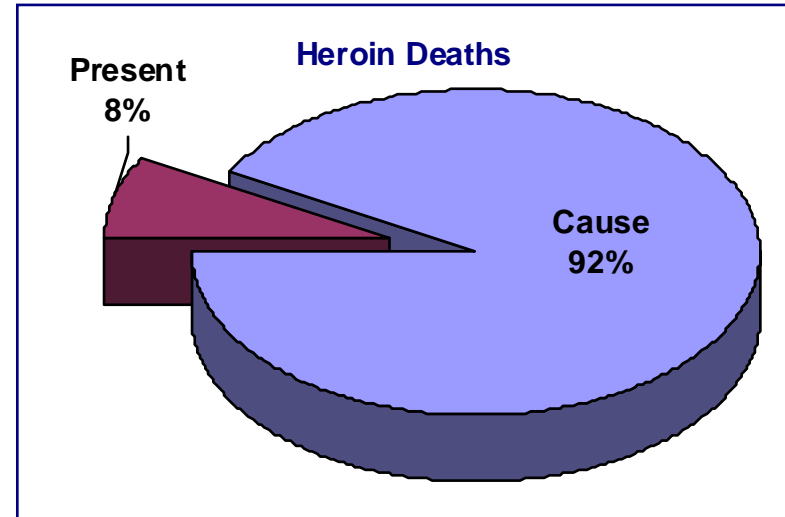
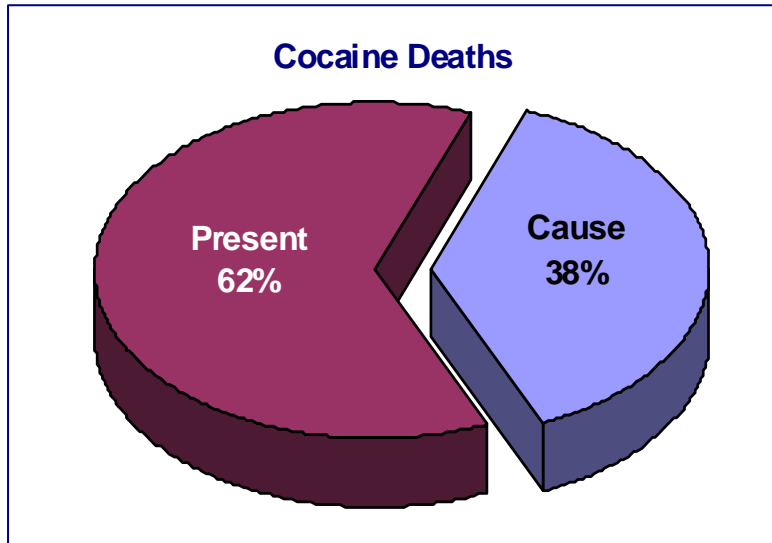


Table 2

Comparison of Drug-Related Deaths July – December 2007 vs. January – June 2008

Drug Found in Body		July –December 2007	January – June 2008	Percentage Change
Ethyl Alcohol		2,108	1,923	-8.8%
Methylated Amphetamines	All Methylated Amphetamine cases	90	105	16.7%
	Amphetamine	42	64	52.4%
	Methamphetamine	45	57	26.7%
	MDMA	40	22	*
	MDA	20	10	*
	MDEA	0	0	-
	Other Methylated Amphetamine	0	4	*
	Benzodiazepines	All Benzodiazepine cases	1,333	1,469
Alprazolam		723	838	15.9%
Diazepam		375	402	7.2%
Flunitrazepam (Rohypnol)		0	0	-
Other Benzodiazepine		598	636	6.4%
Cannabinoids		557	440	-21.0%
Carisoprodol/Meprobamate	174	212	21.8%	
Cocaine	1,055	955	-9.5%	

*Note: Due to small sample size, percentage change was not calculated.

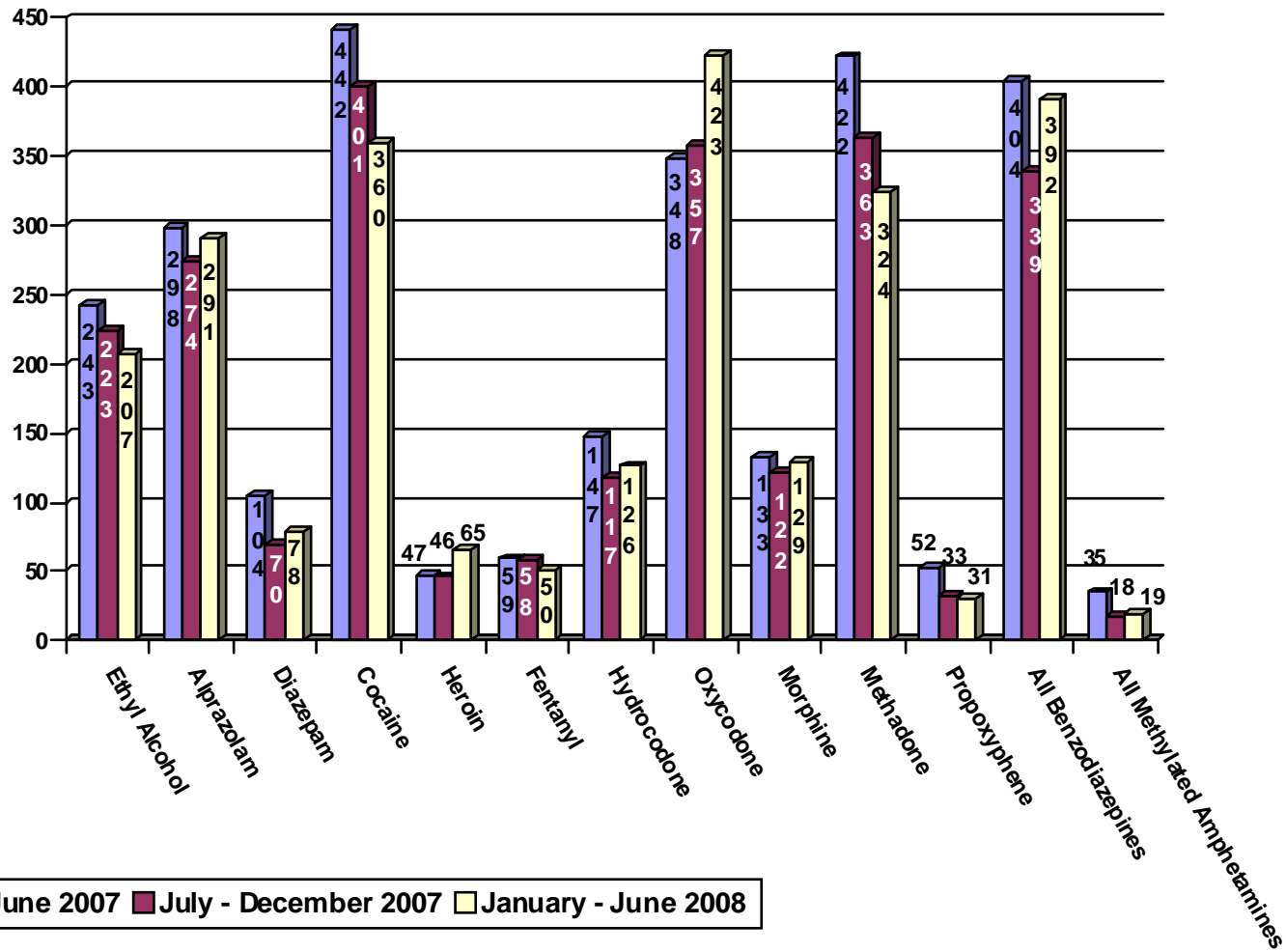
Table 2
Comparison of Drug-Related Deaths (continued)

Drug Found in Body		July –December 2007	January – June 2008	Percentage Change
Inhalants	Difluoroethane	6	5	*
	Freon	1	2	*
	Nitrous Oxide (N2O)	1	1	-
	Other Inhalant	2	1	*
GHB		0	1	*
Ketamine		3	2	*
Phencyclidine (PCP)		0	1	*
Opioids	Heroin (only illicit opioid)	53	71	34.0%
	Fentanyl	89	128	43.8%
	Hydrocodone	394	419	6.3%
	Hydromorphone	89	89	-
	Meperidine	16	15	*
	Methadone	520	432	-16.9%
	Morphine	311	298	-4.2%
	Oxycodone	639	705	10.3%
	Propoxyphene	152	152	-
	Tramadol	91	97	6.6%
	Other Opioid	169	160	-5.3%

**Note: Due to small sample size, percentage change was not calculated.*

Chart 3

Lethal Drug Occurrences January 2007 – June 2008



Note: Due to small sample size, some drugs are not included in the above chart.

Table 3

Alprazolam Deaths January – June 2008

Medical Examiner District & Area of Florida		Total Deaths with Alprazolam			Deaths with Alprazolam Only			Deaths with Alprazolam in Combination with Other Drugs		
District	Area of Florida	Total	Cause	Present	Total	Cause	Present	Total	Cause	Present
1	Pensacola	19	10	9	1	0	1	18	10	8
2	Tallahassee	8	3	5	0	0	0	8	3	5
3	Live Oak	5	3	2	0	0	0	5	3	2
4	Jacksonville	57	27	30	3	0	3	54	27	27
5	Leesburg	30	11	19	2	0	2	28	11	17
6	St. Petersburg	124	24	100	4	1	3	120	23	97
7	Daytona Beach	37	1	36	4	0	4	33	1	32
8	Gainesville	11	4	7	0	0	0	11	4	7
9	Orlando	64	27	37	5	0	5	59	27	32
10	Lakeland	17	2	15	0	0	0	17	2	15
11	Miami	38	7	31	8	0	8	30	7	23
12	Sarasota	43	23	20	2	0	2	41	23	18
13	Tampa	57	38	19	3	0	3	54	38	16
14	Panama City	8	4	4	0	0	0	8	4	4
15	West Palm Beach	107	44	63	2	0	2	105	44	61
16	Florida Keys	2	2	0	0	0	0	2	2	0
17	Ft. Lauderdale	52	22	30	5	1	4	47	21	26
18	Melbourne	42	15	27	3	0	3	39	15	24
19	Ft. Pierce	45	4	41	1	0	1	44	4	40
20	Naples	12	0	12	2	0	2	10	0	10
21	Ft. Myers	33	14	19	3	1	2	30	13	17
22	Port Charlotte	7	1	6	0	0	0	7	1	6
23	St. Augustine	9	5	4	0	0	0	9	5	4
24	Sanford	11	0	11	2	0	2	9	0	9
Statewide Totals		838	291	547	50	3	47	788	288	500

Table 4

Alprazolam Deaths by Age January – June 2008

Medical Examiner District and Area of Florida		
District	Area of Florida	Total
1	Pensacola	19
2	Tallahassee	8
3	Live Oak	5
4	Jacksonville	57
5	Leesburg	30
6	St. Petersburg	124
7	Daytona Beach	37
8	Gainesville	11
9	Orlando	64
10	Lakeland	17
11	Miami	38
12	Sarasota	43
13	Tampa	57
14	Panama City	8
15	West Palm Beach	107
16	Florida Keys	2
17	Ft. Lauderdale	52
18	Melbourne	42
19	Ft. Pierce	45
20	Naples	12
21	Ft. Myers	33
22	Port Charlotte	7
23	St. Augustine	9
24	Sanford	11
Statewide Totals		838

Alprazolam Found at Lethal Levels					
Age of Decedent					
Total	< 18	18-25	26-34	35-50	>50
10	0	4	3	2	1
3	0	0	1	2	0
3	0	0	1	2	0
27	0	3	6	10	8
11	2	2	2	4	1
24	1	5	5	9	4
1	0	1	0	0	0
4	0	0	1	2	1
27	1	8	4	8	6
2	0	2	0	0	0
7	0	0	2	4	1
23	1	8	7	5	2
38	0	8	8	14	8
4	0	0	2	2	0
44	0	11	11	13	9
2	0	0	1	1	0
22	0	2	6	8	6
15	0	4	4	4	3
4	0	0	0	4	0
0	0	0	0	0	0
14	0	5	2	3	4
1	0	0	1	0	0
5	0	1	2	1	1
0	0	0	0	0	0
291	5	64	69	98	55

Alprazolam Present (Non-Lethal)					
Age of Decedent					
Total	<18	18-25	26-34	35-50	>50
9	0	2	1	1	5
5	0	2	0	2	1
2	0	0	0	2	0
30	0	7	6	9	8
19	0	5	3	6	5
100	3	18	20	41	18
36	1	7	7	16	5
7	0	0	1	0	6
37	2	5	3	12	15
15	0	3	3	6	3
31	1	1	4	10	15
20	1	5	4	7	3
19	0	4	2	6	7
4	0	1	2	1	0
63	1	12	13	24	13
0	0	0	0	0	0
30	0	3	6	13	8
27	0	2	4	15	6
41	0	9	5	16	11
12	0	1	1	8	2
19	0	6	2	9	2
6	0	0	1	3	2
4	0	1	3	0	0
11	0	1	0	5	5
547	9	95	91	212	140

Table 5

Diazepam Deaths January – June 2008

Medical Examiner District & Area of Florida		Total Deaths with Diazepam			Deaths with Diazepam Only			Deaths with Diazepam in Combination with Other Drugs		
District	Area of Florida	Total	Cause	Present	Total	Cause	Present	Total	Cause	Present
1	Pensacola	12	3	9	0	0	0	12	3	9
2	Tallahassee	4	0	4	0	0	0	4	0	4
3	Live Oak	5	3	2	0	0	0	5	3	2
4	Jacksonville	35	9	26	3	0	3	32	9	23
5	Leesburg	13	6	7	0	0	0	13	6	7
6	St. Petersburg	64	4	60	0	0	0	64	4	60
7	Daytona Beach	13	0	13	1	0	1	12	0	12
8	Gainesville	9	4	5	0	0	0	9	4	5
9	Orlando	23	2	21	1	0	1	22	2	20
10	Lakeland	11	0	11	0	0	0	11	0	11
11	Miami	16	0	16	5	0	5	11	0	11
12	Sarasota	20	11	9	3	0	3	17	11	6
13	Tampa	12	5	7	2	0	2	10	5	5
14	Panama City	7	1	6	0	0	0	7	1	6
15	West Palm Beach	35	5	30	2	0	2	33	5	28
16	Florida Keys	2	1	1	0	0	0	2	1	1
17	Ft. Lauderdale	37	12	25	1	0	1	36	12	24
18	Melbourne	14	1	13	0	0	0	14	1	13
19	Ft. Pierce	32	1	31	7	1	6	25	0	25
20	Naples	4	0	4	0	0	0	4	0	4
21	Ft. Myers	21	6	15	3	0	3	18	6	12
22	Port Charlotte	6	0	6	1	0	1	5	0	5
23	St. Augustine	7	4	3	0	0	0	7	4	3
24	Sanford	0	0	0	0	0	0	0	0	0
Statewide Totals		402	78	324	29	1	28	373	77	296

Table 6

Diazepam Deaths by Age January – June 2008

Medical Examiner District and Area of Florida		
District	Area of Florida	Total
1	Pensacola	12
2	Tallahassee	4
3	Live Oak	5
4	Jacksonville	35
5	Leesburg	13
6	St. Petersburg	64
7	Daytona Beach	13
8	Gainesville	9
9	Orlando	23
10	Lakeland	11
11	Miami	16
12	Sarasota	20
13	Tampa	12
14	Panama City	7
15	West Palm Beach	35
16	Florida Keys	2
17	Ft. Lauderdale	37
18	Melbourne	14
19	Ft. Pierce	32
20	Naples	4
21	Ft. Myers	21
22	Port Charlotte	6
23	St. Augustine	7
24	Sanford	0
Statewide Totals		402

Diazepam Found at Lethal Levels					
Age of Decedent					
Total	< 18	18-25	26-34	35-50	>50
3	0	0	0	3	0
0	0	0	0	0	0
3	0	0	2	0	1
9	0	0	0	5	4
6	0	2	1	2	1
4	0	0	1	2	1
0	0	0	0	0	0
4	0	0	1	1	2
2	0	0	0	2	0
0	0	0	0	0	0
0	0	0	0	0	0
11	0	0	3	4	4
5	0	1	0	2	2
1	0	0	1	0	0
5	0	1	0	1	3
1	0	0	0	1	0
12	0	0	3	5	4
1	0	0	0	1	0
1	0	0	0	1	0
0	0	0	0	0	0
6	0	0	0	4	2
0	0	0	0	0	0
4	0	0	0	2	2
0	0	0	0	0	0
78	0	4	12	36	26

Diazepam Present (Non-Lethal)					
Age of Decedent					
Total	<18	18-25	26-34	35-50	>50
9	0	1	1	5	2
4	0	1	0	2	1
2	0	0	0	1	1
26	1	2	4	11	8
7	0	1	2	3	1
60	1	5	7	25	22
13	0	1	1	5	6
5	1	0	0	3	1
21	0	2	0	7	12
11	1	1	0	4	5
16	0	0	0	11	5
9	0	0	2	3	4
7	0	0	0	3	4
6	0	0	2	2	2
30	0	2	4	8	16
1	0	0	0	0	1
25	0	1	4	13	7
13	0	0	3	4	6
31	0	3	2	16	10
4	0	0	1	0	3
15	0	3	0	3	9
6	0	1	0	2	3
3	0	2	0	0	1
0	0	0	0	0	0
324	4	26	33	131	130

Table 7

Oxycodone Deaths January – June 2008

Medical Examiner District & Area of Florida		Total Deaths with Oxycodone			Deaths with Oxycodone Only			Deaths with Oxycodone in Combination with Other Drugs		
District	Area of Florida	Total	Cause	Present	Total	Cause	Present	Total	Cause	Present
1	Pensacola	4	3	1	0	0	0	4	3	1
2	Tallahassee	2	1	1	1	0	1	1	1	0
3	Live Oak	2	1	1	0	0	0	2	1	1
4	Jacksonville	44	22	22	3	0	3	41	22	19
5	Leesburg	24	14	10	2	1	1	22	13	9
6	St. Petersburg	150	107	43	10	5	5	140	102	38
7	Daytona Beach	26	12	14	1	1	0	25	11	14
8	Gainesville	8	3	5	0	0	0	8	3	5
9	Orlando	49	22	27	2	1	1	47	21	26
10	Lakeland	10	0	10	0	0	0	10	0	10
11	Miami	16	8	8	5	0	5	11	8	3
12	Sarasota	26	16	10	7	5	2	19	11	8
13	Tampa	64	49	15	8	5	3	56	44	12
14	Panama City	4	2	2	0	0	0	4	2	2
15	West Palm Beach	88	58	30	7	2	5	81	56	25
16	Florida Keys	1	1	0	0	0	0	1	1	0
17	Ft. Lauderdale	47	28	19	3	1	2	44	27	17
18	Melbourne	40	19	21	4	1	3	36	18	18
19	Ft. Pierce	41	24	17	4	2	2	37	22	15
20	Naples	10	5	5	1	1	0	9	4	5
21	Ft. Myers	21	10	11	1	0	1	20	10	10
22	Port Charlotte	6	4	2	1	1	0	5	3	2
23	St. Augustine	9	7	2	1	0	1	8	7	1
24	Sanford	13	7	6	1	1	0	12	6	6
Statewide Totals		705	423	282	62	27	35	643	396	247

Table 8

Oxycodone Deaths by Age January – June 2008

Medical Examiner District and Area of Florida		
District	Area of Florida	Total
1	Pensacola	4
2	Tallahassee	2
3	Live Oak	2
4	Jacksonville	44
5	Leesburg	24
6	St. Petersburg	150
7	Daytona Beach	26
8	Gainesville	8
9	Orlando	49
10	Lakeland	10
11	Miami	16
12	Sarasota	26
13	Tampa	64
14	Panama City	4
15	West Palm Beach	88
16	Florida Keys	1
17	Ft. Lauderdale	47
18	Melbourne	40
19	Ft. Pierce	41
20	Naples	10
21	Ft. Myers	21
22	Port Charlotte	6
23	St. Augustine	9
24	Sanford	13
Statewide Totals		705

Oxycodone Found at Lethal Levels						
Age of Decedent						
Total	< 18	18-25	26-34	35-50	>50	
3	0	1	1	1	0	
1	0	0	0	1	0	
1	0	0	0	0	1	
22	0	2	5	11	4	
14	1	3	3	7	0	
107	2	15	24	54	12	
12	0	2	3	6	1	
3	0	1	1	0	1	
22	1	3	2	10	6	
0	0	0	0	0	0	
8	0	0	1	6	1	
16	0	5	2	5	4	
49	0	8	14	20	7	
2	0	0	1	1	0	
58	1	11	14	20	12	
1	0	0	1	0	0	
28	0	2	6	10	10	
19	0	3	2	10	4	
24	0	5	4	14	1	
5	0	0	0	2	3	
10	0	1	2	4	3	
4	0	0	1	2	1	
7	0	2	1	2	2	
7	0	1	0	3	3	
423	5	65	88	189	76	

Oxycodone Present (Non-Lethal)						
Age of Decedent						
Total	<18	18-25	26-34	35-50	>50	
1	0	0	0	1	0	
1	0	0	0	1	0	
1	0	0	0	1	0	
22	0	7	2	7	6	
10	1	0	2	4	3	
43	0	8	11	10	14	
14	0	3	3	6	2	
5	0	1	0	1	3	
27	0	5	2	7	13	
10	0	0	0	5	5	
8	0	0	0	3	5	
10	0	0	3	6	1	
15	1	2	2	4	6	
2	0	1	0	1	0	
30	1	5	5	12	7	
0	0	0	0	0	0	
19	0	2	4	8	5	
21	0	5	5	5	6	
17	0	4	0	5	8	
5	0	1	0	3	1	
11	0	1	0	5	5	
2	0	0	1	1	0	
2	0	0	0	0	2	
6	0	1	0	2	3	
282	3	46	40	98	95	

Table 9

Hydrocodone Deaths January – June 2008

Medical Examiner District & Area of Florida		Total Deaths with Hydrocodone			Deaths with Hydrocodone Only			Deaths with Hydrocodone in Combination with Other Drugs		
District	Area of Florida	Total	Cause	Present	Total	Cause	Present	Total	Cause	Present
1	Pensacola	16	4	12	0	0	0	16	4	12
2	Tallahassee	11	1	10	1	0	1	10	1	9
3	Live Oak	8	4	4	0	0	0	8	4	4
4	Jacksonville	53	16	37	2	0	2	51	16	35
5	Leesburg	20	5	15	4	1	3	16	4	12
6	St. Petersburg	50	20	30	3	1	2	47	19	28
7	Daytona Beach	30	7	23	2	0	2	28	7	21
8	Gainesville	11	1	10	1	0	1	10	1	9
9	Orlando	43	10	33	6	1	5	37	9	28
10	Lakeland	6	0	6	1	0	1	5	0	5
11	Miami	6	2	4	3	0	3	3	2	1
12	Sarasota	17	5	12	2	0	2	15	5	10
13	Tampa	25	16	9	8	4	4	17	12	5
14	Panama City	8	2	6	1	0	1	7	2	5
15	West Palm Beach	30	13	17	2	1	1	28	12	16
16	Florida Keys	3	1	2	0	0	0	3	1	2
17	Ft. Lauderdale	14	8	6	1	1	0	13	7	6
18	Melbourne	20	4	16	0	0	0	20	4	16
19	Ft. Pierce	12	1	11	3	0	3	9	1	8
20	Naples	4	0	4	0	0	0	4	0	4
21	Ft. Myers	18	3	15	4	0	4	14	3	11
22	Port Charlotte	4	0	4	1	0	1	3	0	3
23	St. Augustine	5	3	2	0	0	0	5	3	2
24	Sanford	5	0	5	1	0	1	4	0	4
Statewide Totals		419	126	293	46	9	37	373	117	256

Table 10

Hydrocodone Deaths by Age January – June 2008

Medical Examiner District and Area of Florida		
District	Area of Florida	Total
1	Pensacola	16
2	Tallahassee	11
3	Live Oak	8
4	Jacksonville	53
5	Leesburg	20
6	St. Petersburg	50
7	Daytona Beach	30
8	Gainesville	11
9	Orlando	43
10	Lakeland	6
11	Miami	6
12	Sarasota	17
13	Tampa	25
14	Panama City	8
15	West Palm Beach	30
16	Florida Keys	3
17	Ft. Lauderdale	14
18	Melbourne	20
19	Ft. Pierce	12
20	Naples	4
21	Ft. Myers	18
22	Port Charlotte	4
23	St. Augustine	5
24	Sanford	5
Statewide Totals		419

Hydrocodone Found at Lethal Levels						
Age of Decedent						
Total	< 18	18-25	26-34	35-50	>50	
4	0	0	0	3	1	
1	0	0	0	1	0	
4	0	0	1	2	1	
16	1	0	3	8	4	
5	0	0	2	2	1	
20	0	2	1	11	6	
7	1	1	0	4	1	
1	0	0	0	1	0	
10	1	1	5	2	1	
0	0	0	0	0	0	
2	1	0	0	1	0	
5	0	0	0	1	4	
16	0	0	1	9	6	
2	0	0	1	1	0	
13	0	0	3	5	5	
1	0	0	1	0	0	
8	0	0	0	3	5	
4	0	0	1	2	1	
1	0	0	0	1	0	
0	0	0	0	0	0	
3	0	1	0	1	1	
0	0	0	0	0	0	
3	0	0	0	1	2	
0	0	0	0	0	0	
126	4	5	19	59	39	

Hydrocodone Present (Non-Lethal)						
Age of Decedent						
Total	<18	18-25	26-34	35-50	>50	
12	0	1	2	5	4	
10	0	0	1	4	5	
4	0	0	1	0	3	
37	0	5	6	15	11	
15	1	1	1	8	4	
30	1	3	6	11	9	
23	0	1	3	10	9	
10	0	0	3	3	4	
33	1	3	3	12	14	
6	0	0	0	4	2	
4	0	0	1	1	2	
12	0	0	1	4	7	
9	0	1	1	3	4	
6	0	0	0	3	3	
17	0	1	2	4	10	
2	0	0	0	1	1	
6	0	0	0	3	3	
16	0	0	1	6	9	
11	0	0	1	4	6	
4	0	1	0	3	0	
15	0	1	2	3	9	
4	0	0	0	1	3	
2	0	0	1	1	0	
5	0	2	0	1	2	
293	3	20	36	110	124	

Table 11

Methadone Deaths January – June 2008

Medical Examiner District & Area of Florida		Total Deaths with Methadone			Deaths with Methadone Only			Deaths with Methadone in Combination with Other Drugs		
District	Area of Florida	Total	Cause	Present	Total	Cause	Present	Total	Cause	Present
1	Pensacola	16	11	5	2	1	1	14	10	4
2	Tallahassee	7	4	3	0	0	0	7	4	3
3	Live Oak	2	2	0	0	0	0	2	2	0
4	Jacksonville	39	26	13	1	1	0	38	25	13
5	Leesburg	35	28	7	6	6	0	29	22	7
6	St. Petersburg	56	39	17	4	1	3	52	38	14
7	Daytona Beach	12	6	6	0	0	0	12	6	6
8	Gainesville	14	12	2	2	1	1	12	11	1
9	Orlando	21	16	5	1	0	1	20	16	4
10	Lakeland	6	4	2	1	1	0	5	3	2
11	Miami	4	3	1	0	0	0	4	3	1
12	Sarasota	33	29	4	3	2	1	30	27	3
13	Tampa	39	34	5	5	3	2	34	31	3
14	Panama City	5	4	1	2	2	0	3	2	1
15	West Palm Beach	50	41	9	1	1	0	49	40	9
16	Florida Keys	1	1	0	0	0	0	1	1	0
17	Ft. Lauderdale	13	10	3	1	1	0	12	9	3
18	Melbourne	30	23	7	2	0	2	28	23	5
19	Ft. Pierce	23	16	7	1	1	0	22	15	7
20	Naples	7	6	1	1	1	0	6	5	1
21	Ft. Myers	8	4	4	0	0	0	8	4	4
22	Port Charlotte	4	0	4	0	0	0	4	0	4
23	St. Augustine	4	4	0	0	0	0	4	4	0
24	Sanford	3	1	2	0	0	0	3	1	2
Statewide Totals		432	324	108	33	22	11	399	302	97

Table 12

Methadone Deaths by Age January – June 2008

Medical Examiner District and Area of Florida		
District	Area of Florida	Total
1	Pensacola	16
2	Tallahassee	7
3	Live Oak	2
4	Jacksonville	39
5	Leesburg	35
6	St. Petersburg	56
7	Daytona Beach	12
8	Gainesville	14
9	Orlando	21
10	Lakeland	6
11	Miami	4
12	Sarasota	33
13	Tampa	39
14	Panama City	5
15	West Palm Beach	50
16	Florida Keys	1
17	Ft. Lauderdale	13
18	Melbourne	30
19	Ft. Pierce	23
20	Naples	7
21	Ft. Myers	8
22	Port Charlotte	4
23	St. Augustine	4
24	Sanford	3
Statewide Totals		432

Methadone Found at Lethal Levels					
Age of Decedent					
Total	< 18	18-25	26-34	35-50	>50
11	0	7	2	1	1
4	0	2	0	1	1
2	0	0	1	1	0
26	2	5	4	7	8
28	1	6	7	9	5
39	0	5	9	14	11
6	0	1	1	3	1
12	0	1	2	6	3
16	1	7	3	4	1
4	0	1	1	0	2
3	0	1	0	1	1
29	2	7	9	8	3
34	1	7	10	13	3
4	0	2	0	2	0
41	0	7	15	14	5
1	0	0	0	1	0
10	0	1	1	4	4
23	0	6	6	9	2
16	0	3	2	8	3
6	0	0	2	3	1
4	0	2	0	1	1
0	0	0	0	0	0
4	0	0	3	0	1
1	0	0	0	1	0
324	7	71	78	111	57

Methadone Present (Non-Lethal)					
Age of Decedent					
Total	<18	18-25	26-34	35-50	>50
5	0	1	1	1	2
3	0	1	1	0	1
0	0	0	0	0	0
13	0	1	2	3	7
7	0	1	2	4	0
17	1	4	2	6	4
6	0	2	1	1	2
2	0	0	2	0	0
5	0	2	2	0	1
2	0	0	0	1	1
1	0	0	0	0	1
4	0	2	0	0	2
5	0	0	0	2	3
1	0	0	0	1	0
9	0	1	3	2	3
0	0	0	0	0	0
3	0	1	0	2	0
7	0	0	1	0	6
7	0	2	0	4	1
1	0	1	0	0	0
4	0	2	1	0	1
4	0	0	1	1	2
0	0	0	0	0	0
2	0	1	0	0	1
108	1	22	19	28	38

Table 13

Morphine Deaths January – June 2008

Medical Examiner District & Area of Florida		Total Deaths with Morphine			Deaths with Morphine Only			Deaths with Morphine in Combination with Other Drugs		
District	Area of Florida	Total	Cause	Present	Total	Cause	Present	Total	Cause	Present
1	Pensacola	5	4	1	1	1	0	4	3	1
2	Tallahassee	13	4	9	4	0	4	9	4	5
3	Live Oak	2	1	1	0	0	0	2	1	1
4	Jacksonville	20	11	9	2	0	2	18	11	7
5	Leesburg	10	8	2	3	2	1	7	6	1
6	St. Petersburg	18	11	7	0	0	0	18	11	7
7	Daytona Beach	6	1	5	0	0	0	6	1	5
8	Gainesville	16	1	15	9	0	9	7	1	6
9	Orlando	42	13	29	8	1	7	34	12	22
10	Lakeland	14	4	10	4	1	3	10	3	7
11	Miami	15	2	13	5	0	5	10	2	8
12	Sarasota	10	5	5	2	0	2	8	5	3
13	Tampa	20	14	6	5	2	3	15	12	3
14	Panama City	3	2	1	0	0	0	3	2	1
15	West Palm Beach	28	18	10	2	0	2	26	18	8
16	Florida Keys	2	1	1	1	0	1	1	1	0
17	Ft. Lauderdale	16	6	10	3	1	2	13	5	8
18	Melbourne	16	8	8	5	1	4	11	7	4
19	Ft. Pierce	8	4	4	0	0	0	8	4	4
20	Naples	3	1	2	1	0	1	2	1	1
21	Ft. Myers	19	9	10	1	0	1	18	9	9
22	Port Charlotte	8	0	8	2	0	2	6	0	6
23	St. Augustine	1	1	0	0	0	0	1	1	0
24	Sanford	3	0	3	0	0	0	3	0	3
Statewide Totals		298	129	169	58	9	49	240	120	120

Table 14

Morphine Deaths by Age January – June 2008

Medical Examiner District and Area of Florida		
District	Area of Florida	Total
1	Pensacola	5
2	Tallahassee	13
3	Live Oak	2
4	Jacksonville	20
5	Leesburg	10
6	St. Petersburg	18
7	Daytona Beach	6
8	Gainesville	16
9	Orlando	42
10	Lakeland	14
11	Miami	15
12	Sarasota	10
13	Tampa	20
14	Panama City	3
15	West Palm Beach	28
16	Florida Keys	2
17	Ft. Lauderdale	16
18	Melbourne	16
19	Ft. Pierce	8
20	Naples	3
21	Ft. Myers	19
22	Port Charlotte	8
23	St. Augustine	1
24	Sanford	3
Statewide Totals		298

Morphine Found at Lethal Levels						
Age of Decedent						
Total	< 18	18-25	26-34	35-50	>50	
4	0	0	1	1	2	
4	0	1	1	1	1	
1	0	0	0	1	0	
11	0	0	2	4	5	
8	0	0	2	5	1	
11	0	0	0	8	3	
1	0	0	0	1	0	
1	0	0	0	1	0	
13	0	1	3	7	2	
4	0	1	0	2	1	
2	0	0	0	2	0	
5	0	0	1	1	3	
14	1	0	2	5	6	
2	0	1	0	0	1	
18	0	3	3	8	4	
1	0	1	0	0	0	
6	0	0	1	3	2	
8	0	0	1	4	3	
4	0	0	1	2	1	
1	0	0	0	0	1	
9	0	1	2	3	3	
0	0	0	0	0	0	
1	0	0	0	0	1	
0	0	0	0	0	0	
129	1	9	20	59	40	

Morphine Present (Non-Lethal)						
Age of Decedent						
Total	<18	18-25	26-34	35-50	>50	
1	0	0	0	0	1	
9	1	1	2	3	2	
1	0	0	0	0	1	
9	0	0	3	0	6	
2	0	0	0	0	2	
7	1	1	0	1	4	
5	0	1	1	2	1	
15	0	2	0	4	9	
29	2	3	2	4	18	
10	0	0	0	4	6	
13	0	0	1	5	7	
5	0	2	0	1	2	
6	0	0	0	1	5	
1	0	1	0	0	0	
10	0	1	2	2	5	
1	0	0	0	0	1	
10	0	0	1	5	4	
8	0	0	0	2	6	
4	0	0	0	1	3	
2	0	0	0	1	1	
10	0	4	0	3	3	
8	0	0	1	3	4	
0	0	0	0	0	0	
3	0	0	0	2	1	
169	4	16	13	44	92	

Table 15

Propoxyphene Deaths January – June 2008

Medical Examiner District & Area of Florida		Total Deaths with Propoxyphene			Deaths with Propoxyphene Only			Deaths with Propoxyphene in Combination with Other Drugs		
District	Area of Florida	Total	Cause	Present	Total	Cause	Present	Total	Cause	Present
1	Pensacola	3	0	3	1	0	1	2	0	2
2	Tallahassee	4	1	3	0	0	0	4	1	3
3	Live Oak	0	0	0	0	0	0	0	0	0
4	Jacksonville	10	3	7	1	1	0	9	2	7
5	Leesburg	9	1	8	4	0	4	5	1	4
6	St. Petersburg	30	4	26	9	1	8	21	3	18
7	Daytona Beach	8	1	7	0	0	0	8	1	7
8	Gainesville	3	0	3	1	0	1	2	0	2
9	Orlando	14	4	10	0	0	0	14	4	10
10	Lakeland	8	1	7	0	0	0	8	1	7
11	Miami	6	1	5	3	0	3	3	1	2
12	Sarasota	4	3	1	1	1	0	3	2	1
13	Tampa	12	3	9	4	0	4	8	3	5
14	Panama City	2	1	1	0	0	0	2	1	1
15	West Palm Beach	10	4	6	2	1	1	8	3	5
16	Florida Keys	0	0	0	0	0	0	0	0	0
17	Ft. Lauderdale	4	1	3	0	0	0	4	1	3
18	Melbourne	9	1	8	2	0	2	7	1	6
19	Ft. Pierce	6	1	5	1	0	1	5	1	4
20	Naples	0	0	0	0	0	0	0	0	0
21	Ft. Myers	5	0	5	1	0	1	4	0	4
22	Port Charlotte	1	0	1	0	0	0	1	0	1
23	St. Augustine	1	1	0	1	1	0	0	0	0
24	Sanford	3	0	3	1	0	1	2	0	2
Statewide Totals		152	31	121	32	5	27	120	26	94

Table 16

Propoxyphene Deaths by Age January – June 2008

Medical Examiner District and Area of Florida		
District	Area of Florida	Total
1	Pensacola	3
2	Tallahassee	4
3	Live Oak	0
4	Jacksonville	10
5	Leesburg	9
6	St. Petersburg	30
7	Daytona Beach	8
8	Gainesville	3
9	Orlando	14
10	Lakeland	8
11	Miami	6
12	Sarasota	4
13	Tampa	12
14	Panama City	2
15	West Palm Beach	10
16	Florida Keys	0
17	Ft. Lauderdale	4
18	Melbourne	9
19	Ft. Pierce	6
20	Naples	0
21	Ft. Myers	5
22	Port Charlotte	1
23	St. Augustine	1
24	Sanford	3
Statewide Totals		152

Propoxyphene Found at Lethal Levels						
Age of Decedent						
Total	< 18	18-25	26-34	35-50	>50	
0	0	0	0	0	0	
1	0	0	0	1	0	
0	0	0	0	0	0	
3	0	0	1	1	1	
1	0	0	0	0	1	
4	0	0	0	2	2	
1	0	0	1	0	0	
0	0	0	0	0	0	
4	0	0	0	2	2	
1	0	0	0	1	0	
1	0	0	0	1	0	
3	0	0	0	1	2	
3	0	1	1	1	0	
1	0	0	0	1	0	
4	0	0	0	0	4	
0	0	0	0	0	0	
1	0	0	0	1	0	
1	0	0	0	0	1	
0	0	0	0	0	0	
0	0	0	0	0	0	
0	0	0	0	0	0	
1	0	0	0	1	0	
0	0	0	0	0	0	
31	0	1	3	13	14	

Propoxyphene Present (Non-Lethal)						
Age of Decedent						
Total	<18	18-25	26-34	35-50	>50	
3	0	0	0	2	1	
3	0	0	0	2	1	
0	0	0	0	0	0	
7	0	0	1	0	6	
8	0	1	1	1	5	
26	0	3	3	7	13	
7	0	0	2	2	3	
3	0	0	0	2	1	
10	0	1	2	1	6	
7	0	0	0	0	7	
5	0	0	1	0	4	
1	0	0	0	1	0	
9	0	0	0	1	8	
1	0	0	1	0	0	
6	0	0	2	1	3	
0	0	0	0	0	0	
3	0	0	0	2	1	
8	0	0	1	2	5	
5	0	0	0	3	2	
0	0	0	0	0	0	
5	0	0	1	2	2	
1	0	0	0	0	1	
0	0	0	0	0	0	
3	0	0	0	1	2	
121	0	5	15	30	71	

Table 17

Cocaine Deaths January – June 2008

Medical Examiner District & Area of Florida		Total Deaths with Cocaine			Deaths with Cocaine Only			Deaths with Cocaine in Combination with Other Drugs		
District	Area of Florida	Total	Cause	Present	Total	Cause	Present	Total	Cause	Present
1	Pensacola	19	6	13	3	2	1	16	4	12
2	Tallahassee	20	10	10	5	3	2	15	7	8
3	Live Oak	6	3	3	1	0	1	5	3	2
4	Jacksonville	83	34	49	21	9	12	62	25	37
5	Leesburg	47	26	21	10	7	3	37	19	18
6	St. Petersburg	82	36	46	15	5	10	67	31	36
7	Daytona Beach	29	0	29	5	0	5	24	0	24
8	Gainesville	20	4	16	4	0	4	16	4	12
9	Orlando	106	34	72	29	6	23	77	28	49
10	Lakeland	17	6	11	6	4	2	11	2	9
11	Miami	91	22	69	41	9	32	50	13	37
12	Sarasota	51	30	21	12	4	8	39	26	13
13	Tampa	80	38	42	32	16	16	48	22	26
14	Panama City	9	2	7	3	2	1	6	0	6
15	West Palm Beach	86	41	45	14	7	7	72	34	38
16	Florida Keys	6	1	5	1	0	1	5	1	4
17	Ft. Lauderdale	50	18	32	18	5	13	32	13	19
18	Melbourne	35	15	20	5	1	4	30	14	16
19	Ft. Pierce	32	15	17	5	3	2	27	12	15
20	Naples	9	1	8	0	0	0	9	1	8
21	Ft. Myers	36	8	28	2	1	1	34	7	27
22	Port Charlotte	7	2	5	1	0	1	6	2	4
23	St. Augustine	16	5	11	8	2	6	8	3	5
24	Sanford	18	3	15	2	0	2	16	3	13
Statewide Totals		955	360	595	243	86	157	712	274	438

Table 18

Cocaine Deaths by Age January – June 2008

Medical Examiner District and Area of Florida		
District	Area of Florida	Total
1	Pensacola	19
2	Tallahassee	20
3	Live Oak	6
4	Jacksonville	83
5	Leesburg	47
6	St. Petersburg	82
7	Daytona Beach	29
8	Gainesville	20
9	Orlando	106
10	Lakeland	17
11	Miami	91
12	Sarasota	51
13	Tampa	80
14	Panama City	9
15	West Palm Beach	86
16	Florida Keys	6
17	Ft. Lauderdale	50
18	Melbourne	35
19	Ft. Pierce	32
20	Naples	9
21	Ft. Myers	36
22	Port Charlotte	7
23	St. Augustine	16
24	Sanford	18
Statewide Totals		955

Cocaine Found at Lethal Levels						
Age of Decedent						
Total	< 18	18-25	26-34	35-50	>50	
6	0	1	0	3	2	
10	0	0	3	4	3	
3	0	1	0	2	0	
34	0	1	7	17	9	
26	0	5	5	13	3	
36	0	3	8	17	8	
0	0	0	0	0	0	
4	0	1	2	1	0	
34	0	6	10	14	4	
6	0	0	4	1	1	
22	0	1	6	13	2	
30	0	4	10	9	7	
38	0	3	8	21	6	
2	0	0	0	1	1	
41	0	6	9	20	6	
1	0	0	1	0	0	
18	0	3	2	9	4	
15	0	2	5	7	1	
15	0	4	2	9	0	
1	0	0	0	1	0	
8	0	3	1	2	2	
2	0	1	0	0	1	
5	0	1	2	0	2	
3	0	0	1	2	0	
360	0	46	86	166	62	

Cocaine Present (Non-Lethal)						
Age of Decedent						
Total	<18	18-25	26-34	35-50	>50	
13	0	3	2	7	1	
10	0	2	2	4	2	
3	0	0	2	1	0	
49	2	8	10	17	12	
21	0	4	5	8	4	
46	0	2	15	25	4	
29	0	4	7	13	5	
16	0	3	2	5	6	
72	3	17	19	27	6	
11	0	1	2	6	2	
69	1	14	14	27	13	
21	1	4	2	11	3	
42	0	5	12	17	8	
7	0	1	1	2	3	
45	2	18	9	10	6	
5	0	0	0	3	2	
32	0	4	7	14	7	
20	0	1	3	13	3	
17	0	4	1	7	5	
8	0	3	1	1	3	
28	0	8	1	14	5	
5	0	0	1	4	0	
11	0	1	3	5	2	
15	1	1	4	5	4	
595	10	108	125	246	106	

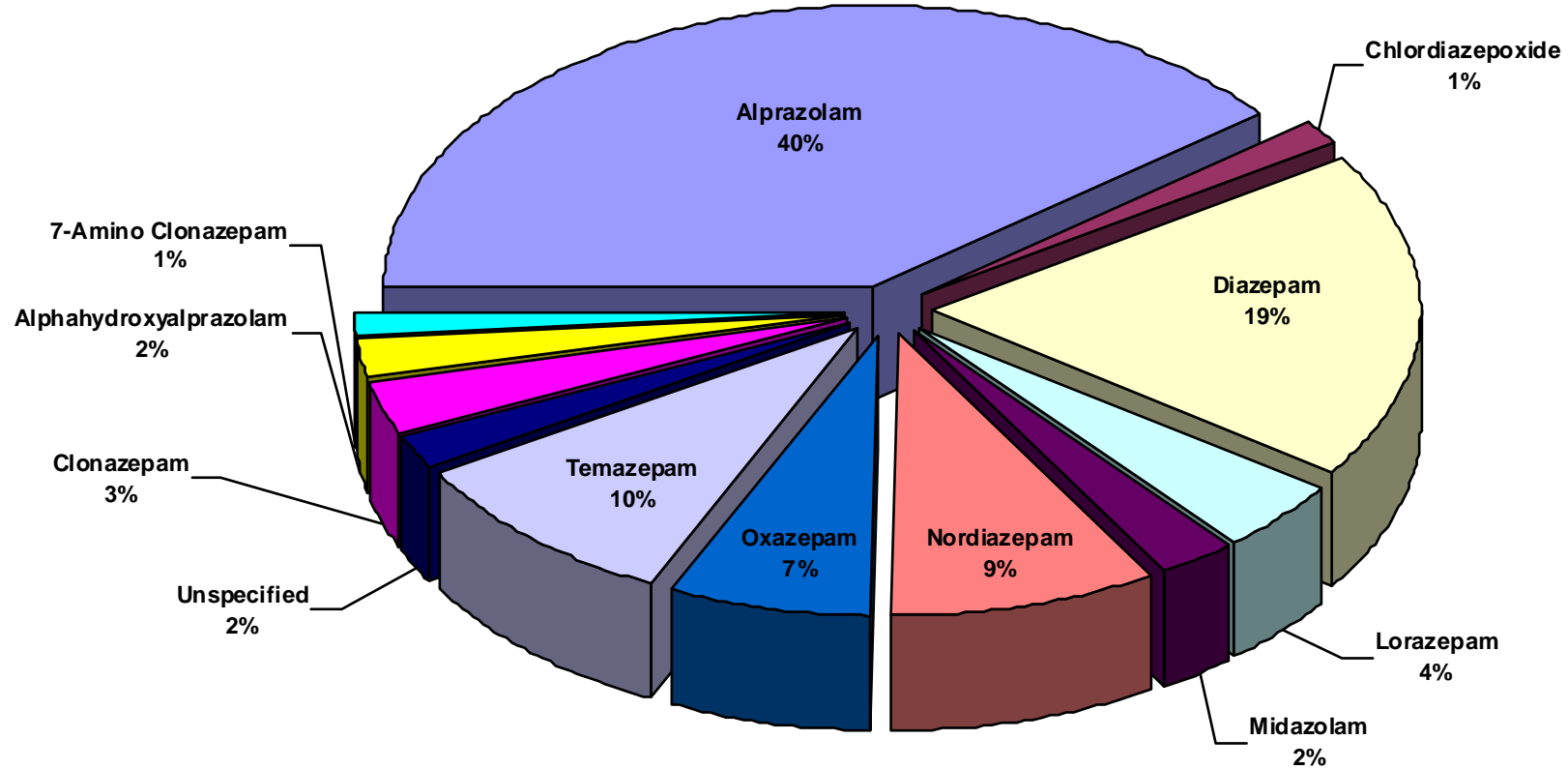
Table 19

Heroin Deaths January – June 2008

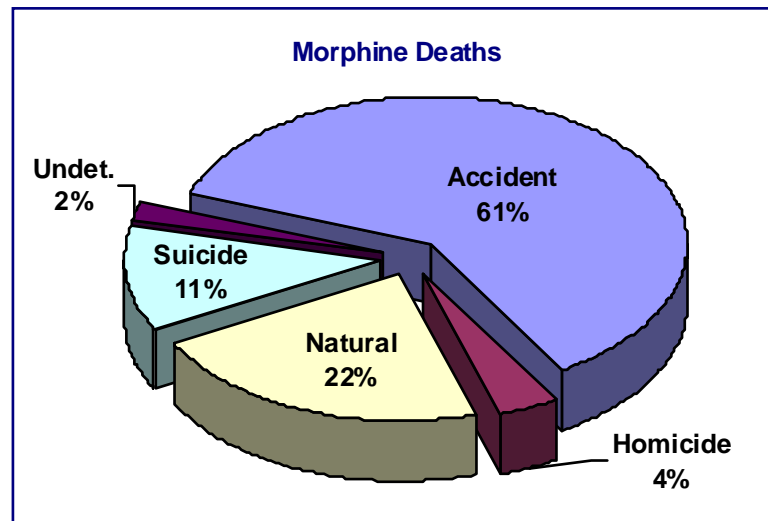
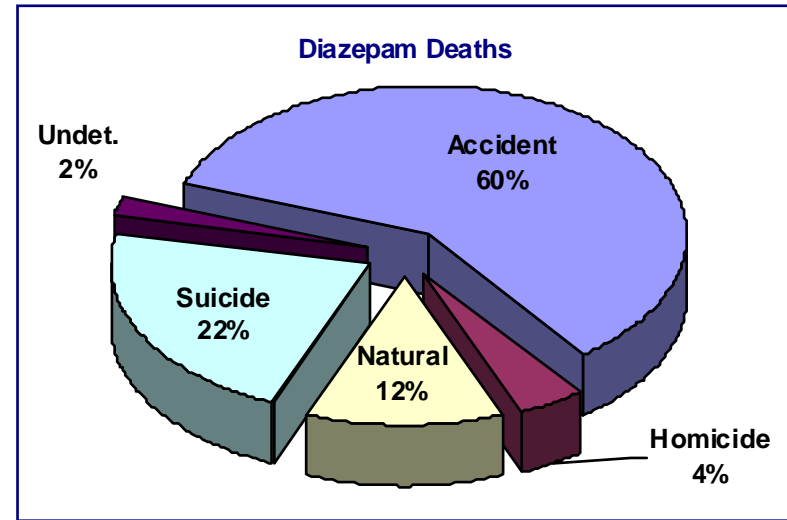
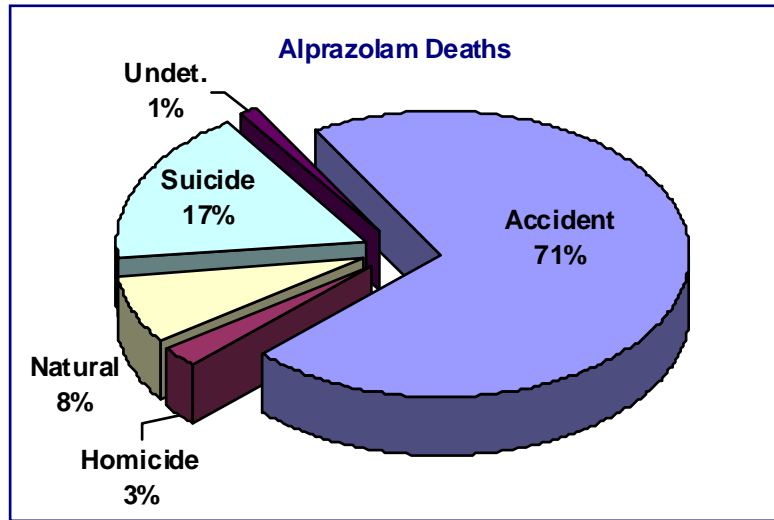
Medical Examiner District & Area of Florida		Total Deaths with Heroin			Deaths with Heroin Only			Deaths with Heroin in Combination with Other Drugs		
District	Area of Florida	Total	Cause	Present	Total	Cause	Present	Total	Cause	Present
1	Pensacola	0	0	0	0	0	0	0	0	0
2	Tallahassee	0	0	0	0	0	0	0	0	0
3	Live Oak	0	0	0	0	0	0	0	0	0
4	Jacksonville	1	1	0	0	0	0	1	1	0
5	Leesburg	4	4	0	1	1	0	3	3	0
6	St. Petersburg	2	2	0	0	0	0	2	2	0
7	Daytona Beach	0	0	0	0	0	0	0	0	0
8	Gainesville	0	0	0	0	0	0	0	0	0
9	Orlando	13	13	0	1	1	0	12	12	0
10	Lakeland	0	0	0	0	0	0	0	0	0
11	Miami	16	14	2	4	4	0	12	10	2
12	Sarasota	13	12	1	0	0	0	13	12	1
13	Tampa	4	4	0	0	0	0	4	4	0
14	Panama City	0	0	0	0	0	0	0	0	0
15	West Palm Beach	6	5	1	1	1	0	5	4	1
16	Florida Keys	0	0	0	0	0	0	0	0	0
17	Ft. Lauderdale	6	4	2	0	0	0	6	4	2
18	Melbourne	1	1	0	0	0	0	1	1	0
19	Ft. Pierce	1	1	0	1	1	0	0	0	0
20	Naples	0	0	0	0	0	0	0	0	0
21	Ft. Myers	3	3	0	0	0	0	3	3	0
22	Port Charlotte	0	0	0	0	0	0	0	0	0
23	St. Augustine	0	0	0	0	0	0	0	0	0
24	Sanford	1	1	0	0	0	0	1	1	0
Statewide Totals		71	65	6	8	8	0	63	57	6

Chart 4

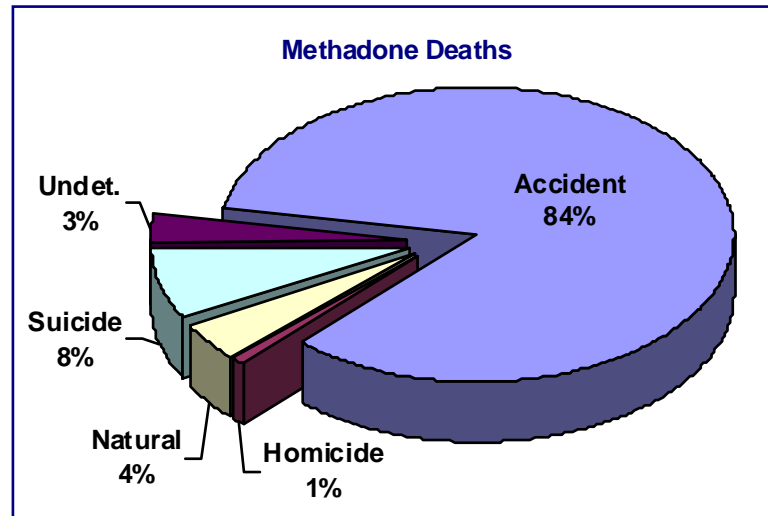
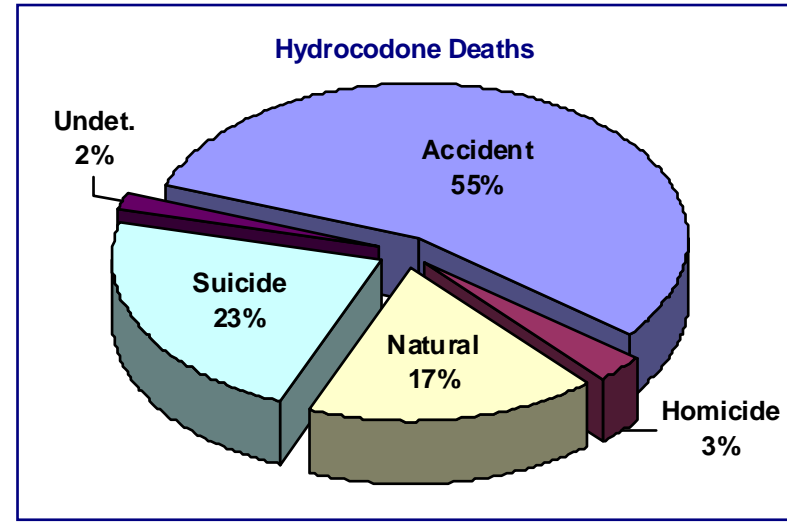
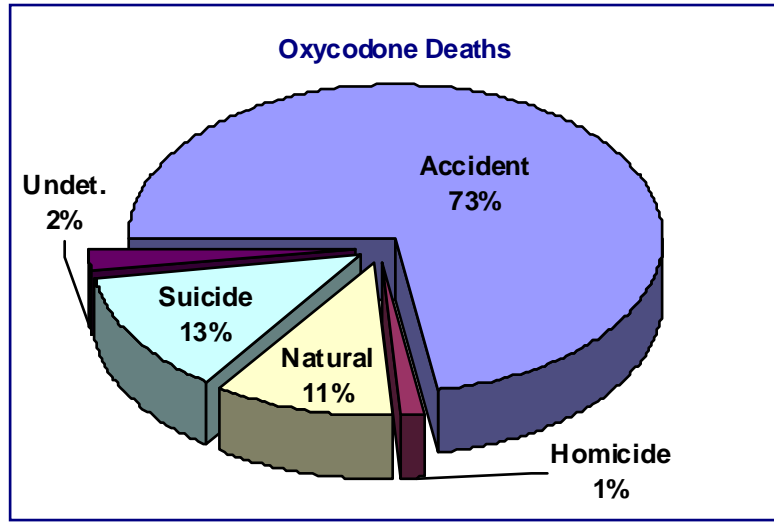
Frequency of Occurrence of Benzodiazepines January – June 2008



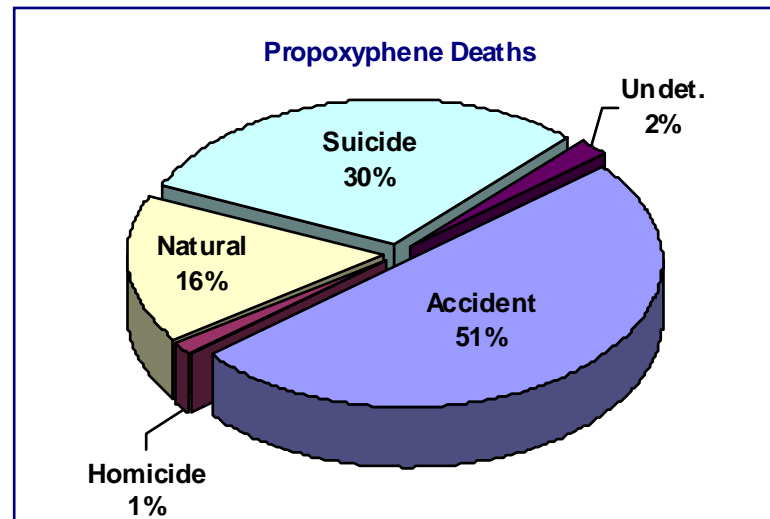
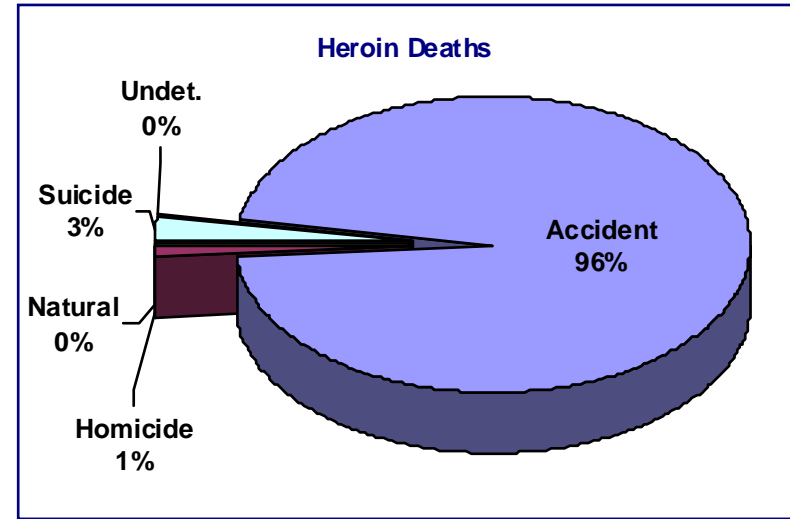
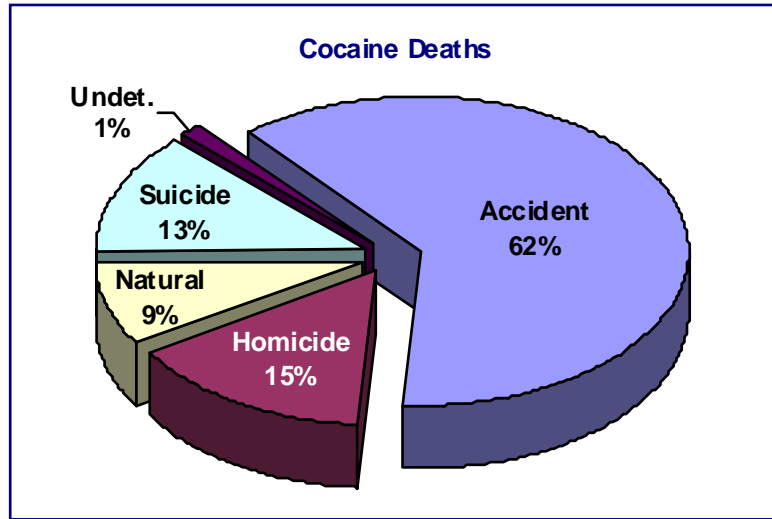
Manners of Death for Cases Reported (Accidental, Homicide, Natural, Suicide or Undetermined)



Manners of Death for Cases Reported (Accidental, Homicide, Natural, Suicide or Undetermined)



Manners of Death for Cases Reported (Accidental, Homicide, Natural, Suicide or Undetermined)



Glossary

Benzodiazepine – A family of sedative-hypnotic drugs indicated for the treatment of stress, anxiety, seizures and alcohol withdrawal. Benzodiazepines are often referred to as “minor tranquilizers.” Xanax (Alprazolam) and Valium (Diazepam) are the most commonly prescribed drugs in this drug class.

Cannabinoids – A series of compounds found in the marijuana plant, the most psychoactive of which is THC, a strong, illicit hallucinogen. Street names for this drug are often associated with a geographic area from which it came but also include generic names like “ganja”, “MJ”, “ragweed”, “refer” and “grass.”

Carisoprodol – Muscle relaxant indicated for the treatment of pain, muscle spasms and limited mobility. It is often abused in conjunction with analgesics for enhanced euphoric effect. It is marketed as Soma.

Cocaine – An illicit stimulant. Powdered cocaine goes by many street names including “C”, “blow”, “snow” and “nose candy”, while freebase cocaine is mostly commonly known as “crack.”

Ethyl Alcohol – Alcohol or ethanol.

Fentanyl – Synthetic narcotic analgesic (pain killer) used in the Duragesic transdermal patch. Also available in a solid “lollypop” sold under the brand name Actiq.

Gamma-Hydroxybutyric Acid (GHB) – A depressant, also known as a “date rape” drug. GHB often goes by the street name “easy lay”, “scoop”, “liquid X”, “Georgia home boy” and “grievous bodily harm.”

Heroin – An illicit narcotic derivative. It is a semi-synthetic product of opium. Heroin also has multiple street names including “H”, “hombre” and “smack.”

Hydrocodone – A narcotic analgesic (pain killer). Vicodin and Lortab are two common drugs containing hydrocodone.

Hydromorphone – A narcotic analgesic (pain killer) used to treat moderate to severe pain. Marketed under the trade name Dilaudid, it is two to eight times more potent than morphine. Commonly used by abusers as a substitute for heroin.

Ketamine – An animal tranquilizer and a chemical relative of PCP. Street names for this drug include “special K”, “vitamin K” and “cat valium.”

Meperidine – A synthetic narcotic analgesic (pain killer) sold under the trade name Demerol, it is used for pre-anesthesia and the relief of moderate to severe pain.

Glossary (continued)

Methadone – A synthetic narcotic analgesic (pain killer) commonly associated with Heroin detoxification and maintenance programs but it is also prescribed to treat severe pain. It has been increasingly prescribed in place of oxycodone for pain management. Dolophine is one form of methadone.

Methylated Amphetamines – Includes such drugs as methamphetamine (stimulant) and MDMA (Ecstasy – which is a hallucinogen). Ecstasy has multiple street names including “E”, “XTC”, “love drug”, and “clarity”. MDMA is often also known by a large variety of embossed logos on the pills such as “Mitsubishis” and “Killer Bees”. Methamphetamine is also known as “meth”, “crank”, “speed” and “tina”.

Morphine – A narcotic analgesic (pain killer) used to treat moderate to severe pain. MS (Morphine Sulfate), Kadian, and MS-Contin are the tablet forms, Roxanol is the liquid form.

Nitrous Oxide (N₂O) – Also known as “laughing gas,” this is an inhalant (gas) that produces light anesthesia and analgesia. “Whippets” are a common form of nitrous oxide.

Oxycodone – A narcotic analgesic (pain killer). OxyContin is one form of this drug and goes by the street name “OC”. Percocet, Percodan, Roxicet, Tylox, and Roxicodone also contain Oxycodone.

Phencyclidine (PCP) – An illicit dissociative anesthetic/hallucinogen. Common street names for this drug include “angel dust”, “ace”, “DOA” and “wack”.

Propoxyphene – A synthetic narcotic analgesic (pain killer) used for mild to moderate pain. A chemical cousin to methadone, it is marketed under the trade name Darvon and Darvocet when mixed with acetaminophen.

Rohypnol – Commonly referred to as a “date rape” drug. It is a sedative-hypnotic drug in the Benzodiazepine class. It often goes by the street name “roofies”.

Tramadol – A synthetic narcotic analgesic sold under the trade name Ultram and Ultracet. Indications include the treatment of moderate to severe pain. It is a chemical analogue to Codeine. Not currently a scheduled drug.