

FDLE



Medical Examiners Commission

2008

ANNUAL REPORT

Published July 2009

Bruce A. Hyma, M.D.
Chairman

Russell S. Vega, M.D. • Honorable James S. Purdy, J.D. • Sheriff Grady C. Judd
Jon C. Thomas, L.F.D. • Ken Jones • Honorable Robert J. Krauss, J.D.

From the Chairman of the Medical Examiners Commission

As Chairman of the Medical Examiners Commission, I am pleased to submit this annual report to Governor Crist and to the Florida Legislature, as required by Florida Statute, Chapter 406. A copy of this annual report is also made available to each Board of County Commissioners, since county government is the sole source of funding for Florida's 24 medical examiner districts.

The Medical Examiners Commission welcomed James S. Purdy, J.D., Jon C. Thomas, and Russell S. Vega, M.D., in 2008. Mr. Purdy represents public defender concerns and replaced Public Defender Bob Dillinger, J.D. Mr. Thomas represents funeral director concerns and replaced Ms. Mariana Caballero. Dr. Vega represents medical examiner concerns and replaced Stephen J. Nelson, M.D., on the Commission.

Due to the rising number of deaths related to prescription drugs, Florida recently joined much of the nation in establishing a statute creating a Prescription Drug Monitoring Program for Florida. The Report of Drugs Identified in Deceased Persons assists in this monitoring process and continues to include highly sought-after information. This unique report displays the unfortunate, yet increasing abuse of both prescription and illicit drugs. Furthermore, the report assists Florida's state and local agencies in allocating and focusing its resources. To that end, our staff continues its close working relationship with Director Bill Janes in the Governor's Office of Drug Control.

The Medical Examiners Commission continues a joint initiative to identify unidentified decedents in Florida. The Florida Department of Law Enforcement and the 24 medical examiner districts are working together to resolve almost 700 unidentified decedents reported in our state. With new technology and advances in forensic science, the initiative is growing, and data sharing between the forensic science community and the public is improving. This Commission will continue to encourage participation and provide access to resources to reduce the backlog of unidentified decedents.



Bruce A. Hyma, M.D.

Chairman, Medical Examiners Commission

TABLE OF CONTENTS

	Page
Table of Contents	1
Introduction.....	2
Summary	2
Commission Appointments and Vacancies.....	2
District Medical Examiner Reappointments of Districts 14-24.....	3
Violent Crime and Drug Control Council.....	3
State Child Fatality Review Committee.....	3
Annual Educational Conference.....	4
Methodology	4
Table I 2008 District Demographics and Annual Workload Activity Reports.....	5
Table Ia Workload by Depth of Examination	6
Table II Cases Accepted Related to District Populations	7
Table III Autopsies Related to Total Deaths, Population, and Violent Deaths	7
Table IV Percent of Medical Examiner Cases Autopsied.....	8
Table V Ranking of Violent Death Rates.....	9
Table VI Ranking of Districts by Numbers of Violent Deaths	10
Table VII District Death Rates as Related to Autopsy Rates	10
Table VIII Fifteen Year Comparison of SIDS Deaths.....	11
Table IX Fifteen Year Comparison of Violent Death Rates	12
Chart Ia Medical Examiner Jurisdiction.....	13
Chart Ib Medical Examiners Workload 2008.	13
Chart IIa Violent vs. Non-Violent Deaths	14
Chart IIb Violent Death Workload.....	14
Chart IIIa Autopsy Workload as Percent of Total Deaths.....	15
Chart IIIb Autopsy Workload as Percent of Deaths Referred to Medical Examiners	15
Chart IIIc Autopsy Workload as Percent of Deaths Accepted	15
Chart IVa Workload by Depth of Examinations- Homicide	16
Chart IVb Workload by Depth of Examinations - Suicide	16
Chart IVc Workload by Depth of Examinations - Undetermined ..	16
Chart IVd Workload by Depth of Examinations - Accident: Motor Vehicle	16
Chart IVe Workload by Depth of Examinations - Accident: Non-Motor Vehicle	16
Chart IVf Workload by Depth of Examinations - Natural	16
Chart V Historical Workload – Cases Referred to Medical Examiners.....	17
Appendix 1 Medical Examiners Commission	18
Appendix 2 District Medical Examiners	19
Appendix 3 Associate Medical Examiners	20
Appendix 4 Map of Florida Depicting Medical Examiners Districts	21
Appendix 5 Medical Examiners Commission Term Schedules	22
Appendix 6 District Medical Examiners Term Schedules..	23

INTRODUCTION

The Medical Examiners Act, Chapter 406, Part I, Florida Statutes, was enacted by the 1970 Legislature in order to establish minimum and uniform standards of excellence in statewide medical examiner services. Section 406.02(4)(a), Florida Statutes, requires a report to the Governor and Legislature, correlating and setting forth the activities and findings of the district medical examiners. This report is submitted in compliance with the requirement cited above and illustrates the direction taken by the Medical Examiners Commission during 2008 to ensure the maintenance of an effective and viable program of medical examiner services throughout Florida.

SUMMARY

Medical examiners in Florida continue to have oversight over approximately two-thirds of the deaths in Florida (See Charts Ia and Ib). Of the almost 172,000 deaths in the state of Florida in 2008, 114,070 deaths came under medical examiner jurisdiction. While most of these (91,937 deaths or approximately 71%) were for the review of cremation requests, medical examiners accepted jurisdiction of 22,133 (18%) deaths, pursuant to Florida Statutes. Forensic autopsies were performed on 16,111 individuals before the death certificate was signed by the medical examiner.

The manner of death (See Table Ia) is a very important determination that is made by the medical examiner. Natural deaths accounted for 36% of the caseload of medical examiners, followed by 29% for non-motor vehicular accidents and 14% for motor vehicular accidents. Suicides, homicides, and undetermined/pending accounted for the remainder at 13%, 6%, and 2% respectively of the cases accepted by medical examiners.

The workload of medical examiner offices in Florida slightly increased when compared with 2007 as illustrated in Chart V. Cremation has become a frequent means of final disposition for bodies in Florida and, accordingly, their review and approval by medical examiners have increased.

COMMISSION APPOINTMENTS AND VACANCIES

Ms. Elizabeth Porter, the County Commissioner representative, resigned her position as a Columbia County Commissioner in order to run for the Florida House of Representatives. Her resignation led to a vacancy on the Medical Examiners Commission in which names were solicited and submitted to the Governor for consideration in September 2008 and is currently pending.

Mark E. Kohl, J.D., was appointed to the Commission in 2007, but did not remain State Attorney in his judicial circuit post election in 2008. Therefore a vacancy for a state attorney representative was created in which names were solicited and submitted to the Governor for consideration in January 2009.

Russell S. Vega, M.D., was appointed by Governor Crist to the Commission in October 2008 to represent medical examiner concerns. He serves as the District 12 Medical Examiner for DeSoto, Manatee, and Sarasota Counties. Dr. Vega began working as an Associate Medical Examiner in Districts 12 and 13 in 1996. He was selected as the District 12 Medical Examiner in 2003. He replaced Stephen J. Nelson, M.D., the District 10 Medical Examiner (Hardee, Highlands, and Polk counties) on the Commission.

James S. Purdy, J.D., was appointed by Governor Crist to the Commission in October 2008. Mr. Purdy represents public defender concerns in the state of Florida. Mr. Purdy became the 7th Judicial Circuit Public Defender in 2005 and has practiced criminal law in Florida for 30 years. He replaced Mr. Bob Dillinger, the Public Defender of the 6th Judicial Circuit, on the Commission.

Jon C. Thomas, L.F.D., was appointed to the Commission by Governor Crist in October 2008 to represent funeral director concerns. Mr. Thomas is the Chief Executive Officer of Forest Meadows Funeral Home & Cemeteries. He entered the funeral profession in 1955 and opened his first funeral home in 1962. Mr. Thomas replaced Ms. Mariana Caballero as the funeral director representative on the Commission.

MEDICAL EXAMINER DISTRICTS 14-24

In 2008, the District Medical Examiners from Districts 17, 19, 20, 21, 22, and 23 were reappointed by the Governor for additional three-year terms:

District 17:	Joshua A. Perper, M.D., LL.B.
District 19:	Roger E. Mittleman, M.D.
District 20:	Marta U. Coburn, M.D.
District 21:	Rebecca A. Hamilton, M.D.
District 22:	Riazul H. Imami, M.D.
District 23:	Terrence R. Steiner, M.D.

Surveys were sent to the constituents of District 15 for information only as that district falls under a Home Rule Charter. Michael D. Bell, M.D. of District 15 (Palm Beach County) continued as the District Medical Examiner.

In December 2008, Michael Hunter, M.D., Sajid S. Qaiser, M.D., and Marie A. Herrmann, M.D. were appointed as District Medical Examiners in the 14th, 18th, and 24th districts respectively. Dr. Hunter previously served as the District 16 Medical Examiner and when he transferred to District 14, E. Hunt Scheuerman, M.D. was appointed Interim Medical Examiner by the State Attorney. The Commission submitted Dr. Scheuerman for appointment by the Governor in August 2008. The appointment is currently pending.

VIOLENT CRIME AND DRUG CONTROL COUNCIL

Through existing partnerships with federal, state, and local law enforcement, the Violent Crime and Drug Control Council (VCDCC) continues to play an integral role in supporting initiatives to protect Florida's citizens, visitors, property and communities. Since the Council's inception in 1993, it has maintained a reputation for initiating and supporting legislation to improve the overall quality of life for the state of Florida and its citizens. The Council is composed of 14 members, including a medical examiner representative, which has been vacant awaiting gubernatorial appointment since 2007. The Council is routinely briefed on the semi-annual and annual Medical Examiners reports regarding drug-related deaths.

STATE CHILD FATALITY REVIEW COMMITTEE

The State Child Fatality Review Committee reviewed 163 cases in 2008, representing deaths that occurred in 2007 of infants and children less than 18 years of age that had been verified by the Department of Children and Families (DCF) as being related to child abuse or neglect, compared with 170 deaths in 2005. These cases included 99 males and 64 females. Ninety-six of the children were white, 59 black, two Asian-Pacific, and were six multi-racial. Children five years old and younger comprised 83% of the cases reviewed. There had been prior reports to DCF of abuse or neglect in 46% of the cases.

Florida's data continues to parallel national statistics that indicate a prevalence of neglect-related deaths. Out of 163 deaths, 72% were neglect-related, while 28% were abuse-related. Eighty-eight deaths were classified as accidental. Drowning continued to be the major cause of accidental child deaths in Florida. Of the 45 verified drowning cases, 64% occurred in residential pools and all were attributed to inadequate supervision and classified as preventable. There was an increase in the recognition of infant deaths related to the child's sleep environment, with 38 deaths attributed to unsafe sleeping conditions. Six children died in motor vehicle crashes. Three died of hyperthermia after having been left unattended in vehicles. This was a decrease from the ten deaths of children left in vehicles in 2004, and is believed to have resulted from the media attention given to these deaths and to related criminal prosecutions. Forty-seven of the deaths were classified as homicides. Of these homicides, 83% were children under the age of five years old.

The State Child Fatality Review Committee's accomplishments in 2007 included the establishment of local child death review teams available for every county. Additionally, Committee members provided training to over 2,000 child death investigation professionals, including law enforcement, child protection teams, child advocacy centers and the Florida Association of Medical Examiners.

The Committee's 2007 recommendations included the continuation of training professionals and parents in unsafe sleeping environments, drowning prevention and investigations, coping with crying, the role of substance abuse, and death scene investigations. Barbara C. Wolf, M.D., Interim District 5 Medical Examiner, represents the Medical Examiners Commission on this committee.

ANNUAL EDUCATIONAL CONFERENCE

The 35th Annual Educational Conference was held in Ponte Vedra Beach at the Marriott Sawgrass Resort and Spa. The conference was hosted by the District 23 (Flagler, Putnam, and St. Johns Counties) Medical Examiners Office and the University of Florida William R. Maples Center for Forensic Medicine. The theme for the conference was "*I See Dead People.*" The program consisted of a wide variety of interesting and informative lectures including analysis of cremains, botched crime scenes, CT assisted autopsy, dental ID from carbonized remains, unusual postmortem toxicology, and bone lab solutions.

METHODOLOGY

Death statistics in Florida reflect the total number of Certificates of Death recorded in 2008 by local county registrars of Vital Statistics. These include both resident and non-resident deaths. This data was obtained from the Office of Vital Statistics in the Department of Health. Rates related to deaths in this report are medical examiner cases per every 1,000 recorded deaths.

Population estimates (as of April 1, 2009) for the state of Florida were provided by the Finance & Economic Analysis Section of the Executive Office of the Governor. Unless otherwise noted, rates related to population in this report are deaths for every 1,000 residents.

Information concerning autopsy numbers and other workload distribution figures are supplied by the 24 medical examiner districts in their Annual Report Workload Data Forms. These forms are filed annually with the Medical Examiners Commission staff in April or May of each year. (See Tables I and Ia).

TABLE I
2008 District Demographics and Annual Workload Activity Reports

District	Population	Total District Deaths	Natural	Accident: Motor Vehicle	Accident: Non-Motor Vehicle	Suicide	Homicide	Undetermined	Pending	Total Violent Deaths	Fetal Deaths	Human Archaeological Remains	Non-Human Remains	Total Cremation Approvals (CA)	Total Cases Referred to ME	Total Cases Accepted (incl CA)	Cases Referred Minus CA	Cases Accepted Minus CA	Jurisdiction Declined	SIDS	Police Custody or Penal Inst.
	A	B	C	D	E	F	G	H	I	J	K	L	M	N	O	P	Q	R	S	T	U
1	712,997	6,211	344	137	220	119	32	16	9	533	1	0	17	2,463	5,114	3,340	2,651	877	1,774	0	12
2	414,461	2,814	179	80	112	50	24	4	1	271	1	1	2	314	1,255	764	941	450	491	4	13
3	166,229	1,541	64	60	43	30	9	10	1	153	1	0	3	637	946	854	309	217	92	2	8
4	1,162,054	10,101	352	174	321	183	150	37	8	873	2	2	31	4,892	6,549	6,117	1,657	1,225	432	5	76
5	1,017,781	12,486	374	187	362	171	43	23	0	786	0	1	16	7,937	9,635	9,097	1,698	1,160	538	0	11
6	1,377,129	16,943	483	249	753	258	87	37	0	1,384	0	5	45	11,899	14,511	13,766	2,612	1,867	745	0	13
7	510,750	6,023	227	119	182	106	23	11	0	441	1	2	1	3,549	4,627	4,217	1,078	668	410	2	2
8	381,384	3,938	216	145	158	54	14	25	1	397	0	0	6	1,986	3,062	2,599	1,076	613	463	9	104
9	1,388,688	9,007	639	246	338	171	182	26	0	963	2	1	7	5,024	7,834	6,626	2,810	1,602	1,208	5	47
10	713,849	6,654	251	155	186	101	64	11	0	517	1	0	8	3,759	5,000	4,527	1,241	768	473	0	5
11	2,477,289	18,552	1,027	316	522	254	259	9	48	1,408	7	6	11	7,270	10,204	9,705	2,934	2,435	499	1	36
12	745,794	8,477	377	80	272	106	34	15	0	507	0	0	0	6,146	7,529	7,030	1,383	884	499	1	5
13	1,200,541	10,061	879	268	527	188	90	22	0	1,095	5	5	32	5,012	7,776	6,986	2,764	1,974	790	7	10
14	297,715	2,882	174	62	103	57	16	1	7	246	1	0	1	1,038	1,703	1,458	665	420	245	1	7
15	1,294,654	13,412	363	224	484	185	110	48	28	1,079	3	0	1	5,870	8,161	7,312	2,291	1,442	849	0	10
16	76,081	557	74	16	62	16	6	1	0	101	2	0	5	423	627	598	204	175	29	0	0
17	1,758,494	14,258	604	133	678	236	98	35	0	1,180	2	5	1	6,048	8,788	7,832	2,740	1,784	956	2	6
18	556,213	5,594	241	100	242	111	27	17	0	497	2	0	6	3,190	4,491	3,928	1,301	738	563	0	4
19	602,123	6,141	333	90	241	95	26	2	0	454	2	1	6	3,688	4,565	4,475	877	787	90	1	2
20	332,854	2,798	112	30	189	46	7	1	0	273	0	1	4	2,015	2,678	2,400	663	385	278	2	0
21	676,264	5,905	308	113	294	119	55	5	2	588	1	0	11	4,170	6,884	5,066	2,714	896	1,818	1	1
22	165,781	2,174	61	15	46	25	4	2	0	92	0	0	1	1,574	1,999	1,727	425	153	272	1	3
23	351,681	2,547	144	91	55	50	13	0	0	209	0	1	3	1,618	2,214	1,971	596	353	243	5	1
24	426,413	2,749	97	25	69	47	17	5	0	163	2	0	0	1,415	1,958	1,675	543	260	283	1	0
State	18,807,219	171,825	7,923	3,115	6,459	2,778	1,390	363	105	14,210	36	31	218	91,937	128,110	114,070	36,173	22,133	14,040	50	376

Note: Columns are labeled for easy reference to other tables in report.

TABLE Ia
2008 Workload by Depth of Examination

District	Natural				Acc: Motor Veh				Acc: Non Motor Veh				Suicide				Homicide				Undetermined				Pending				Totals for Year		
	Autopsied	Body Inspected	Case Investigated only	Total	Autopsied	Body Inspected	Case Investigated only	Total	Autopsied	Body Inspected	Case Investigated only	Total	Autopsied	Body Inspected	Case Investigated only	Total	Autopsied	Body Inspected	Case Investigated only	Total	Autopsied	Body Inspected	Case Investigated only	Total	Autopsied	Body Inspected	Case Investigated only	Total	Autopsied	Body Inspected	Case Investigated only
	a	b	c	d	e	f	g	h	i	j	k	l	m	n	o	p	q	r	s	t	u	v	w	x	y	z	aa	bb	cc	dd	ee
1	91	16	237	344	64	40	33	137	120	35	65	220	119	0	0	119	32	0	0	32	15	0	1	16	9	0	0	9	450	91	336
2	96	74	9	179	72	8	0	80	84	24	4	112	50	0	0	50	24	0	0	24	4	0	0	4	1	0	0	1	331	106	13
3	40	22	2	64	56	4	0	60	33	10	0	43	30	0	0	30	9	0	0	9	10	0	0	10	1	0	0	1	179	36	2
4	279	72	1	352	115	58	1	174	211	96	14	321	183	0	0	183	150	0	0	150	35	2	0	37	8	0	0	8	981	228	16
5	185	106	83	374	174	7	6	187	198	21	143	362	171	0	0	171	43	0	0	43	22	0	1	23	0	0	0	0	793	134	233
6	255	227	1	483	205	42	2	249	491	246	16	753	258	0	0	258	86	0	1	87	37	0	0	37	0	0	0	0	1,332	515	20
7	154	73	0	227	99	20	0	119	133	49	0	182	104	2	0	106	23	0	0	23	9	1	1	11	0	0	0	0	522	145	1
8	178	37	1	216	136	8	1	145	83	72	3	158	53	1	0	54	14	0	0	14	25	0	0	25	1	0	0	1	490	118	5
9	386	253	0	639	202	44	0	246	236	102	0	338	169	2	0	171	181	1	0	182	26	0	0	26	0	0	0	0	1,200	402	0
10	166	69	16	251	132	15	8	155	131	23	32	186	98	3	0	101	64	0	0	64	11	0	0	11	0	0	0	0	602	110	56
11	680	331	16	1,027	306	10	0	316	401	49	72	522	249	4	1	254	258	0	1	259	8	1	0	9	48	0	0	48	1,950	395	90
12	212	164	1	377	74	5	1	80	182	84	6	272	105	1	0	106	34	0	0	34	15	0	0	15	0	0	0	0	622	254	8
13	453	399	27	879	233	33	2	268	325	46	156	527	185	3	0	188	90	0	0	90	22	0	0	22	0	0	0	0	1,308	481	185
14	49	40	85	174	30	22	10	62	59	12	32	103	57	0	0	57	15	1	0	16	1	0	0	1	5	0	2	7	216	75	129
15	296	67	0	363	205	17	2	224	349	132	3	484	182	2	1	185	108	1	1	110	47	1	0	48	27	1	0	28	1,214	221	7
16	48	24	2	74	14	0	2	16	59	2	1	62	16	0	0	16	6	0	0	6	1	0	0	1	0	0	0	0	144	26	5
17	295	301	8	604	111	20	2	133	482	176	20	678	226	10	0	236	97	1	0	98	31	4	0	35	0	0	0	0	1,242	512	30
18	133	108	0	241	85	15	0	100	159	75	8	242	110	1	0	111	27	0	0	27	15	2	0	17	0	0	0	0	529	201	8
19	214	119	0	333	87	3	0	90	180	44	17	241	95	0	0	95	26	0	0	26	2	0	0	2	0	0	0	0	604	166	17
20	49	62	1	112	29	0	1	30	70	44	75	189	46	0	0	46	7	0	0	7	1	0	0	1	0	0	0	0	202	106	77
21	172	136	0	308	109	4	0	113	165	127	2	294	118	1	0	119	54	1	0	55	4	1	0	5	2	0	0	2	624	270	2
22	35	26	0	61	15	0	0	15	44	2	0	46	25	0	0	25	4	0	0	4	2	0	0	2	0	0	0	0	125	28	0
23	32	95	17	144	86	5	0	91	46	9	0	55	49	1	0	50	13	0	0	13	0	0	0	0	0	0	0	0	226	110	17
24	71	26	0	97	24	1	0	25	61	5	3	69	47	0	0	47	17	0	0	17	5	0	0	5	0	0	0	0	225	32	3
State	4,569	2,847	507	7,923	2,663	381	71	3,115	4,302	1,485	672	6,459	2,745	31	2	2,778	1,382	5	3	1,390	348	12	3	363	102	1	2	105	16,111	4,762	1,260

Note: Cases Investigated Only means the body was not viewed by a medical examiner (ME), although the case was investigated and certified by an ME.
Columns are labeled for easy reference to other tables in report.

TABLE II

**Cases Accepted by Medical Examiners
Related to District Population**

		Autopsies and Other			Cremation
Rank	Dist	Investigations	Rank	Dist	Approvals
1	16	2.300	1	22	9.494
2	13	1.644	2	6	8.640
3	8	1.607	3	12	8.241
4	14	1.411	4	5	7.798
5	6	1.356	5	7	6.949
6	18	1.327	6	21	6.166
7	21	1.325	7	19	6.125
8	7	1.308	8	20	6.054
9	19	1.307	9	18	5.735
10	3	1.305	10	16	5.560
11	1	1.230	11	10	5.266
12	12	1.185	12	8	5.207
13	20	1.157	13	23	4.601
14	9	1.154	14	15	4.534
15	5	1.140	15	4	4.210
16	15	1.114	16	13	4.175
17	2	1.086	17	3	3.832
18	10	1.076	18	9	3.618
19	4	1.054	19	14	3.487
20	17	1.015	20	1	3.454
21	23	1.004	21	17	3.439
22	11	0.983	22	24	3.318
23	22	0.923	23	11	2.935
24	24	0.610	24	2	0.758

TABLE III

**Autopsies Related to
Total Deaths, Population, and Violent Deaths**

		Autopsies/ Total Deaths			Autopsies/ Population			Autopsies/ Violent Deaths
Rank	Dist		Rank	Dist		Rank	Dist	
1	16	0.259	1	16	1.893	1	16	1.426
2	9	0.133	2	8	1.285	2	11	1.385
3	13	0.130	3	13	1.090	3	24	1.380
4	8	0.124	4	3	1.077	4	22	1.359
5	2	0.118	5	7	1.022	5	19	1.330
6	3	0.116	6	19	1.003	6	9	1.246
7	21	0.106	7	6	0.967	7	8	1.234
8	11	0.105	8	18	0.951	8	12	1.227
9	19	0.098	9	15	0.938	9	2	1.221
10	4	0.097	10	21	0.923	10	13	1.195
11	18	0.095	11	9	0.864	11	7	1.184
12	15	0.091	12	4	0.844	12	3	1.170
13	10	0.090	13	10	0.843	13	10	1.164
14	23	0.089	14	12	0.834	14	15	1.125
15	17	0.087	15	2	0.799	15	4	1.124
16	7	0.087	16	11	0.787	16	23	1.081
17	24	0.082	17	5	0.779	17	18	1.064
18	6	0.079	18	22	0.754	18	21	1.061
19	14	0.075	19	14	0.726	19	17	1.053
20	12	0.073	20	17	0.706	20	5	1.009
21	1	0.072	21	23	0.643	21	6	0.962
22	20	0.072	22	1	0.631	22	14	0.878
23	5	0.064	23	20	0.607	23	1	0.844
24	22	0.057	24	24	0.528	24	20	0.740

TABLE IV

Percent of Medical Examiner Cases Autopsied

District	Natural	Accident: Motor Vehicle	Accident: Non-Motor Vehicle	Suicide	Homicide	Undetermined
1	26.5%	46.7%	54.5%	100.0%	100.0%	93.8%
2	53.6%	90.0%	75.0%	100.0%	100.0%	100.0%
3	62.5%	93.3%	76.7%	100.0%	100.0%	100.0%
4	79.3%	66.1%	65.7%	100.0%	100.0%	94.6%
5	49.5%	93.0%	54.7%	100.0%	100.0%	95.7%
6	52.8%	82.3%	65.2%	100.0%	98.9%	100.0%
7	67.8%	83.2%	73.1%	98.1%	100.0%	81.8%
8	82.4%	93.8%	52.5%	98.1%	100.0%	100.0%
9	60.4%	82.1%	69.8%	98.8%	99.5%	100.0%
10	66.1%	85.2%	70.4%	97.0%	100.0%	100.0%
11	66.2%	96.8%	76.8%	98.0%	99.6%	88.9%
12	56.2%	92.5%	66.9%	99.1%	100.0%	100.0%
13	51.5%	86.9%	61.7%	98.4%	100.0%	100.0%
14	28.2%	48.4%	57.3%	100.0%	93.8%	100.0%
15	81.5%	91.5%	72.1%	98.4%	98.2%	97.9%
16	64.9%	87.5%	95.2%	100.0%	100.0%	100.0%
17	48.8%	83.5%	71.1%	95.8%	99.0%	88.6%
18	55.2%	85.0%	65.7%	99.1%	100.0%	88.2%
19	64.3%	96.7%	74.7%	100.0%	100.0%	100.0%
20	43.8%	96.7%	37.0%	100.0%	100.0%	100.0%
21	55.8%	96.5%	56.1%	99.2%	98.2%	80.0%
22	57.4%	100.0%	95.7%	100.0%	100.0%	0.0%
23	22.2%	94.5%	83.6%	98.0%	100.0%	N/A
24	73.2%	96.0%	88.4%	100.0%	100.0%	100.0%
State	57.7%	85.5%	67.1%	98.8%	99.4%	95.9%

TABLE V
Ranking of Violent Death Rates
(Per Population / 1000)

Ranking	Dist	Mot Veh Acc/ Population	Dist	Non M-V Acc/ Population	Dist	Homicides/ Population	Dist	Suicides/ Population	Dist	Total Violent/ Population
1	8	0.380	16	0.815	9	0.131	16	0.210	16	1.328
2	3	0.361	20	0.568	4	0.129	7	0.208	8	1.017
3	23	0.259	6	0.547	11	0.105	18	0.200	21	0.985
4	7	0.233	13	0.439	10	0.090	14	0.191	18	0.958
5	13	0.223	18	0.435	15	0.085	6	0.187	3	0.926
6	10	0.217	21	0.435	21	0.081	3	0.180	20	0.898
7	16	0.210	8	0.414	16	0.079	21	0.176	7	0.840
8	14	0.208	19	0.400	13	0.075	5	0.168	1	0.830
9	2	0.193	17	0.386	6	0.063	1	0.167	13	0.815
10	1	0.192	15	0.374	2	0.058	19	0.158	6	0.811
11	5	0.184	12	0.365	17	0.056	4	0.157	14	0.806
12	6	0.181	7	0.356	3	0.054	13	0.157	15	0.774
13	18	0.180	5	0.356	14	0.054	22	0.151	4	0.756
14	9	0.177	14	0.346	18	0.049	15	0.143	19	0.754
15	15	0.173	1	0.309	12	0.046	23	0.142	12	0.721
16	21	0.167	22	0.277	7	0.045	12	0.142	5	0.720
17	4	0.150	4	0.276	1	0.045	8	0.142	2	0.709
18	19	0.149	2	0.270	19	0.043	10	0.141	17	0.686
19	11	0.128	10	0.261	5	0.042	20	0.138	9	0.673
20	12	0.107	3	0.259	24	0.040	17	0.134	22	0.621
21	22	0.090	9	0.243	23	0.037	9	0.123	11	0.594
22	20	0.090	11	0.211	8	0.037	2	0.121	23	0.572
23	17	0.076	24	0.162	22	0.024	24	0.110	10	0.528
24	24	0.059	23	0.156	20	0.021	11	0.103	24	0.324

Rank	Violent Deaths	District	Geographical Area of Florida with Population Ranking (#)
1	1,408	11	Miami (#1)
2	1,384	6	St. Petersburg (#4)
3	1,180	17	Ft. Lauderdale (#2)
4	1,095	13	Tampa (#6)
5	1,079	15	Palm Beach (#5)
6	963	9	Orlando (#3)
7	873	4	Jacksonville (#7)
8	786	5	Leesburg (#8)
9	588	21	Ft. Myers (#12)
10	533	1	Pensacola (#11)
11	517	10	Lakeland (#10)
12	507	12	Sarasota (#9)
13	497	18	Melbourne (#14)
14	454	19	Ft. Pierce (#13)
15	441	7	Daytona Beach (#15)
16	397	8	Gainesville (#18)
17	273	20	Naples (#20)
18	271	2	Tallahassee (#17)
19	246	14	Panama City (#21)
20	209	23	St. Augustine (#19)
21	163	24	Sanford (#16)
22	153	3	Live Oak (#22)
23	101	16	Florida Keys (#24)
24	92	22	Port Charlotte (#23)
State	14,210		

Dist	Deaths/Population	Autopsies/Total Deaths	Autopsies/Population
1	0.87%	0.072	0.631
2	0.68%	0.118	0.799
3	0.93%	0.116	1.077
4	0.87%	0.097	0.844
5	1.23%	0.064	0.779
6	1.23%	0.079	0.967
7	1.18%	0.087	1.022
8	1.03%	0.124	1.285
9	0.65%	0.133	0.864
10	0.93%	0.090	0.843
11	0.75%	0.105	0.787
12	1.14%	0.073	0.834
13	0.84%	0.130	1.090
14	0.97%	0.075	0.726
15	1.04%	0.091	0.938
16	0.73%	0.259	1.893
17	0.81%	0.087	0.706
18	1.01%	0.095	0.951
19	1.02%	0.098	1.003
20	0.84%	0.072	0.607
21	0.87%	0.106	0.923
22	1.31%	0.057	0.754
23	0.72%	0.089	0.643
24	0.64%	0.082	0.528
State	0.91%	0.094	0.857

TABLE VIII

Fifteen Year Comparison of SIDS Deaths

Dist	1994	1995	1996	1997	1998	1999	2000	2001	2002	2003	2004	2005	2006	2007	2008
1	11	3	9	7	6	8	2	5	2	6	2	3	3	0	0
2	8	5	2	6	3	6	2	1	0	2	2	0	2	0	4
3	4	2	1	2	3	1	3	1	0	1	1	1	0	0	2
4	10	13	12	10	11	8	15	7	6	9	7	8	4	3	5
5	6	5	6	7	1	9	1	6	3	2	2	8	1	2	0
6	11	6	14	16	6	7	7	0	0	0	0	0	0	0	0
7	4	1	7	2	4	4	6	4	2	2	4	7	5	1	2
8	5	5	5	4	6	5	3	3	6	8	7	0	5	2	9
9	18	9	12	13	9	13	3	11	17	11	8	12	10	6	5
10	10	11	10	14	8	15	10	3	5	7	7	0	0	1	0
11	18	19	18	8	11	9	8	0	4	2	0	2	5	4	1
12	5	4	0	3	1	0	1	1	1	0	0	0	2	2	1
13	10	13	12	10	16	13	10	13	10	4	6	7	5	8	7
14	1	1	7	1	1	2	0	0	1	0	0	0	0	0	1
15	5	7	10	3	2	2	1	1	3	2	1	2	0	2	0
16	0	1	0	0	0	1	0	1	1	0	0	0	0	0	0
17	10	13	2	7	10	4	10	9	2	8	5	3	5	5	2
18	10	5	4	3	1	0	5	1	1	1	1	2	1	0	0
19	5	5	7	3	3	2	2	2	4	0	2	4	2	8	1
20	3	1	2	0	2	0	1	1	0	2	2	2	2	1	2
21	1	6	3	8	6	2	5	2	1	3	3	2	1	1	1
22	0	2	0	0	1	0	2	1	1	1	0	2	0	0	1
23	2	3	6	7	2	0	3	1	0	2	2	7	4	4	5
24	3	4	2	3	2	7	2	6	3	0	2	4	1	1	1
State	160	144	151	137	115	118	102	80	73	73	64	76	58	51	50

TABLE IX

Fifteen Year Comparison of Violent Death Rates

Dist	1994	1995	1996	1997	1998	1999	2000	2001	2002	2003	2004	2005	2006	2007	2008
1	0.581	0.564	0.597	0.583	0.574	0.517	0.576	0.664	0.714	0.763	0.787	0.867	0.831	0.811	0.805
2	0.615	0.634	0.615	0.541	0.572	0.554	0.688	0.530	0.621	0.359	0.560	0.736	0.640	0.634	0.625
3	0.802	0.689	0.670	0.723	0.681	0.660	0.749	0.690	0.976	0.773	0.848	0.981	0.910	0.990	0.975
4	0.638	0.613	0.609	0.589	0.598	0.620	0.634	0.703	0.740	0.743	0.793	0.802	0.792	0.842	0.835
5	0.676	0.685	0.618	0.648	0.702	0.587	0.702	0.784	0.796	0.755	0.711	0.792	0.782	0.699	0.690
6	0.565	0.644	0.582	0.615	0.597	0.642	0.647	0.721	0.766	0.805	0.846	0.825	0.893	0.909	0.910
7	0.673	0.663	0.626	0.716	0.705	0.724	0.652	0.670	0.814	0.769	0.838	0.867	0.810	0.823	0.818
8	0.694	0.743	0.698	0.696	0.718	0.672	0.733	0.705	0.802	0.947	0.905	1.072	1.049	1.170	1.151
9	0.639	0.669	0.657	0.582	0.691	0.664	0.621	0.655	0.615	0.617	0.695	0.730	0.721	0.702	0.693
10	0.538	0.626	0.578	0.604	0.590	0.614	0.622	0.641	0.669	0.665	0.788	0.569	0.764	0.663	0.657
11	0.705	0.730	0.720	0.684	0.670	0.648	0.598	0.585	0.615	0.586	0.584	0.608	0.621	0.611	0.607
12	0.500	0.584	0.599	0.547	0.557	0.559	0.627	0.634	0.554	0.689	0.731	0.763	0.753	0.746	0.737
13	0.776	0.783	0.729	0.743	0.793	0.818	0.795	0.797	0.896	0.879	0.847	0.864	0.908	0.908	0.902
14	0.658	0.748	0.744	0.603	0.767	0.669	0.847	0.884	0.863	0.891	0.844	0.845	0.927	0.937	0.920
15	0.651	0.614	0.641	0.623	0.651	0.659	0.660	0.700	0.691	0.789	0.774	0.792	0.833	0.904	0.904
16	0.960	0.815	0.943	1.003	0.909	1.126	0.741	1.464	1.085	1.242	1.120	1.226	1.180	1.279	1.328
17	0.597	0.613	0.636	0.638	0.596	0.625	0.544	0.609	0.649	0.641	0.646	0.693	0.666	0.675	0.677
18	0.527	0.640	0.618	0.576	0.595	0.583	0.701	0.750	0.888	0.872	0.848	1.002	0.981	0.880	0.874
19	0.686	0.677	0.604	0.575	0.650	0.622	0.675	0.858	0.867	0.897	0.951	0.827	0.835	0.764	0.754
20	0.731	0.815	0.736	0.890	0.787	0.797	0.704	0.756	0.836	0.838	0.865	0.941	0.946	0.872	0.874
21	0.868	0.772	0.822	0.834	0.874	0.927	0.912	0.956	0.941	0.929	1.082	1.113	1.047	0.993	0.979
22	0.368	0.556	0.518	0.442	0.394	0.497	0.551	0.505	0.485	0.507	0.682	0.669	0.605	0.620	0.615
23	0.653	0.723	0.625	0.759	0.738	0.735	0.723	0.630	0.694	0.680	0.695	0.649	0.624	0.663	0.645
24	0.284	0.278	0.334	0.370	0.459	0.342	0.318	0.299	0.335	0.385	0.357	0.335	0.081	0.409	0.408
State	0.635	0.657	0.643	0.636	0.652	0.647	0.647	0.682	0.715	0.721	0.748	0.772	0.773	0.775	0.770

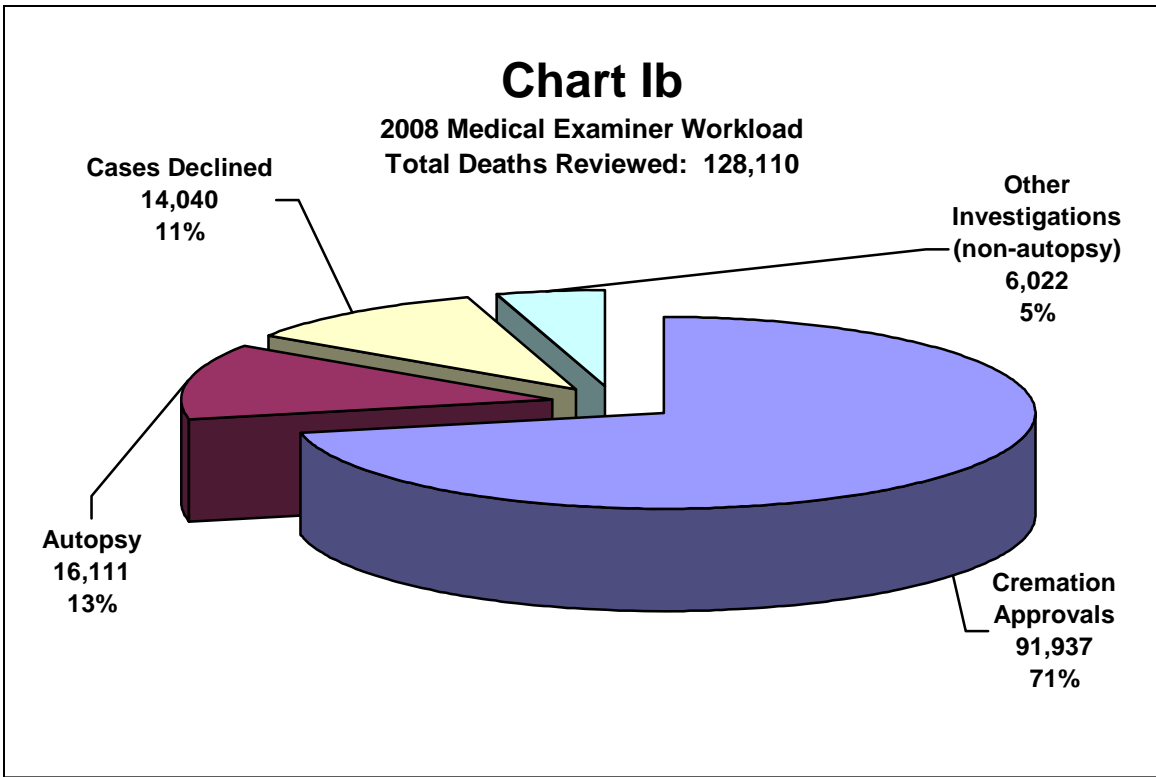
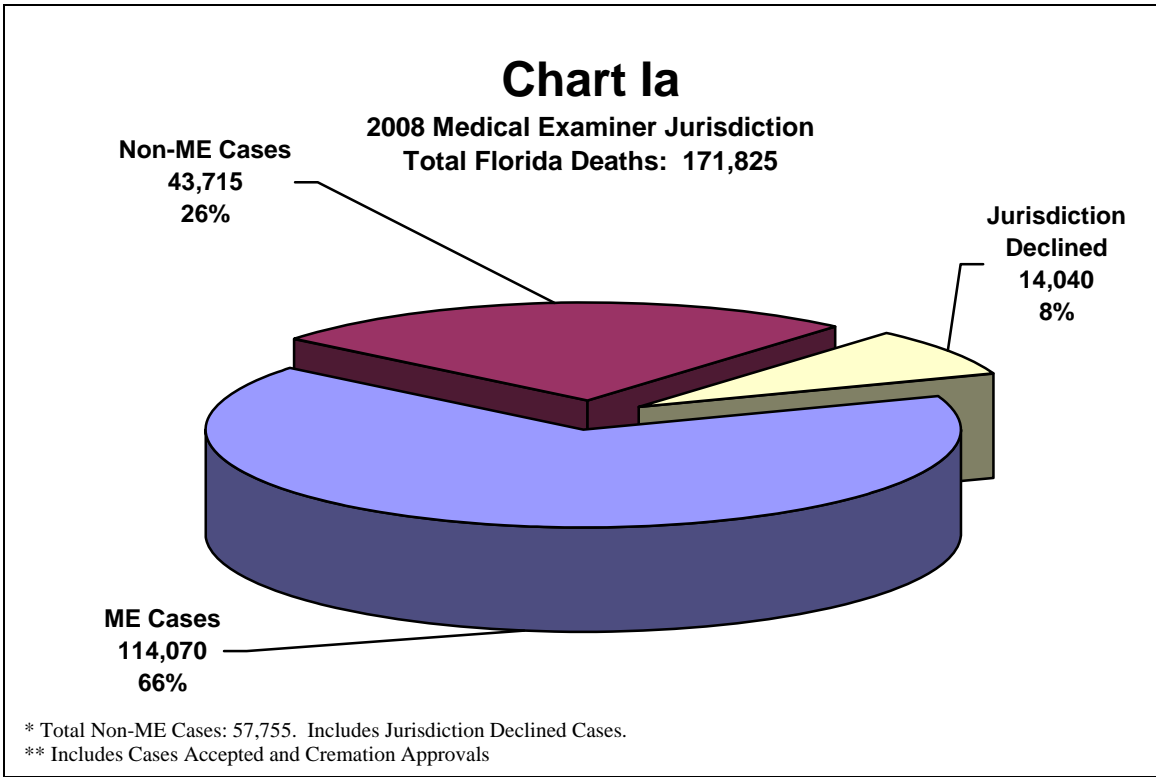


Chart IIa

2008

Violent vs. Non-Violent Deaths
Total Florida Deaths: 171,825

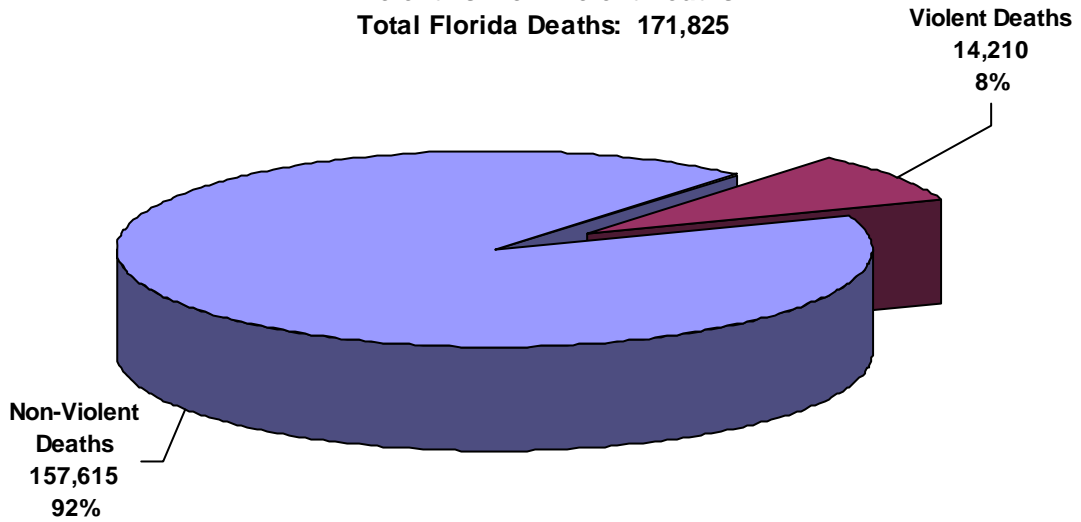
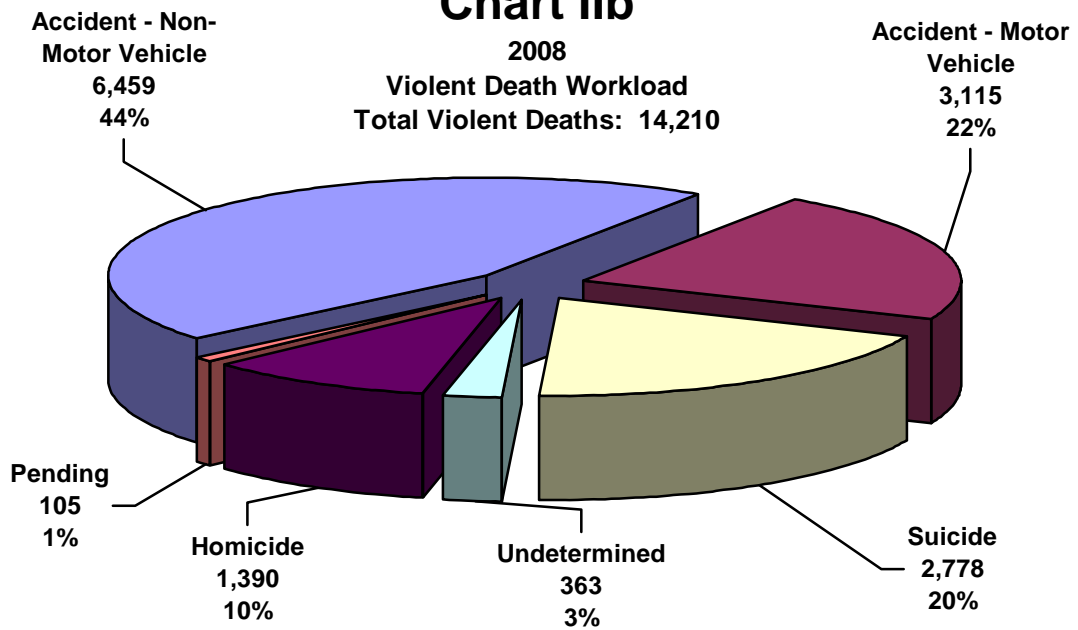


Chart IIb

2008

Violent Death Workload
Total Violent Deaths: 14,210



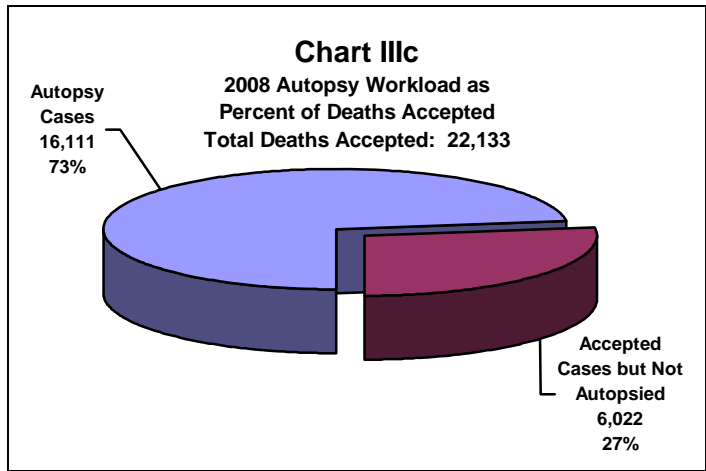
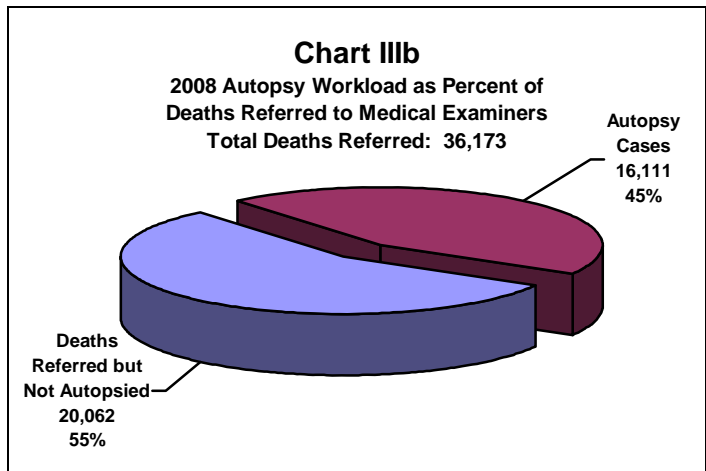
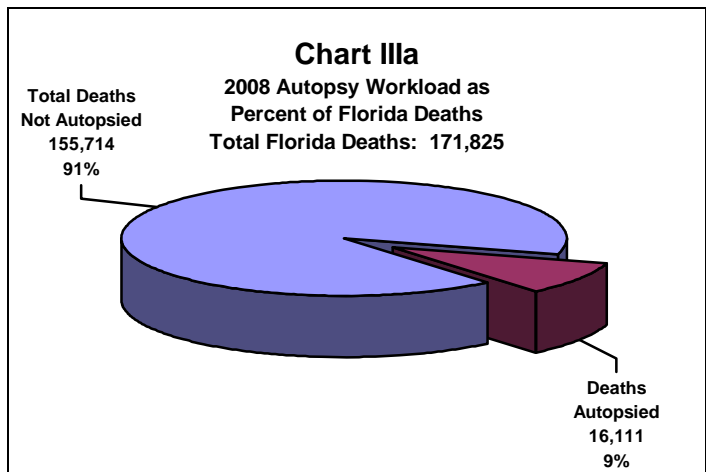


Chart IVa
Workload by Depth of Examinations
Homicide

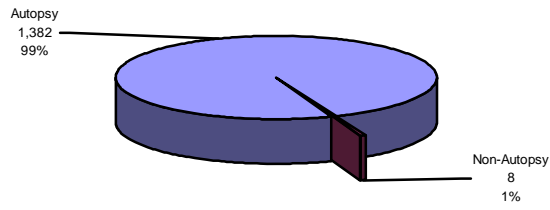


Chart IVb
Workload by Depth of Examinations
Suicide

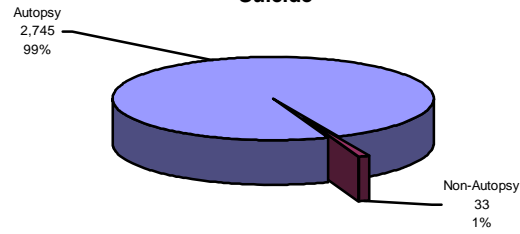


Chart IVc
Workload by Depth of Examinations
Undetermined

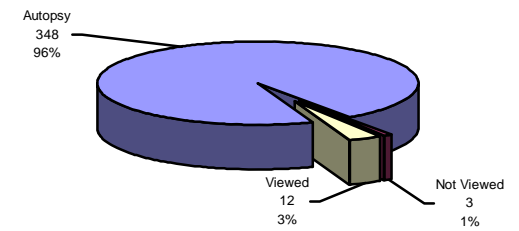


Chart IVd
Workload by Depth of Examinations
Accident: Motor Vehicle

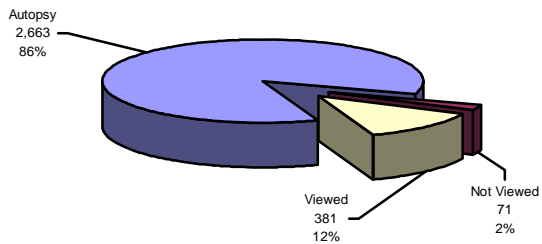


Chart IVe
Workload by Depth of Examinations
Accident: Non-Motor Vehicle

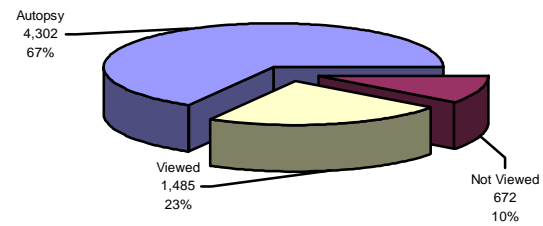


Chart IVf
Workload by Depth of Examinations
Natural

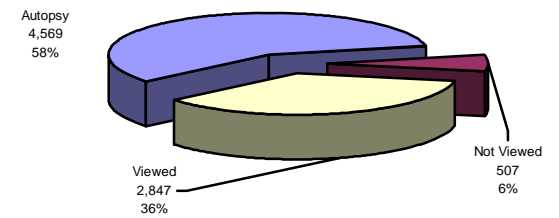
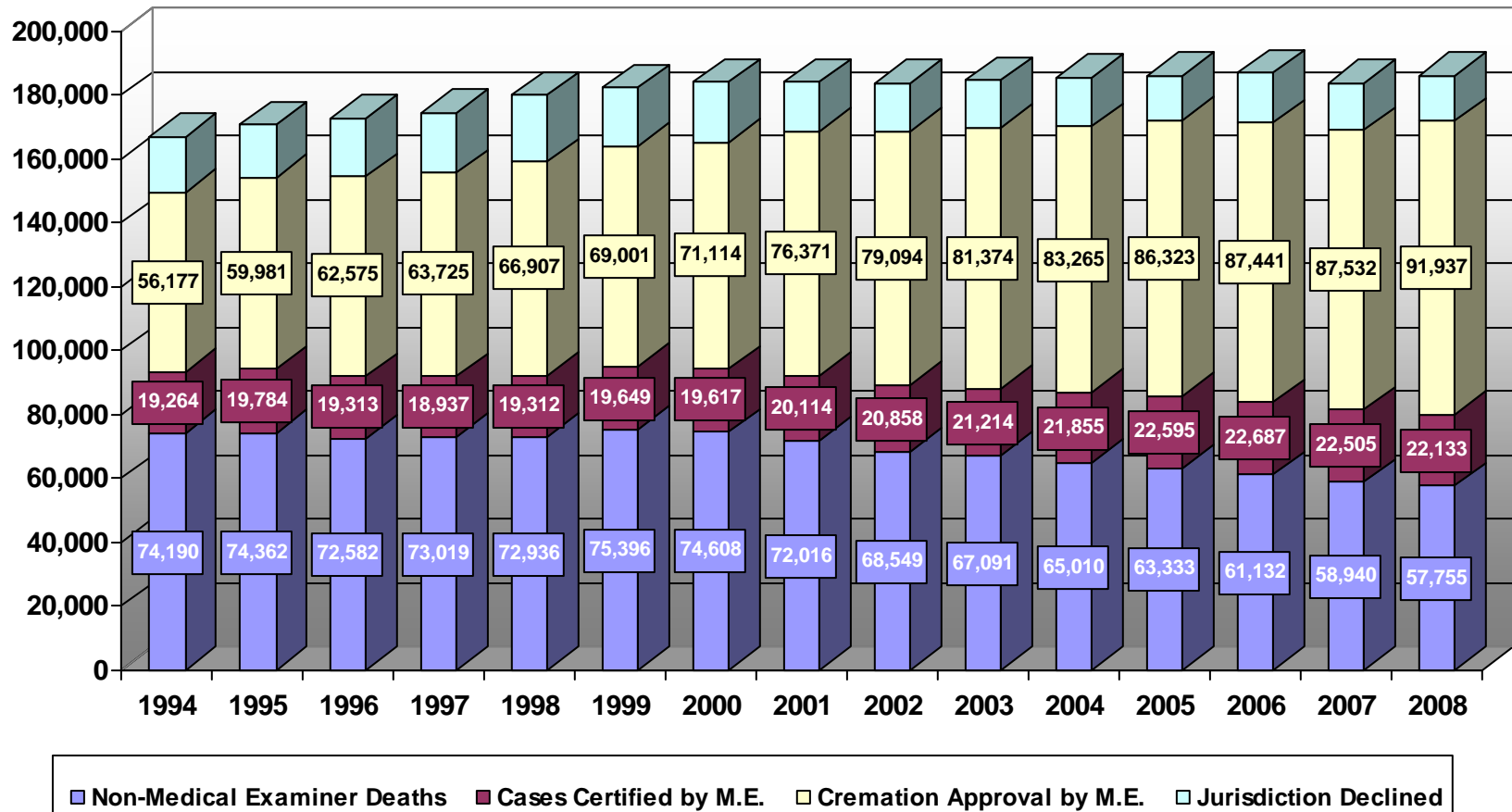


Chart V

Historical Workload Cases Referred to Medical Examiners 1994-2008



MEDICAL EXAMINERS COMMISSION

Bruce A. Hyma, M.D.
Chairman

District 11 Medical Examiner
 Number One on Bob Hope Road
 Miami, Florida 33136-1133
 (305) 545-2425
 FAX: (305) 545-2412
e-mail: bahyma@miamidade.gov

Russell S. Vega, M.D.

District 12 Medical Examiner
 2001 Siesta Drive, Suite 302
 Sarasota, Florida 34239
 (941) 361-6909
 FAX: (941) 361-6914
e-mail: rvega@fldist12me.com

Honorable Grady C. Judd, Jr.

Sheriff, Polk County
 455 North Broadway Avenue
 Bartow, Florida 33830-3916
 (863) 534-6647
 FAX: (863) 534-6390
e-mail: gjudd@polksheiff.org

Jon C. Thomas, L.F.D.

Funeral Director
 Forest Meadows Funeral Home & Cemeteries
 2615 N.E. 17th Terrace
 Gainesville, Florida 32609
 (352) 372-1447
 FAX: (352) 377-6446
e-mail: jcthomas@thomaspierce.com

Vacant**County Commissioner Representative****Vacant****State Attorney Representative****Honorable James S. Purdy, J.D.**

Public Defender, 7th Judicial Circuit
 251 North Ridgewood Avenue
 Daytona Beach, Florida 32114
 (386) 239-7730
 FAX: (386) 239-7702
e-mail: purdy.james@pd7.org

Robert J. Krauss, J.D.

Chief - Assistant Attorney General
 Bureau Chief, Tampa Criminal Appeals
 3507 East Frontage Road, Suite 200
 Tampa, Florida 33607-7013
 (813) 287-7900
 FAX: (813) 281-5500
e-mail: bob.krauss@myfloridalegal.com

Kenneth T. Jones

Deputy State Registrar
 Office of Vital Statistics
 Post Office Box 210
 Jacksonville, Florida 32231
 (904) 359-6900 xt. 1001
 FAX: (904) 359-6931
e-mail: Ken_Jones@doh.state.fl.us

STAFF

Medical Examiners Commission
 Florida Department of Law Enforcement
 2331 Phillips Road (32308)
 Post Office Box 1489
 Tallahassee, Florida 32302
 (850) 410-8600
 FAX: (850) 410-8621

Bureau Chief Vickie Gardner (410-8600)
vickiegardner@fdle.state.fl.us

Government Analyst II Doug Culbertson (410-8609)
dougculbertson@fdle.state.fl.us

Government Analyst I Branch Ocampo (410-8608)
branchocampo@fdle.state.fl.us

Administrative Assistant Debbie Turvaville (410-8610)
debbieturvaville@fdle.state.fl.us

FLORIDA DISTRICT MEDICAL EXAMINERS

District 1

Andrea N. Minyard, M.D.
5151 North 9th Avenue
Pensacola, Florida 32504
Dir of Ops Jeff Martin
(850) 416-7200
FAX: (850) 416-6475
e-mail: anminyard@aol.com

District 2

David T. Stewart, M.D.
Post Office Box 14389
Tallahassee, Florida 32317
ME Secretary Lucy Bean
(850) 942-7473
FAX: (850) 877-0384
e-mail: stew@polaris.net

District 3

Dixie Co. ME Service by Dt. 8
Madison Co. ME Service by Dt. 2
Remaining Co.'s Service by Dt. 4

District 4

Margarita Arruza, M.D.
2100 Jefferson Street
Jacksonville, Florida 32206
Operations Mgr Terri McCrackin
(904) 630-0977
FAX: (904) 630-0964
e-mail: MArruza@coj.net

District 5

Barbara C. Wolf, M.D.
Interim Medical Examiner
809 Pine Street
Leesburg, Florida 34748
Dir of Ops Michael Sanders
(352) 326-5961
FAX: (352) 365-6438
e-mail: michael.sanders@marioncountyfl.org

District 6

Jon R. Thogmartin, M.D.
10900 Ulmerton Road
Largo, Florida 33778
Chief Inv Damon Breton
(727) 582-6800
FAX: (727) 582-6820
e-mail: dbreton@co.pinellas.fl.us

District 7

Marie A. Herrmann, M.D.
1360 Indian Lake Road
Daytona Beach, FL 32124-1001
Dir of Ops Barry Appleby
(386) 258-4060
FAX: (386) 258-4061
e-mail: bappleby@co.volusia.fl.us

District 8

William F. Hamilton, M.D.
606 S.W. 3rd Avenue
Gainesville, Florida 32601
Dir of Ops Larry Bedore
(352) 733-0340
FAX: (352) 371-3291
e-mail: bedore@pathology.ufl.edu

District 9

Jan C. Garavaglia, M.D.
1401 Lucerne Terrace
Orlando, Florida 32806
Forensic Coord. Sheri Blanton
(407) 836-9400
FAX: (407) 836-9450
e-mail: Sheri.Blanton@ocfl.net

District 10

Stephen J. Nelson, M.A., M.D.
1021 Jim Keene Boulevard
Winter Haven, Florida 33880
Ofc Mgr Sheli Wilson
(863) 298-4600
FAX: (863) 298-5264
e-mail: StephenNelson@polk-county.net

District 11

Bruce A. Hyma, M.D.
Number One on Bob Hope Road
Miami, Florida 33136-1133
Dir of Ops Larry Cameron
(305) 545-2400
FAX: (305) 545-2412
e-mail: BAHyma@MiamiDade.gov

District 12

Russell S. Vega, M.D.
2001 Siesta Drive, Suite 302
Sarasota, Florida 34239
Dir of Ops Pamela Simpson
(941) 361-6909
FAX: (941) 361-6914
email: rveqa@fldist12me.com

District 13

Vernard I. Adams, M.D.
11025 North 46th Street
Tampa, Florida 33617
Dir of Ops Richard L. Bailey
(813) 914-4500
FAX: (813) 914-4594
e-mail: adamsv@hillsboroughcounty.org

District 14

Michael Hunter, M.D.
3737 Frankford Avenue
Panama City, Florida 32405
ME Secretary June Williams
(850) 747-5740
FAX: (850) 747-5745
e-mail: dist14@gmail.com

District 15

Michael D. Bell, M.D.
3126 Gun Club Road
West Palm Beach, Florida 33406
Mgr MEO Ops. Anthony Mead
(561) 688-4575
FAX: (561) 688-4588
e-mail: mbell@pbcgov.com

District 16

E. Hunt Scheuerman, M.D.
Interim Medical Examiner
P. O. Box 523207
Marathon Shores, Florida 33052
Dir of Ops Gary McCoullough
(305) 743-9011
FAX: (305) 743-9013
e-mail: wthh929@aol.com

District 17

Joshua A. Perper, M.D., LL.B.
5301 S.W. 31st Avenue
Ft. Lauderdale, Florida 33312
Div Admin Asst Sherri Baker
(954) 327-6500
FAX: (954) 327-6580
e-mail: jperper@broward.org

District 18

Sajid S. Qaiser, M.D.
1750 Cedar Street
Rockledge, Florida 32955
Program Manager Nancy Slater
(321) 633-1981
FAX: (321) 633-1986
e-mail: sajid.qaiser@brevardcounty.us

District 19

Roger E. Mittleman, M.D.
2500 South 35th Street
Ft. Pierce, Florida 34981
Admin Mgr Lydia Cason
(772) 464-7378
FAX: (772) 464-2409
e-mail: lcason@irsc.edu

District 20

Marta U. Coburn, M.D.
3838 Domestic Avenue
Naples, Florida 34104
Investigator April Wilson
(239) 434-5020
FAX: (239) 434-5027
e-mail: naplesme@collierqov.net

District 21

Rebecca A. Hamilton, M.D.
70 Danley Drive
Ft. Myers, Florida 33907
Admin Mgr Patti Wheaton
(239) 277-5020
FAX: (239) 277-5017
e-mail: pvwheaton@leeqov.com

District 22

Riazul H. Imami, M.D., Ph.D.
18130 Paulson Drive
Pt. Charlotte, Florida 33954
Office Mgr Penny Fulton
(941) 625-1111
FAX: (941) 627-0995
e-mail: ai786@aol.com

District 23

Terrence R. Steiner, M.D.
4501 Avenue A
St. Augustine, Florida 32095
Office Mgr Koni Rogers
(904) 209-0820
FAX: (800) 255-8617
e-mail: medex23@co.st-johns.fl.us

District 24

Marie A. Herrmann, M.D.
1360 Indian Lake Road
Daytona Beach, FL 32124-1001
Dir of Ops Barry Appleby
(386) 258-4060
FAX: (386) 258-4061
e-mail: bappleby@co.volusia.fl.us

APPENDIX 3

FLORIDA ASSOCIATE MEDICAL EXAMINERS

District 1

(Michael D. Bell, M.D.)
(Wilson A. Broussard, M.D.)
(Frederick P. Hobin, M.D.)
(Michael Hunter, M.D.)

District 2

Anthony J. Clark, M.D.
David J. Dolson, M.D.
Lynn H. Dolson, M.D.
Lisa M. Flannagan, M.D.
Jerry L. Harris, M.D.
John P. Mahoney, M.D.
Charles F. Manning, M.D.
Margaret Havens Neal, M.D.
L. Stephen Sarbeck, M.D.
Stephen L. Sgan, M.D.
Benjamin M. Turner, M.D.

District 3

Dixie Co. ME Service by Dist. 8
Madison Co. ME Service by Dist. 2
Remaining Co.'s Service by Dist. 4

District 4

Jessie C. Giles, M.D.
Aurelian Nicolaescu, M.D.
Valerie J. Rao, M.D.
(E. Hunt Scheuerman, M.D.)

District 5

Wendy A. Lavezzi, M.D.
(Susan S. Ignacio, M.D.)
(Wayne D. Kurz, M.D.)
(Noel A. Palma, M.D.)
(Jon R. Thogmartin, M.D.)
(Joshua D. Stephany, M.D.)
(Christopher I. Wilson, M.D.)

District 6

Susan S. Ignacio, M.D.
Wayne D. Kurz, M.D.
Noel A. Palma, M.D.
Christopher I. Wilson, M.D.
(Wilson A. Broussard, M.D.)
(Wendy A. Lavezzi, M.D.)
(Jacqueline A. Lee, M.D.)
(Stephen J. Nelson, M.D.)
(Suzanne R. Utley, M.D.)
(Barbara C. Wolf, M.D.)

District 7

Predrag Bulic, M.D.
Cameron F. Snider, M.D.
(Frederick P. Hobin, M.D.)

District 8

Martha J. Burt, M.D.
William H. Donnelly, M.D.
Carolyn M. Hopkins, M.D.
(Wendy A. Lavezzi, M.D.)
(Roger E. Mittleman, M.D.)
(Stephen J. Nelson, M.D.)
(Cameron Snider, M.D.)
(Terrence R. Steiner, M.D.)
(Jon R. Thogmartin, M.D.)
(Barbara C. Wolf, M.D.)

District 9

Marie H. Hansen, M.D.
Sara H. Irrgang, M.D.
Joshua D. Stephany, M.D.
Gary L. Utz, M.D.
(Wendy Lavezzi, M.D.)
(George D. Leidel, M.D.)
(Stephen J. Nelson, M.D.)
(Sajid Qaiser, M.D.)
(Vera Volnikh, M.D.)
(Barbara Wolf, M.D.)

District 10

George D. Leidel, M.D.
Vera Volnikh, M.D.
(Jay S. Barnhart, M.D.)
(Susan S. Ignacio, M.D.)
(Wayne D. Kurz, M.D.)
(Roger E. Mittleman, M.D.)
(Noel A. Palma, M.D.)
(Jon R. Thogmartin, M.D.)
(Christopher I. Wilson, M.D.)

District 11

Glen K. Axelson, D.O.
David Fintan Garavan, M.D.
Peter A. Gillespie, M.D.
Kenneth D. Hutchins, M.D.
Emma O. Lew, M.D.
Marlon S. Osbourne, M.D.
Jennifer Park, D.O.

Jolie R. Rodriguez, M.D.
Eva Gyori Schiff, M.D.
Mark J. Shuman, M.D.
(Michael D. Bell, M.D.)
(Iouri G. Boiko, M.D., Ph.D.)
(Manfred Borges, M.D.)
(Stephen J. Cina, M.D.)
(Marta Coburn, M.D.)
(Lance G. Davis, M.D.)
(Reinhard W. Motte, M.D.)
(Linda R. O'Neil, M.D.)
(Joshua A. Perper, M.D.)
(E. Hunt Scheuerman, M.D.)
(Khalil Wardak, M.D.)

District 12

Wilson A. Broussard, M.D.
Suzanne R. Utley-Bobak, M.D.
(Laura S. Hair, M.D.)
(Frederick P. Hobin, M.D.)
(Robert R. Pfalzgraf, M.D.)
(Daniel L. Schultz, M.D.)

District 13

Elsie F. Arbefeville, M.D.
Leszek Chrostowski, M.D.
Laura S. Hair, M.D.
Jacqueline A. Lee, M.D.
Mary K. Mainland, M.D.

District 14

(Andrea N. Minyard, M.D.)
(Cameron F. Snider, M.D.)

District 15

Gertrude M. Juste, M.D.
Reinhard W. Motte, M.D.
(Glen K. Axelson, D.O.)
(Iouri G. Boiko, M.D., Ph.D.)
(Stephen J. Cina, M.D.)
(Lance Davis, M.D.)
(David F. Garavan, M.D., Ph.D.)
(Peter A. Gillespie, M.D.)
(Stuart M. Graham, M.D.)
(Kenneth D. Hutchins, M.D.)
(Bruce A. Hyma, M.D.)
(Emma O. Lew, M.D.)
(Roger E. Mittleman, M.D.)
(Erik K. Mont, M.D.)
(Linda R. O'Neil, M.D.)
(Marlon S. Osbourne, M.D.)
(Jennifer Park, D.O.)
(Joshua A. Perper, M.D., LL.B., M.Sc.)
(Jolie R. Rodriguez, M.D.)
(Mark J. Shuman, M.D.)
(Khalil Wardak, M.D.)

District 16

(Glen K. Axelson, D.O.)
(Stephen J. Cina, M.D.)
(David F. Garavan, M.D., Ph.D.)
(Peter A. Gillespie, M.D.)
(Kenneth D. Hutchins, M.D.)
(Bruce A. Hyma, M.D.)
(Emma O. Lew, M.D.)
(Erik K. Mont, M.D.)
(Marlon S. Osbourne, M.D.)
(Jolie R. Rodriguez, M.D.)
(Mark J. Shuman, M.D.)

District 17

Iouri G. Boiko, M.D., Ph.D.
Stephen J. Cina, M.D.
Lance G. Davis, M.D.
Khalil Wardak, M.D.
(Glen K. Axelson, D.O.)
(Michael D. Bell, M.D.)
(Satish Chundru, D.O.)
(Ray Fernandez, M.D.)
(David F. Garavan, M.D., Ph.D.)
(Peter A. Gillespie, M.D.)
(Kenneth Hutchins, M.D.)
(Bruce A. Hyma, M.D.)
(Gertrude M. Juste, M.D.)
(Emma O. Lew, M.D.)
(Erik K. Mont, M.D.)
(Reinhard W. Motte, M.D.)
(Linda R. O'Neil, M.D.)
(Marlon S. Osbourne, M.D.)
(Jolie R. Rodriguez, M.D.)
(Mark J. Shuman, M.D.)
(Wendolyn Sneed, M.D.)

District 18

Krzysztof Podjaski, M.D.
(Roger E. Mittleman, M.D.)

District 19

Jay S. Barnhart, M.D.
Linda Rush O'Neil, M.D.
(Michael D. Bell, M.D.)
(Stuart M. Graham, M.D.)
(Frederick P. Hobin, M.D.)
(Stephen J. Nelson, M.D.)
(Mark J. Shuman, M.D.)
(Sajid Qaiser, M.D.)

District 20

Manfred Borges, Jr., M.D.
(Glen K. Axelson, D.O.)
(David F. Garavan, M.D., Ph.D.)
(Peter A. Gillespie, M.D.)
(Rebecca A. Hamilton, M.D.)
(Kenneth D. Hutchins, M.D.)
(Bruce A. Hyma, M.D.)
(Emma O. Lew, M.D.)
(Erik K. Mont, M.D.)
(Marlon S. Osbourne, M.D.)
(Jolie R. Rodriguez, M.D.)
(Mark J. Shuman, M.D.)

District 21

Robert Pfalzgraf, M.D.
(Manfred C. Borges, M.D.)
(Marta U. Coburn, M.D.)
(Riazul H. Imami, M.D., Ph.D.)
(Wendolyn Sneed, M.D.)

District 22

Daniel L. Schultz, M.D.
Peter H. K. Tan, M.D.
(Manfred Borges, Jr., M.D.)
(Suzanne Utley, M.D.)
(Russell S. Vega, M.D.)

District 23

Wendy Ann Stroh, D.O.
(Frederick P. Hobin, M.D.)

District 24

(ME Services Covered by Dist. 7)

Florida Medical Examiner Districts

District 1

Escambia
Okaloosa
Santa Rosa
Walton

District 2

Franklin
Gadsden
Jefferson
Leon
Liberty
Taylor
Wakulla

District 3 *Covered by

Columbia *4
Dixie *8
Hamilton *4
Lafayette *4
Madison *2
Suwannee *4

District 4

Clay
Duval
Nassau
District 5
Citrus
Hernando
Lake
Marion
Sumter

District 6

Pasco
Pinellas

District 7

Volusia

District 8

Alachua
Baker
Bradford
Gilchrist
Levy
Union

District 9

Orange
Osceola

District 10

Hardee
Highlands
Polk

District 11

Dade

District 12

DeSoto
Manatee
Sarasota

District 13

Hillsborough

District 14

Bay
Calhoun
Gulf
Holmes
Jackson
Washington

District 15

Palm Beach

District 16

Monroe

District 17

Broward

District 18

Brevard

District 19

Indian River
Martin
Okeechobee
St. Lucie

District 20

Collier

District 21

Glades
Hendry
Lee

District 22

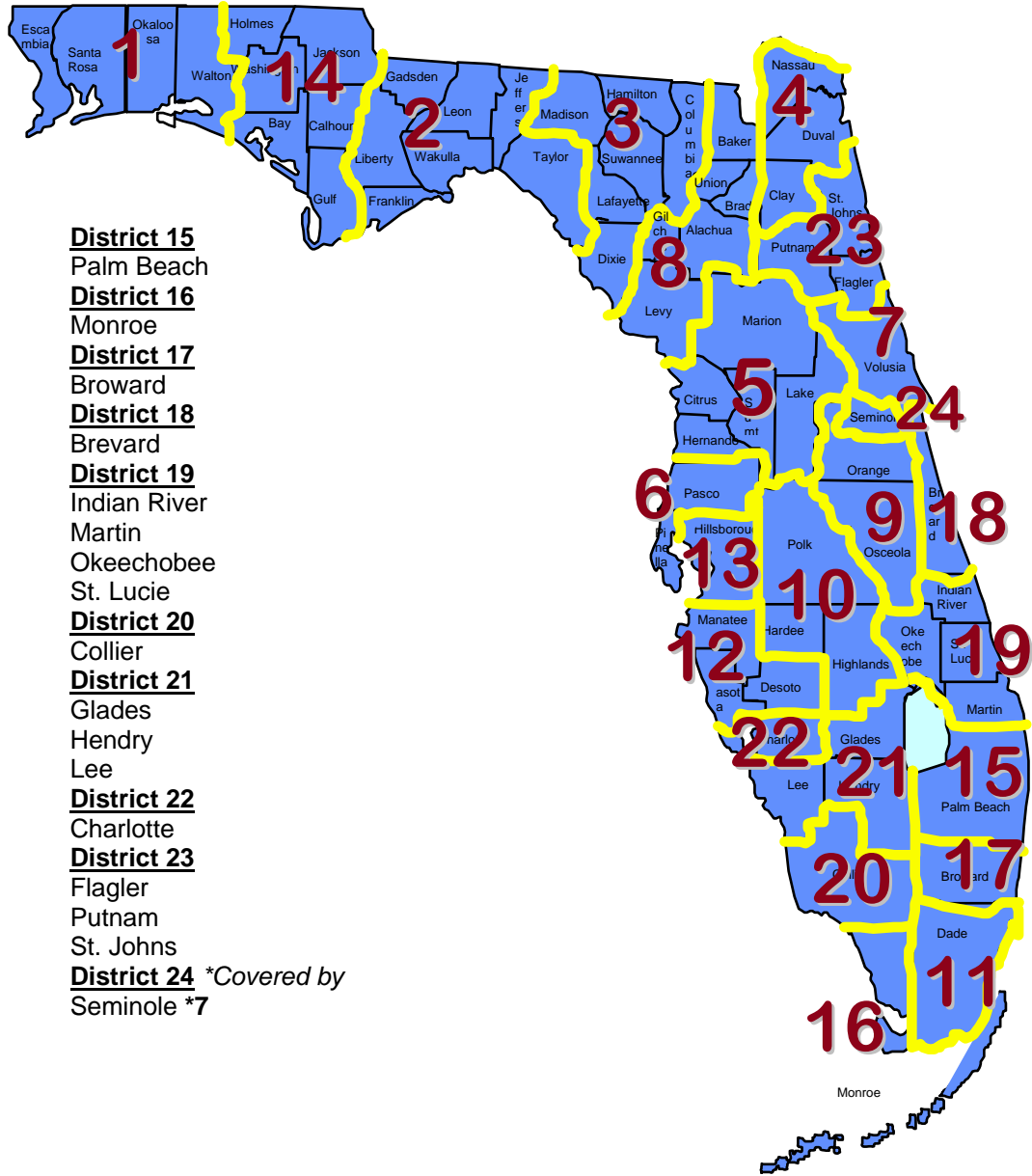
Charlotte

District 23

Flagler
Putnam
St. Johns

District 24 *Covered by

Seminole *7



APPENDIX 5

MEDICAL EXAMINERS COMMISSION

REPRESENTING	COMMISSIONER	APPOINTMENT	REAPPOINTMENT	TERM
Medical Examiners	Russell S. Vega, M.D.	2008	2012	2016
	Bruce A. Hyma, M.D.	2007	2011	2015
State Attorneys	Vacant	-	-	-
Public Defenders	James S. Purdy	2008	2009/2013	2017
County Commissions	Vacant	-	-	-
Sheriffs	Grady C. Judd, Jr.	2005	2009	2013
Funeral Home Industry	Jon C. Thomas	2008	2012	2016
Attorney General	Robert J. Krauss, J.D.	Standing appointment with no term		
Department of Health	Kenneth T. Jones	Standing appointment with no term		

APPENDIX 6

**DISTRICT MEDICAL EXAMINER
THREE YEAR TERM SCHEDULES**

DISTRICT	NEXT THREE TERM YEARS		
1	2009	2012	2015
2	2009	2012	2015
3	2009	2012	2015
4	2009	2012	2015
5	2009	2012	2015
6	2009	2012	2015
7	Home Rule Authority Began 1997		
8	2010	2013	2016
9	2010	2013	2016
10	2010	2013	2016
11	Home Rule Authority Began 1992		
12	2010	2013	2016
13	Home Rule Authority Began 1992		
14	2010	2013	2016
15	Home Rule Authority Began 1993		
16	2011	2014	2017
17	2011	2014	2017
18	2011	2014	2017
19	2011	2014	2017
20	2011	2014	2017
21	2011	2014	2017
22	2011	2014	2017
23	2011	2014	2017
24	2011	2014	2017



Medical Examiners Commission

www.fdle.state.fl.us