


Drugs Identified in Deceased Persons by Florida Medical Examiners

2010 Interim Report



Data Collection

The Florida Department of Health, Office of Vital Statistics has recorded that approximately 89,800 deaths occurred in Florida during January through June 2010. Of these, the medical examiners reported on 4,150 drug-related deaths (whether the cause of death or merely present) through toxicology reports submitted to the Medical Examiners Commission. In order for a death to be considered “drug-related” there must be at least one drug identified in the decedent, which is a drug occurrence. The vast majority of these 4,150 cases involved more than one drug listed in the report.

The state’s medical examiners were asked to distinguish between the drugs being the “cause” of death or merely “present” in the body at the time of death. A drug is only indicated as the cause of death when, after examining all evidence and the autopsy and toxicology results, the medical examiner determines the drug played a causal role in the death. It is not uncommon for a decedent to have multiple drugs listed as a cause of death. When a medical examiner determines a drug is present or identifiable in the decedent, the drug may not have played a causal role in the death. It is not uncommon for a decedent to have multiple drugs listed as present. Because decedents often have multiple drugs listed as cause and/or present, drug occurrence data found within this report should not be aggregated.

Data was collected on the following drugs:

- ✓ Benzodiazepines (Alprazolam, Alpha-hydroxyalprazolam, Clonazepam, 7-Aminoclonazepam, Chlordiazepoxide, Desalkylflurazepam, Diazepam, Estazolam, Flunitrazepam, Flurazepam, Lorazepam, Midazolam, Nordiazepam, Oxazepam, Temazepam, Triazolam, and Alpha-hydroxytriazolam);
- ✓ Cannabinoids;
- ✓ Carisoprodol/Meprobamate;
- ✓ Cocaine;
- ✓ Ethyl Alcohol;
- ✓ Gamma-Hydroxybutyric Acid (GHB);
- ✓ Inhalants (Chlorodifluoromethane, Difluoroethane, Freon, Helium, Nitrous Oxide, and Toluene);
- ✓ Ketamine;
- ✓ Methylated Amphetamines (Amphetamines, Methamphetamine, MDMA (Ecstasy), MDA, MDEA, and Phentermine);
- ✓ Opioids (Buprenorphine, Codeine, Fentanyl, Heroin, Hydrocodone, Hydromorphone, Meperidine, Methadone, Morphine, Oxycodone, Oxymorphone, Propoxyphene, and Tramadol);
- ✓ Phencyclidine (PCP); and
- ✓ Zolpidem.

The Medical Examiners Commission began tracking Alpha-hydroxyalprazolam, Chlordiazepoxide, Chlorodifluoromethane, Clonazepam, 7-Aminoclonazepam, Desalkylflurazepam, Estazolam, Flurazepam, Lorazepam, Midazolam, Nordiazepam, Oxazepam, Temazepam, Triazolam, Alpha-hydroxytriazolam, Helium, Toluene, and Codeine in January 2010. The majority of these were included as “Other” drugs in 2009.

Cannabinoids are not a targeted assay in every medical examiner district; as a result, the occurrence of the drug is significantly under reported.

Pending cases are not included in this report.

Questions regarding this report can be directed to the Medical Examiners Commission Chairman, Bruce A. Hyma, M.D., or Commission staff.

Report Summary

Some general statewide trends for the first half of 2010 (January – June) are listed below.

- ✓ The four most frequently occurring drugs found in decedents were Ethyl Alcohol (1,831), all Benzodiazepines (1,700 including 986 Alprazolam occurrences), Oxycodone (1,117), and Cocaine (603).
- ✓ The drugs that caused the most deaths were Oxycodone (715), all Benzodiazepines (597 – includes 439 deaths caused by Alprazolam), Methadone (336), Ethyl Alcohol (270), and Cocaine (250).
- ✓ The four drugs where more than 50% of the deaths in which these drugs were found were caused by Heroin (83.3%), Methadone (75.5%), Oxycodone (64.0%) and Fentanyl (52.5%).
- ✓ The prescription drugs (Benzodiazepines, Carisoprodol/Meprobamate, Zolpidem, and all Opioids excluding Heroin) tracked through this report continued to be found more often than illicit drugs in both lethal (87%) and non-lethal (78%) levels. Prescription drugs account for 81% of all drug occurrences in this report when Ethyl Alcohol is excluded.
- ✓ Occurrences of Oxycodone (10.9%) and Hydrocodone (4.1%) increased when compared with the last six months of 2009. Also, deaths caused by Oxycodone (63 more than July-December 2009) and Hydrocodone (10 more than July-December 2009) increased.
- ✓ Heroin continues to be the most lethal drug named in this report. However, occurrences of Heroin have decreased by 40% and deaths caused by Heroin decreased by 40.5% when compared with the last six months of 2009.
- ✓ Methadone occurrences decreased by 4.1% and deaths caused by Methadone also decreased by 1.2%.
- ✓ Cocaine occurrences declined by 15.8% and deaths caused by Cocaine decreased by 11.3%.
- ✓ Alprazolam (Xanax) and Diazepam (Valium) dominate the Benzodiazepines category. Occurrences of Alprazolam increased by 1.0% and Diazepam decreased by 4.4% when compared with the last six months of 2009.
- ✓ Occurrences of Carisoprodol/Meprobamate (10.6%), all Methylated Amphetamine cases (11.0%), and Zolpidem (19.6%) increased when compared to July-December 2009.
- ✓ 2,579 individuals died with one or more prescription drugs in their system. The drugs were at both lethal and non-lethal levels. These drugs may have also been mixed with illicit drugs and alcohol.
- ✓ 1,268 individuals died with at least one prescription drug in their system that was, in the opinion of the medical examiner, the cause of death. These drugs may have been mixed with other prescription drugs, illicit drugs, and/or alcohol.

Medical Examiners Commission Members

Bruce A. Hyma, M.D.
District 11 Medical Examiner

Russell S. Vega, M.D.
District 12 Medical Examiner

Honorable Robert P. Peryam
Sheriff, Monroe County

Mr. Kenneth T. Jones
Department of Health, Office of Vital Statistics

Donna G. Hayes
Manatee County Commissioner

Honorable James S. Purdy, J.D.
Public Defender, 7th Judicial Circuit

Mr. Jon C. Thomas
Funeral Director, Forest Meadows Funeral Home & Cemeteries

Robert J. Krauss, J.D.
Office of the Attorney General

Honorable Jerry Hill
State Attorney, 10th Judicial Circuit

Medical Examiners Commission Staff- Florida Department of Law Enforcement

Post Office Box 1489
Tallahassee, Florida 32302
(850) 410-8600
FAX: (850) 410-8621
[MEC Website](#)

Bureau Chief & Staff Director Glen Hopkins
(850) 410-8600
glenhopkins@fdle.state.fl.us

Government Analyst I Branch Ocampo
(850) 410-8608
branchocampo@fdle.state.fl.us

Government Analyst II Doug Culbertson
(850) 410-8609
dougculbertson@fdle.state.fl.us

Administrative Assistant Debbie Turvaville
(850) 410-8610
debbieturvaville@fdle.state.fl.us

Table of Contents

Table or Chart	Page
Map of Florida Medical Examiner Districts	1
Summary of Drug-Related Deaths (January – June 2010)	2
Frequency of Occurrence of Drugs in Decedents (January – June 2010)	4
Drug Detected at Death: Cause vs. Present	5
Comparison of Last Half of 2009 & First Half of 2010 Drug-Related Deaths	8
Drug Caused Deaths (January 2009 – June 2010)	10
Alprazolam Deaths	11
Alprazolam Deaths by Age	12
Diazepam Deaths	13
Diazepam Deaths by Age	14
Oxycodone Deaths	15
Oxycodone Deaths by Age	16
Hydrocodone Deaths	17
Hydrocodone Deaths by Age	18
Methadone Deaths	19
Methadone Deaths by Age	20
Morphine Deaths	21
Morphine Deaths by Age	22
Propoxyphene Deaths	23
Propoxyphene Deaths by Age	24
Cocaine Deaths	25
Cocaine Deaths by Age	26
Heroin Deaths	27
Heroin Deaths by Age	28
Frequency of Occurrence of Other Benzodiazepines (January – June 2010)	29
Manners of Death for Cases Reported	30
Glossary	33

Florida Medical Examiner Districts

District 1

Escambia
Okaloosa
Santa Rosa
Walton

District 2

Franklin
Gadsden
Jefferson
Leon
Liberty
Taylor
Wakulla

District 3 *Covered by

Columbia *4
Dixie *8
Hamilton *4
Lafayette *4
Madison *2
Suwannee *4

District 4

Clay
Duval
Nassau

District 5

Citrus
Hernando
Lake
Marion
Sumter

District 6

Pasco
Pinellas

District 7

Volusia

District 8

Alachua
Baker
Bradford
Gilchrist
Levy
Union

District 9

Orange
Osceola

District 10

Hardee
Highlands
Polk

District 11

Dade

District 12

DeSoto
Manatee
Sarasota

District 13

Hillsborough

District 14

Bay
Calhoun
Gulf
Holmes
Jackson
Washington

District 15

Palm Beach

District 16

Monroe

District 17

Broward

District 18

Brevard

District 19

Indian River

Martin

Okeechobee

St. Lucie

District 20

Collier

District 21

Glades

Hendry

Lee

District 22

Charlotte

District 23

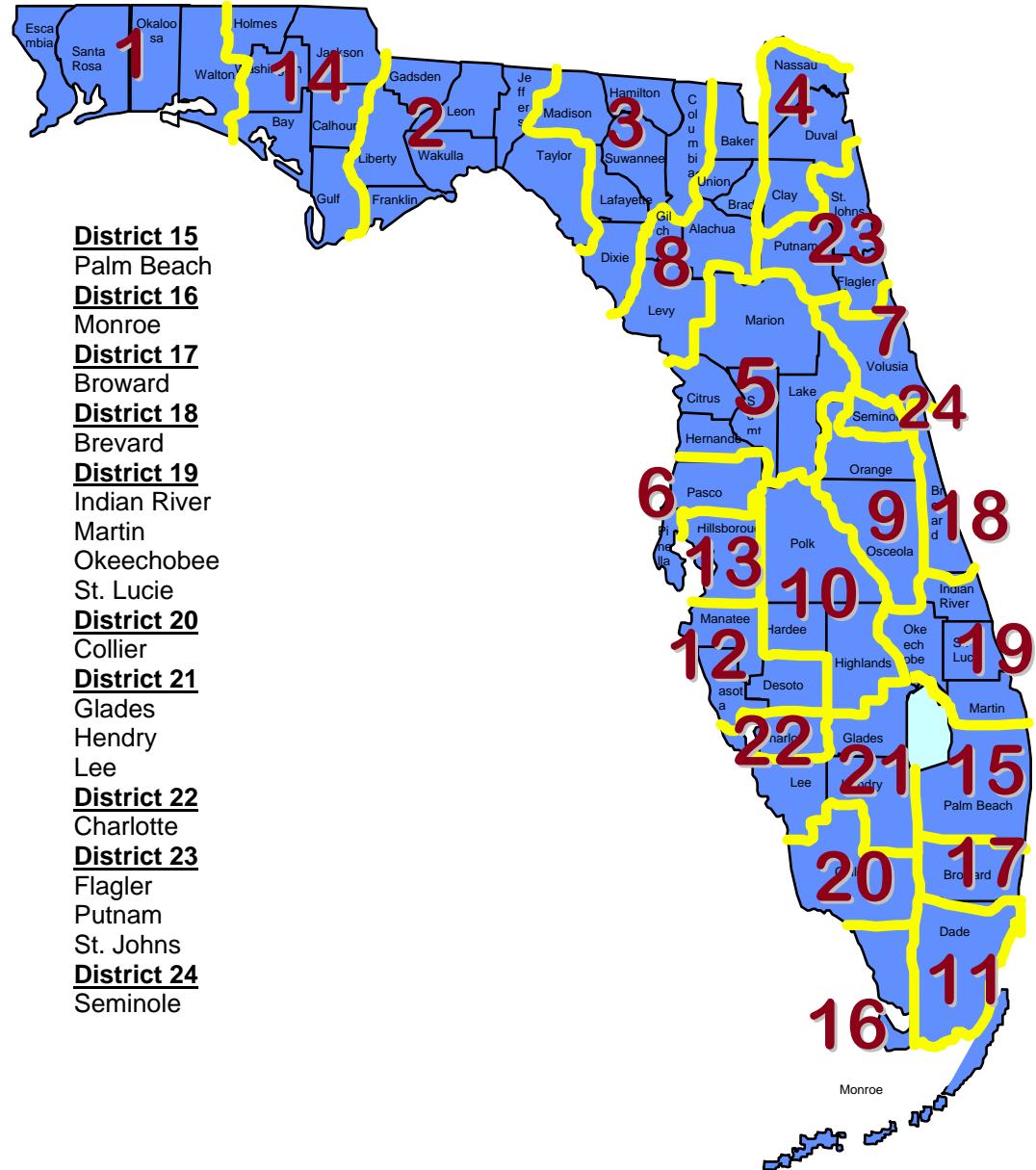
Flagler

Putnam

St. Johns

District 24

Seminole



Summary of Drug-Related Deaths January – June 2010

Drug Found in Body		Total Occurrences	Cause	Present
Ethanol		1,831	270	1,561
Amphetamines	All Methylated Amphetamine cases*	101	34	67
	Amphetamine	66	12	54
	Methamphetamine	49	20	29
	MDMA	22	8	14
	MDA	13	2	11
	MDEA	0	0	0
	Phentermine	3	0	3
	Benzodiazepines	All Benzodiazepine cases*	1,700	597
Alprazolam		986	439	547
Alpha-hydroxyalprazolam		96	10	86
Clonazepam		63	21	42
7-Aminoclonazepam		121	13	108
Chlordiazepoxide		35	3	32
Desalkylflurazepam		3	0	3
Diazepam		430	136	294
Estazolam		0	0	0
Flunitrazepam		0	0	0
Flurazepam		4	2	2
Lorazepam		101	11	90
Midazolam		66	2	64
Nordiazepam		347	73	274
Oxazepam		216	35	181
Temazepam		314	65	249
Triazolam		3	1	2
Alpha-hydroxytriazolam		2	0	2

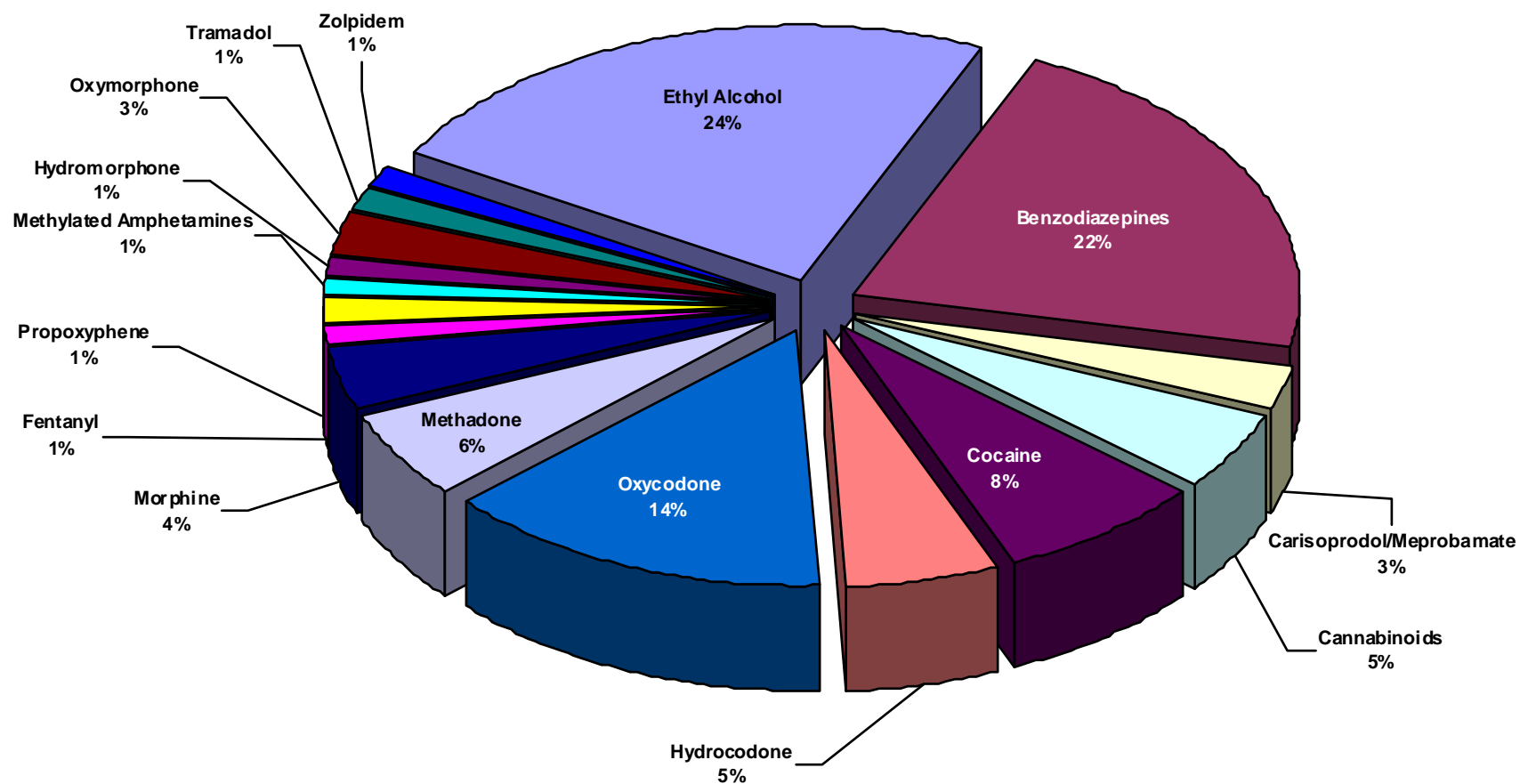
*Note: Many of the deaths were found to have several drugs contributing to the death, thus the count of specific drugs listed is greater than the number of cases.

Summary of Drug-Related Deaths (continued)

	Drug Found in Body	Total Occurrences	Cause	Present
Inhalants	Chlorodifluoromethane	1	1	0
	Difluoroethane	11	9	2
	Freon	0	0	0
	Helium	3	3	0
	Nitrous Oxide	1	1	0
	Toluene	2	2	0
Opioids	Buprenorphine	4	2	2
	Codeine	69	17	52
	Fentanyl	97	51	46
	Heroin	30	25	5
	Hydrocodone	431	139	292
	Hydromorphone	87	25	62
	Meperidine	13	1	12
	Methadone	445	336	109
	Morphine	292	110	182
	Oxycodone	1,117	715	402
	Oxymorphone	223	52	171
	Propoxyphene	117	33	84
	Tramadol	109	23	86
Other	Cannabinoids	389	0	389
	Carisoprodol/Meprobamate	220	48	172
	Cocaine	603	250	353
	GHB	3	2	1
	Ketamine	2	0	2
	Phencyclidine (PCP)	0	0	0
	Zolpidem	102	17	85

**Note: Many of the deaths were found to have several drugs contributing to the death, thus the count of specific drugs listed is greater than the number of cases.*

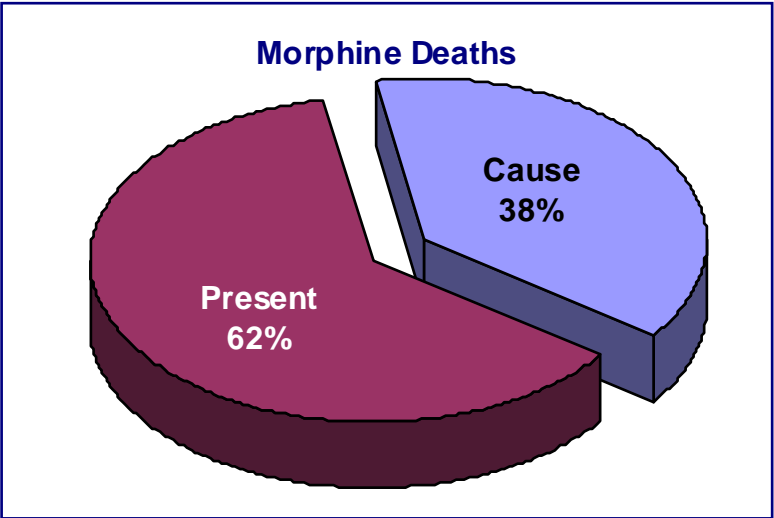
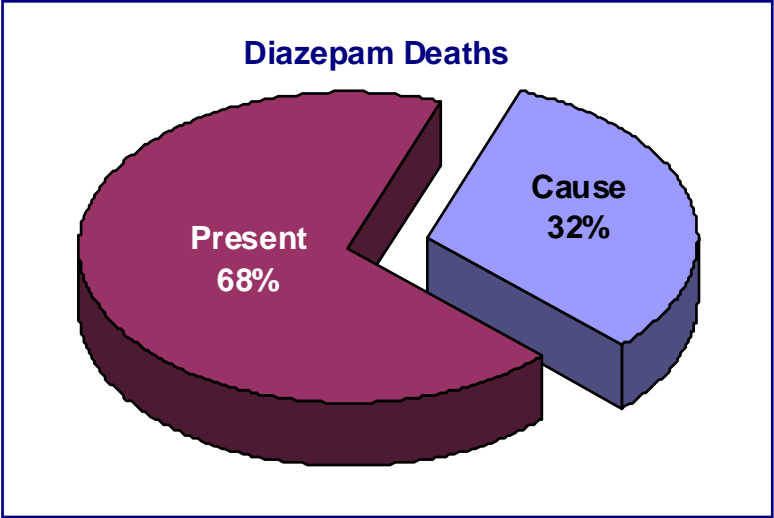
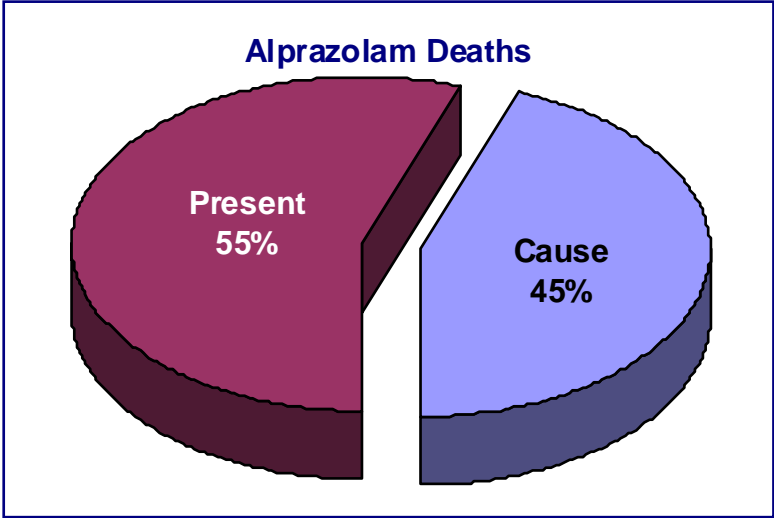
Frequency of Occurrence of Drugs in Decedents January – June 2010



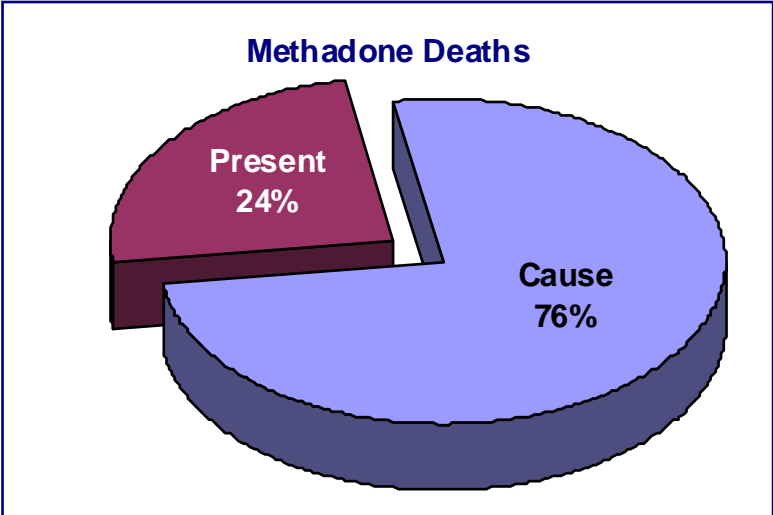
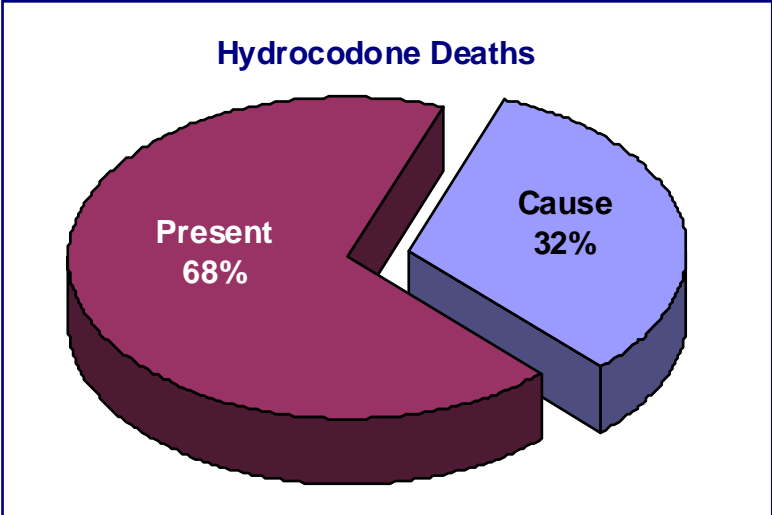
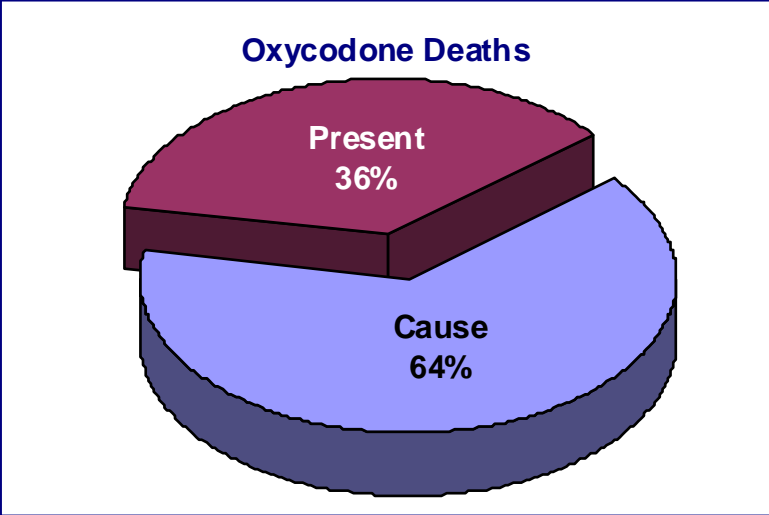
Heroin, Codeine, GHB, PCP, Ketamine, Freon, Meperidine, all tracked inhalants, and Buprenorphine constituted less than 1% of the drug frequencies.

Note: Many of the deaths were found to have several drugs contributing to the death, thus the count of specific drugs is greater than the number of cases.

Drug Detected at Death: Cause vs. Present

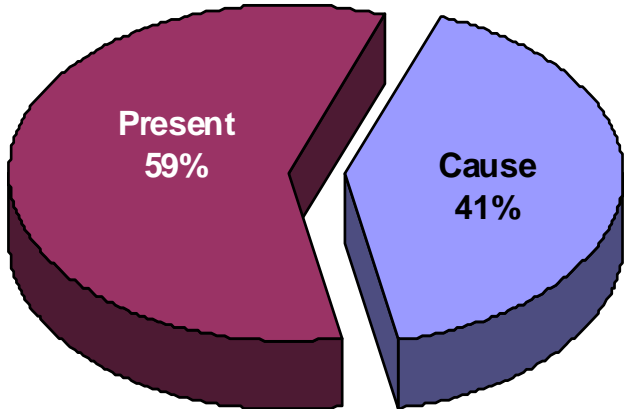


Drug Detected at Death: Cause vs. Present

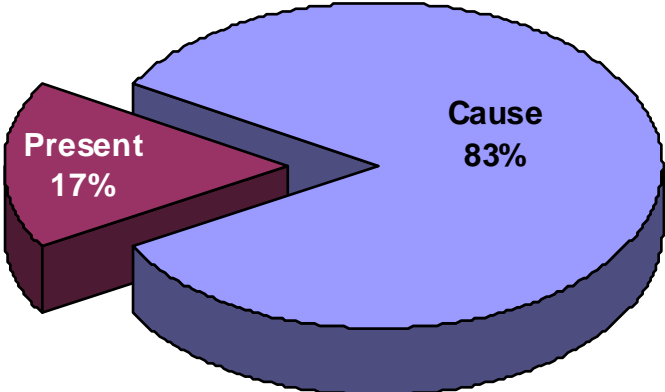


Drug Detected at Death: Cause vs. Present

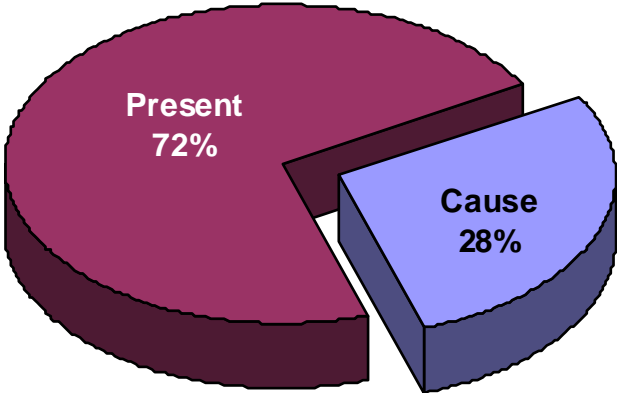
Cocaine Deaths



Heroin Deaths



Propoxyphene Deaths



Comparison of Drug-Related Deaths July – December 2009 vs. January – June 2010

Drug Found in Body		July-December 2009	January-June 2010	Percentage Change
	Ethanol	2,038	1,831	-10.2%
Amphetamines	All Methylated Amphetamine cases*	91	101	11.0%
	Amphetamine	66	66	0%
	Methamphetamine	39	49	*
	MDMA	19	22	*
	MDA	8	13	*
	MDEA	0	0	*
	Phentermine	2^	3	*
Benzodiazepines	All Benzodiazepine cases*	1,650	1,700	3.0%
	Alprazolam	976	986	1.0%
	Alpha-hydroxyalprazolam	49^	96	*
	Clonazepam	92^	63	*
	7-Aminoclonazepam	55^	121	*
	Chlordiazepoxide	33^	35	*
	Desalkylflurazepam	4^	3	*
	Diazepam	412	430	4.4%
	Estazolam	0^	0	*
	Flunitrazepam	0	0	*
	Flurazepam	2^	4	*
	Lorazepam	69^	101	*
	Midazolam	42^	66	*
	Nordiazepam	228^	347	52.2%
	Oxazepam	159^	216	35.8%
	Temazepam	260^	314	20.8%
	Triazolam	1^	3	*
Alpha-hydroxytriazolam	0^	2	*	

*Note: Due to small number of occurrences, percentage change was not calculated. ^Note: Reported differently as “other drugs” in 2009.

Note: Many of the deaths were found to have several drugs contributing to the death, thus the count of specific drugs listed is greater than the number of cases.

Comparison of Drug-Related Deaths (continued)

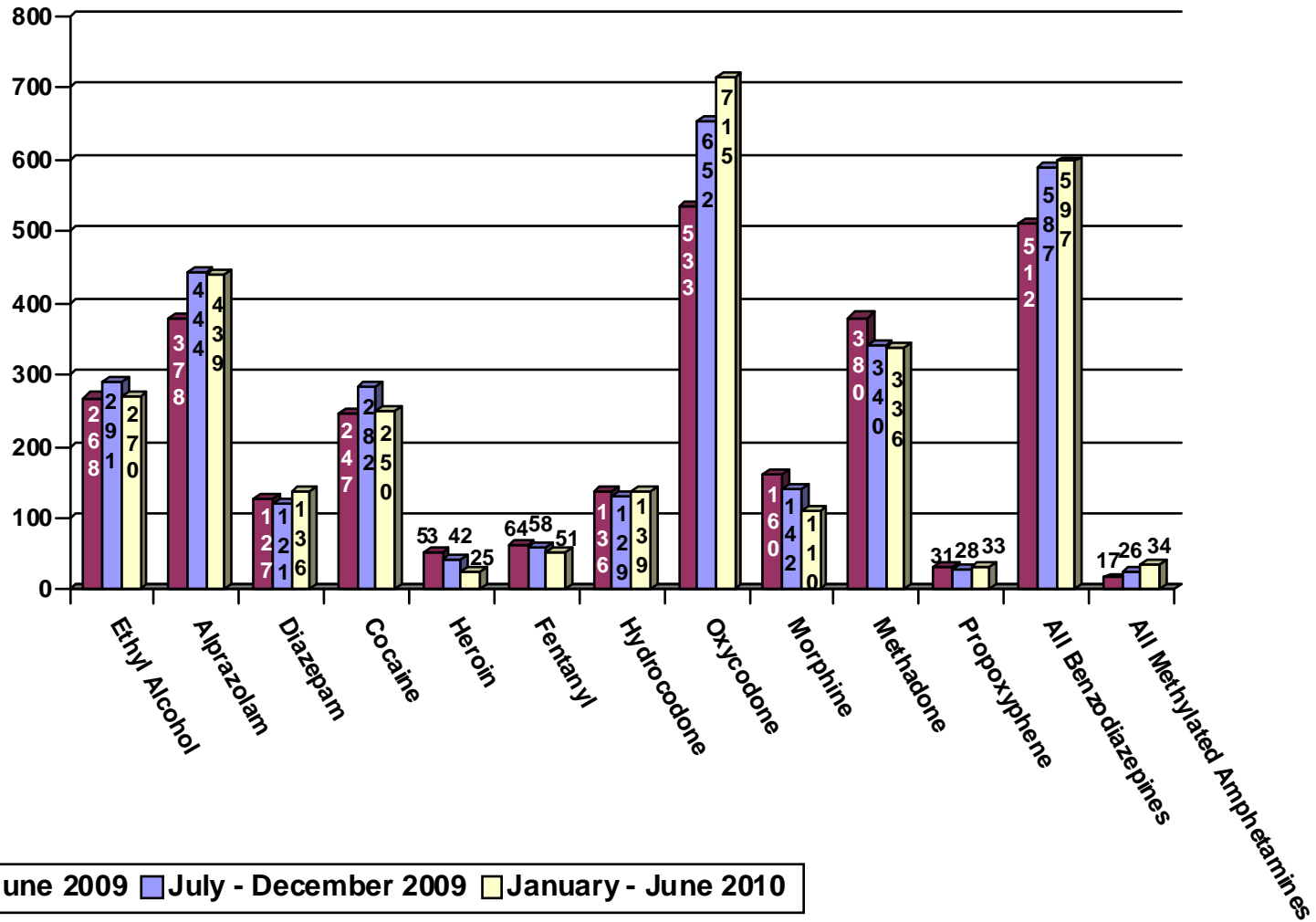
Drug Found in Body		July-December 2009	January-June 2010	Percentage Change
Inhalants	Chlorodifluoromethane	0 [^]	1	*
	Difluoroethane	8	11	*
	Freon	0	0	*
	Helium	4 [^]	3	*
	Nitrous Oxide	0	1	*
	Toluene	0 [^]	2	*
Opioids	Buprenorphine	5	4	*
	Codeine	95 [^]	69	*
	Fentanyl	101	97	-4.0%
	Heroin	50	30	-40.0%
	Hydrocodone	414	431	4.1%
	Hydromorphone	87	87	0%
	Meperidine	9	13	*
	Methadone	464	445	-4.1%
	Morphine	330	292	-11.5%
	Oxycodone	1,007	1,117	10.9%
	Oxymorphone	128 [^]	223	74.2%
	Propoxyphene	142	117	-17.6%
	Tramadol	149	109	-26.8%
Other	Cannabinoids	392	389	-0.77%
	Carisoprodol/Meprobamate	199	220	10.6%
	Cocaine	716	603	-15.8%
	GHB	3	3	*
	Ketamine	1	2	*
	Phencyclidine (PCP)	0	0	*
	Zolpidem	82	102	19.6%

*Note: Due to small number of occurrences, percentage change was not calculated.

[^]Note: Reported differently as "other drugs" in 2009.

Note: Many of the deaths were found to have several drugs contributing to the death, thus the count of specific drugs listed is greater than the number of cases.

Drug Caused Deaths January 2009 – June 2010



Note: Due to small number of occurrences, some drugs are not included in the above chart.

Alprazolam Deaths January – June 2010

Medical Examiner District & Area of Florida	
District	Area of Florida
1	Pensacola
2	Tallahassee
3	Live Oak
4	Jacksonville
5	Leesburg
6	St. Petersburg
7	Daytona Beach
8	Gainesville
9	Orlando
10	Lakeland
11	Miami
12	Sarasota
13	Tampa
14	Panama City
15	West Palm Beach
16	Florida Keys
17	Ft. Lauderdale
18	Melbourne
19	Ft. Pierce
20	Naples
21	Ft. Myers
22	Port Charlotte
23	St. Augustine
24	Sanford
Statewide Totals	

Total Deaths with Alprazolam		
Total	Cause	Present
15	9	6
6	1	5
6	2	4
67	14	53
50	11	39
147	80	67
49	13	36
20	13	7
63	21	42
26	3	23
36	13	23
55	38	17
77	52	25
19	10	9
55	31	24
6	4	2
100	61	39
45	20	25
44	4	40
9	4	5
26	14	12
15	4	11
22	11	11
28	6	22
986	439	547

Deaths with Alprazolam Only		
Total	Cause	Present
1	1	0
0	0	0
1	0	1
6	1	5
5	0	5
3	1	2
2	0	2
1	0	1
4	0	4
0	0	0
2	0	2
4	0	4
3	0	3
1	0	1
2	0	2
0	0	0
8	2	6
3	0	3
5	1	4
3	1	2
0	0	0
0	0	0
0	0	0
1	0	1
55	7	48

Deaths with Alprazolam in Combination with Other Drugs		
Total	Cause	Present
14	8	6
6	1	5
5	2	3
61	13	48
45	11	34
144	79	65
47	13	34
19	13	6
59	21	38
26	3	23
34	13	21
51	38	13
74	52	22
18	10	8
53	31	22
6	4	2
92	59	33
42	20	22
39	3	36
6	3	3
26	14	12
15	4	11
22	11	11
27	6	21
931	432	499

Alprazolam Deaths by Age January – June 2010

Medical Examiner District and Area of Florida		
District	Area of Florida	Total
1	Pensacola	15
2	Tallahassee	6
3	Live Oak	6
4	Jacksonville	67
5	Leesburg	50
6	St. Petersburg	147
7	Daytona Beach	49
8	Gainesville	20
9	Orlando	63
10	Lakeland	26
11	Miami	36
12	Sarasota	55
13	Tampa	77
14	Panama City	19
15	West Palm Beach	55
16	Florida Keys	6
17	Ft. Lauderdale	100
18	Melbourne	45
19	Ft. Pierce	44
20	Naples	9
21	Ft. Myers	26
22	Port Charlotte	15
23	St. Augustine	22
24	Sanford	28
Statewide Totals		986

Alprazolam Found that Caused Death					
Age of Decedent					
Total	< 18	18–25	26-34	35-50	>50
9	0	2	1	5	1
1	0	0	0	0	1
2	0	0	1	0	1
14	0	2	3	3	6
11	0	1	3	5	2
80	2	18	11	33	16
13	0	2	1	5	5
13	1	2	5	4	1
21	0	2	10	7	2
3	0	0	0	1	2
13	0	1	2	5	5
38	1	4	15	13	5
52	1	10	8	24	9
10	0	3	1	6	0
31	0	8	7	10	6
4	1	0	1	1	1
61	0	7	18	25	11
20	0	3	7	5	5
4	0	1	0	2	1
4	0	1	1	1	1
14	0	2	5	5	2
4	0	1	0	2	1
11	0	1	5	1	4
6	0	1	3	2	0
439	6	72	108	165	88

Alprazolam Present					
Age of Decedent					
Total	<18	18-25	26-34	35-50	>50
6	0	1	0	4	1
5	0	0	2	2	1
4	0	0	0	2	2
53	0	3	9	25	16
39	0	4	6	22	7
67	1	5	17	22	22
36	0	5	10	8	13
7	1	0	2	1	3
42	0	2	12	15	13
23	0	1	6	11	5
23	0	3	1	5	14
17	0	2	3	6	6
25	0	2	2	10	11
9	0	1	1	3	4
24	0	1	7	8	8
2	0	1	0	0	1
39	0	7	4	14	14
25	0	3	6	11	5
40	0	2	10	18	10
5	1	0	1	2	1
12	0	4	1	3	4
11	0	0	2	6	3
11	0	5	2	2	2
22	0	4	4	10	4
547	3	56	108	210	170

Diazepam Deaths January – June 2010

Medical Examiner District & Area of Florida	
District	Area of Florida
1	Pensacola
2	Tallahassee
3	Live Oak
4	Jacksonville
5	Leesburg
6	St. Petersburg
7	Daytona Beach
8	Gainesville
9	Orlando
10	Lakeland
11	Miami
12	Sarasota
13	Tampa
14	Panama City
15	West Palm Beach
16	Florida Keys
17	Ft. Lauderdale
18	Melbourne
19	Ft. Pierce
20	Naples
21	Ft. Myers
22	Port Charlotte
23	St. Augustine
24	Sanford
Statewide Totals	

Total Deaths with Diazepam		
Total	Cause	Present
6	5	1
3	0	3
8	1	7
35	3	32
25	0	25
73	41	32
19	0	19
12	3	9
27	4	23
7	1	6
19	2	17
23	11	12
8	4	4
7	2	5
32	14	18
6	5	1
36	19	17
22	6	16
20	0	20
4	2	2
24	11	13
2	0	2
4	2	2
8	0	8
430	136	294

Deaths with Diazepam Only		
Total	Cause	Present
0	0	0
0	0	0
0	0	0
2	0	2
0	0	0
0	0	0
0	0	0
0	0	0
0	0	0
1	0	1
0	0	0
1	0	1
3	0	3
1	0	1
0	0	0
2	0	2
0	0	0
1	0	1
1	0	1
5	0	5
0	0	0
2	0	2
0	0	0
0	0	0
0	0	0
19	0	19

Deaths with Diazepam in Combination with Other Drugs		
Total	Cause	Present
6	5	1
3	0	3
8	1	7
33	3	30
25	0	25
73	41	32
19	0	19
12	3	9
26	4	22
7	1	6
18	2	16
20	11	9
7	4	3
7	2	5
30	14	16
6	5	1
35	19	16
21	6	15
15	0	15
4	2	2
22	11	11
2	0	2
4	2	2
8	0	8
411	136	275

Diazepam Deaths by Age January – June 2010

Medical Examiner District and Area of Florida		
District	Area of Florida	Total
1	Pensacola	6
2	Tallahassee	3
3	Live Oak	8
4	Jacksonville	35
5	Leesburg	25
6	St. Petersburg	73
7	Daytona Beach	19
8	Gainesville	12
9	Orlando	27
10	Lakeland	7
11	Miami	19
12	Sarasota	23
13	Tampa	8
14	Panama City	7
15	West Palm Beach	32
16	Florida Keys	6
17	Ft. Lauderdale	36
18	Melbourne	22
19	Ft. Pierce	20
20	Naples	4
21	Ft. Myers	24
22	Port Charlotte	2
23	St. Augustine	4
24	Sanford	8
Statewide Totals		430

Diazepam Found that Caused Death						
Age of Decedent						
Total	< 18	18-25	26-34	35-50	>50	
5	0	0	2	3	0	
0	0	0	0	0	0	
1	0	0	0	0	1	
3	0	0	1	1	1	
0	0	0	0	0	0	
41	0	1	9	20	11	
0	0	0	0	0	0	
3	0	0	2	1	0	
4	0	0	3	0	1	
1	0	0	0	1	0	
2	0	0	0	1	1	
11	0	1	3	2	5	
4	0	0	1	1	2	
2	0	0	1	1	0	
14	0	0	3	5	6	
5	0	1	0	1	3	
19	0	1	3	7	8	
6	0	1	1	2	2	
0	0	0	0	0	0	
2	0	0	0	1	1	
11	0	0	4	3	4	
0	0	0	0	0	0	
2	0	0	1	0	1	
0	0	0	0	0	0	
136	0	5	34	50	47	

Diazepam Present						
Age of Decedent						
Total	<18	18-25	26-34	35-50	>50	
1	0	0	0	0	1	
3	0	0	0	2	1	
7	0	0	1	1	5	
32	0	2	2	13	15	
25	0	0	3	11	11	
32	0	4	2	13	13	
19	0	1	3	7	8	
9	0	0	2	0	7	
23	1	0	3	8	11	
6	0	0	0	4	2	
17	0	0	0	5	12	
12	0	1	1	7	3	
4	0	0	0	2	2	
5	0	0	0	4	1	
18	0	2	4	5	7	
1	0	0	0	0	1	
17	0	1	2	5	9	
16	0	1	3	5	7	
20	0	0	2	13	5	
2	0	0	0	2	0	
13	0	0	2	7	4	
2	0	0	0	1	1	
2	0	0	0	1	1	
8	0	0	1	5	2	
294	1	12	31	121	129	

Oxycodone Deaths January – June 2010

Medical Examiner District & Area of Florida		Total Deaths with Oxycodone			Deaths with Oxycodone Only			Deaths with Oxycodone in Combination with Other Drugs		
District	Area of Florida	Total	Cause	Present	Total	Cause	Present	Total	Cause	Present
1	Pensacola	7	4	3	0	0	0	7	4	3
2	Tallahassee	7	1	6	1	0	1	6	1	5
3	Live Oak	9	5	4	2	0	2	7	5	2
4	Jacksonville	49	37	12	1	0	1	48	37	11
5	Leesburg	70	37	33	6	4	2	64	33	31
6	St. Petersburg	197	137	60	8	7	1	189	130	59
7	Daytona Beach	51	29	22	2	0	2	49	29	20
8	Gainesville	21	13	8	1	1	0	20	12	8
9	Orlando	76	34	42	11	0	11	65	34	31
10	Lakeland	11	3	8	2	0	2	9	3	6
11	Miami	33	10	23	8	0	8	25	10	15
12	Sarasota	60	46	14	7	4	3	53	42	11
13	Tampa	99	67	32	11	4	7	88	63	25
14	Panama City	11	8	3	2	1	1	9	7	2
15	West Palm Beach	91	68	23	12	8	4	79	60	19
16	Florida Keys	9	6	3	0	0	0	9	6	3
17	Ft. Lauderdale	103	77	26	7	5	2	96	72	24
18	Melbourne	54	35	19	4	1	3	50	34	16
19	Ft. Pierce	51	32	19	5	2	3	46	30	16
20	Naples	11	8	3	0	0	0	11	8	3
21	Ft. Myers	41	24	17	5	1	4	36	23	13
22	Port Charlotte	17	10	7	0	0	0	17	10	7
23	St. Augustine	18	9	9	0	0	0	18	9	9
24	Sanford	21	15	6	0	0	0	21	15	6
Statewide Totals		1,117	715	402	95	38	57	1,022	677	345

Oxycodone Deaths by Age January – June 2010

Medical Examiner District and Area of Florida		
District	Area of Florida	Total
1	Pensacola	7
2	Tallahassee	7
3	Live Oak	9
4	Jacksonville	49
5	Leesburg	70
6	St. Petersburg	197
7	Daytona Beach	51
8	Gainesville	21
9	Orlando	76
10	Lakeland	11
11	Miami	33
12	Sarasota	60
13	Tampa	99
14	Panama City	11
15	West Palm Beach	91
16	Florida Keys	9
17	Ft. Lauderdale	103
18	Melbourne	54
19	Ft. Pierce	51
20	Naples	11
21	Ft. Myers	41
22	Port Charlotte	17
23	St. Augustine	18
24	Sanford	21
Statewide Totals		1,117

Oxycodone Found that Caused Death					
Age of Decedent					
Total	< 18	18-25	26-34	35-50	>50
4	0	2	0	2	0
1	0	0	1	0	0
5	0	0	2	2	1
37	0	4	10	13	10
37	0	4	7	21	5
137	1	23	29	52	32
29	0	5	7	9	8
13	1	1	3	6	2
34	0	2	11	13	8
3	0	0	0	1	2
10	0	1	3	4	2
46	1	3	18	17	7
67	0	11	13	29	14
8	0	5	1	2	0
68	0	11	11	30	16
6	0	0	1	1	4
77	0	8	16	33	20
35	0	5	13	9	8
32	0	1	5	22	4
8	1	0	2	3	2
24	0	4	9	7	4
10	0	0	0	8	2
9	0	4	3	1	1
15	0	1	7	5	2
715	4	95	172	290	154

Oxycodone Present					
Age of Decedent					
Total	<18	18-25	26-34	35-50	>50
3	0	1	0	1	1
6	0	0	0	3	3
4	0	0	0	1	3
12	0	2	2	5	3
33	0	4	7	13	9
60	0	8	7	23	22
22	0	1	6	6	9
8	0	0	4	0	4
42	0	1	7	16	18
8	0	0	3	1	4
23	0	1	3	3	16
14	1	2	1	3	7
32	0	1	5	11	15
3	0	0	1	2	0
23	0	2	7	2	12
3	0	1	0	1	1
26	0	4	3	13	6
19	0	2	2	5	10
19	0	2	2	5	10
3	0	0	0	1	2
17	0	2	4	8	3
7	0	1	0	4	2
9	0	1	1	3	4
6	0	0	1	3	2
402	1	36	66	133	166

Hydrocodone Deaths January – June 2010

Medical Examiner District & Area of Florida	
District	Area of Florida
1	Pensacola
2	Tallahassee
3	Live Oak
4	Jacksonville
5	Leesburg
6	St. Petersburg
7	Daytona Beach
8	Gainesville
9	Orlando
10	Lakeland
11	Miami
12	Sarasota
13	Tampa
14	Panama City
15	West Palm Beach
16	Florida Keys
17	Ft. Lauderdale
18	Melbourne
19	Ft. Pierce
20	Naples
21	Ft. Myers
22	Port Charlotte
23	St. Augustine
24	Sanford
Statewide Totals	

Total Deaths with Hydrocodone		
Total	Cause	Present
13	1	12
6	3	3
5	2	3
63	10	53
40	14	26
75	23	52
15	4	11
9	2	7
30	10	20
9	0	9
11	3	8
12	4	8
23	9	14
7	3	4
17	11	6
4	1	3
22	12	10
24	7	17
13	4	9
6	4	2
10	3	7
2	1	1
9	4	5
6	4	2
431	139	292

Deaths with Hydrocodone Only		
Total	Cause	Present
2	0	2
0	0	0
0	0	0
11	2	9
6	1	5
8	0	8
0	0	0
3	0	3
7	0	7
1	0	1
3	0	3
3	0	3
4	0	4
1	0	1
1	1	0
1	0	1
4	0	4
5	1	4
0	0	0
0	0	0
1	1	0
0	0	0
1	0	1
0	0	0
62	6	56

Deaths with Hydrocodone in Combination with Other Drugs		
Total	Cause	Present
11	1	10
6	3	3
5	2	3
52	8	44
34	13	21
67	23	44
15	4	11
6	2	4
23	10	13
8	0	8
8	3	5
9	4	5
19	9	10
6	3	3
16	10	6
3	1	2
18	12	6
19	6	13
13	4	9
6	4	2
9	2	7
2	1	1
8	4	4
6	4	2
369	133	236

Hydrocodone Deaths by Age January – June 2010

Medical Examiner District and Area of Florida		
District	Area of Florida	Total
1	Pensacola	13
2	Tallahassee	6
3	Live Oak	5
4	Jacksonville	63
5	Leesburg	40
6	St. Petersburg	75
7	Daytona Beach	15
8	Gainesville	9
9	Orlando	30
10	Lakeland	9
11	Miami	11
12	Sarasota	12
13	Tampa	23
14	Panama City	7
15	West Palm Beach	17
16	Florida Keys	4
17	Ft. Lauderdale	22
18	Melbourne	24
19	Ft. Pierce	13
20	Naples	6
21	Ft. Myers	10
22	Port Charlotte	2
23	St. Augustine	9
24	Sanford	6
Statewide Totals		431

Hydrocodone Found that Caused Death					
Age of Decedent					
Total	< 18	18-25	26-34	35-50	>50
1	0	0	0	1	0
3	0	0	1	1	1
2	0	0	1	0	1
10	0	2	1	3	4
14	0	2	2	6	4
23	1	3	3	6	10
4	0	0	2	0	2
2	0	0	1	0	1
10	0	0	4	3	3
0	0	0	0	0	0
3	0	0	1	1	1
4	0	0	0	3	1
9	0	0	1	3	5
3	0	0	0	3	0
11	0	0	2	6	3
1	0	0	1	0	0
12	0	0	2	5	5
7	0	0	1	3	3
4	0	0	0	2	2
4	0	0	0	3	1
3	0	0	0	1	2
1	0	0	0	1	0
4	0	1	2	1	0
4	0	0	2	1	1
139	1	8	27	53	50

Hydrocodone Present					
Age of Decedent					
Total	<18	18-25	26-34	35-50	>50
12	0	0	2	6	4
3	0	0	0	3	0
3	0	1	0	0	2
53	0	2	9	15	27
26	0	1	2	10	13
52	1	5	5	21	20
11	0	1	2	5	3
7	0	0	2	2	3
20	0	0	2	5	13
9	0	0	1	2	6
8	0	0	0	2	6
8	0	0	0	4	4
14	0	0	2	8	4
4	0	1	1	1	1
6	0	0	1	2	3
3	0	0	0	2	1
10	0	1	2	2	5
17	0	0	4	5	8
9	0	0	0	2	7
2	0	0	0	0	2
7	0	1	0	2	4
1	0	0	1	0	0
5	0	0	0	4	1
2	0	0	0	1	1
292	1	13	36	104	138

Methadone Deaths January – June 2010

Medical Examiner District & Area of Florida	
District	Area of Florida
1	Pensacola
2	Tallahassee
3	Live Oak
4	Jacksonville
5	Leesburg
6	St. Petersburg
7	Daytona Beach
8	Gainesville
9	Orlando
10	Lakeland
11	Miami
12	Sarasota
13	Tampa
14	Panama City
15	West Palm Beach
16	Florida Keys
17	Ft. Lauderdale
18	Melbourne
19	Ft. Pierce
20	Naples
21	Ft. Myers
22	Port Charlotte
23	St. Augustine
24	Sanford
Statewide Totals	

Total Deaths with Methadone		
Total	Cause	Present
15	11	4
5	2	3
4	2	2
31	22	9
41	33	8
85	66	19
9	6	3
10	8	2
28	20	8
11	4	7
2	2	0
33	25	8
40	34	6
8	5	3
19	16	3
5	5	0
20	14	6
19	17	2
12	7	5
6	5	1
23	16	7
5	3	2
8	7	1
6	6	0
445	336	109

Deaths with Methadone Only		
Total	Cause	Present
1	0	1
1	0	1
1	0	1
2	2	0
2	2	0
7	3	4
2	1	1
3	2	1
4	2	2
2	0	2
0	0	0
3	2	1
5	3	2
0	0	0
0	0	0
0	0	0
3	3	0
1	1	0
1	0	1
1	1	0
3	3	0
0	0	0
2	1	1
0	0	0
44	26	18

Deaths with Methadone in Combination with Other Drugs		
Total	Cause	Present
14	11	3
4	2	2
3	2	1
29	20	9
39	31	8
78	63	15
7	5	2
7	6	1
24	18	6
9	4	5
2	2	0
30	23	7
35	31	4
8	5	3
19	16	3
5	5	0
17	11	6
18	16	2
11	7	4
5	4	1
20	13	7
5	3	2
6	6	0
6	6	0
401	310	91

Methadone Deaths by Age January – June 2010

Medical Examiner District and Area of Florida		
District	Area of Florida	Total
1	Pensacola	15
2	Tallahassee	5
3	Live Oak	4
4	Jacksonville	31
5	Leesburg	41
6	St. Petersburg	85
7	Daytona Beach	9
8	Gainesville	10
9	Orlando	28
10	Lakeland	11
11	Miami	2
12	Sarasota	33
13	Tampa	40
14	Panama City	8
15	West Palm Beach	19
16	Florida Keys	5
17	Ft. Lauderdale	20
18	Melbourne	19
19	Ft. Pierce	12
20	Naples	6
21	Ft. Myers	23
22	Port Charlotte	5
23	St. Augustine	8
24	Sanford	6
Statewide Totals		445

Methadone Found that Caused Death					
Age of Decedent					
Total	< 18	18-25	26-34	35-50	>50
11	0	0	3	6	2
2	0	0	1	0	1
2	0	0	0	0	2
22	0	1	3	12	6
33	0	4	10	14	5
66	0	14	12	29	11
6	0	0	2	2	2
8	0	1	3	4	0
20	0	0	7	9	4
4	0	0	1	1	2
2	0	0	0	1	1
25	2	6	6	8	3
34	1	5	5	13	10
5	0	0	0	5	0
16	0	0	4	7	5
5	1	1	0	1	2
14	0	2	5	3	4
17	0	1	4	7	5
7	0	1	0	4	2
5	0	1	2	2	0
16	1	2	4	5	4
3	0	1	0	1	1
7	0	3	3	0	1
6	0	1	1	3	1
336	5	44	76	137	74

Methadone Present					
Age of Decedent					
Total	<18	18-25	26-34	35-50	>50
4	0	1	0	3	0
3	0	0	0	2	1
2	0	0	0	1	1
9	0	1	1	3	4
8	0	1	1	4	2
19	0	3	5	8	3
3	0	0	0	2	1
2	0	0	1	0	1
8	0	1	1	5	1
7	0	0	2	3	2
0	0	0	0	0	0
8	1	0	1	4	2
6	0	1	0	1	4
3	0	0	1	1	1
3	0	0	0	3	0
0	0	0	0	0	0
6	0	0	1	4	1
2	0	0	0	1	1
5	0	0	3	0	2
1	0	0	0	0	1
7	0	1	2	4	0
2	0	0	1	1	0
1	1	0	0	0	0
0	0	0	0	0	0
109	2	9	20	50	28

Morphine Deaths January – June 2010

Medical Examiner District & Area of Florida	
District	Area of Florida
1	Pensacola
2	Tallahassee
3	Live Oak
4	Jacksonville
5	Leesburg
6	St. Petersburg
7	Daytona Beach
8	Gainesville
9	Orlando
10	Lakeland
11	Miami
12	Sarasota
13	Tampa
14	Panama City
15	West Palm Beach
16	Florida Keys
17	Ft. Lauderdale
18	Melbourne
19	Ft. Pierce
20	Naples
21	Ft. Myers
22	Port Charlotte
23	St. Augustine
24	Sanford
Statewide Totals	

Total Deaths with Morphine		
Total	Cause	Present
4	1	3
4	0	4
1	1	0
18	9	9
13	6	7
47	21	26
12	1	11
5	4	1
30	10	20
13	2	11
14	1	13
9	5	4
24	7	17
2	1	1
15	10	5
4	1	3
24	12	12
10	4	6
7	1	6
1	1	0
14	6	8
12	0	12
4	3	1
5	3	2
292	110	182

Deaths with Morphine Only		
Total	Cause	Present
1	0	1
1	0	1
0	0	0
1	0	1
1	0	1
6	2	4
4	0	4
2	1	1
2	0	2
3	0	3
4	0	4
1	1	0
8	1	7
0	0	0
3	1	2
1	0	1
3	0	3
0	0	0
1	1	0
0	0	0
2	0	2
4	0	4
0	0	0
0	0	0
48	7	41

Deaths with Morphine in Combination with Other Drugs		
Total	Cause	Present
3	1	2
3	0	3
1	1	0
17	9	8
12	6	6
41	19	22
8	1	7
3	3	0
28	10	18
10	2	8
10	1	9
8	4	4
16	6	10
2	1	1
12	9	3
3	1	2
21	12	9
10	4	6
6	0	6
1	1	0
12	6	6
8	0	8
4	3	1
5	3	2
244	103	141

Morphine Deaths by Age January – June 2010

Medical Examiner District and Area of Florida		
District	Area of Florida	Total
1	Pensacola	4
2	Tallahassee	4
3	Live Oak	1
4	Jacksonville	18
5	Leesburg	13
6	St. Petersburg	47
7	Daytona Beach	12
8	Gainesville	5
9	Orlando	30
10	Lakeland	13
11	Miami	14
12	Sarasota	9
13	Tampa	24
14	Panama City	2
15	West Palm Beach	15
16	Florida Keys	4
17	Ft. Lauderdale	24
18	Melbourne	10
19	Ft. Pierce	7
20	Naples	1
21	Ft. Myers	14
22	Port Charlotte	12
23	St. Augustine	4
24	Sanford	5
Statewide Totals		292

Morphine Found that Caused Death					
Age of Decedent					
Total	< 18	18-25	26-34	35-50	>50
1	0	0	0	1	0
0	0	0	0	0	0
1	0	0	0	1	0
9	0	0	0	5	4
6	0	0	1	2	3
21	0	0	1	8	12
1	0	0	0	1	0
4	0	1	1	1	1
10	0	1	3	3	3
2	0	0	0	1	1
1	0	0	1	0	0
5	0	0	0	3	2
7	0	0	0	4	3
1	0	1	0	0	0
10	0	3	1	3	3
1	0	0	0	0	1
12	0	0	4	4	4
4	0	1	1	1	1
1	1	0	0	0	0
1	0	0	0	1	0
6	0	0	0	3	3
0	0	0	0	0	0
3	0	0	1	1	1
3	0	1	0	0	2
110	1	8	14	43	44

Morphine Present					
Age of Decedent					
Total	<18	18-25	26-34	35-50	>50
3	0	0	0	2	1
4	0	0	0	1	3
0	0	0	0	0	0
9	0	0	0	3	6
7	0	0	1	3	3
26	1	0	1	9	15
11	0	0	1	0	10
1	0	0	0	0	1
20	0	0	2	5	13
11	0	1	3	4	3
13	0	1	0	1	11
4	0	0	0	2	2
17	0	0	1	3	13
1	0	0	0	0	1
5	0	1	0	0	4
3	0	0	0	0	3
12	0	1	1	4	6
6	0	0	1	2	3
6	0	0	0	1	5
0	0	0	0	0	0
8	0	1	2	4	1
12	0	0	1	3	8
1	0	0	0	1	0
2	0	0	1	0	1
182	1	5	15	48	113

Propoxyphene Deaths January – June 2010

Medical Examiner District & Area of Florida	
District	Area of Florida
1	Pensacola
2	Tallahassee
3	Live Oak
4	Jacksonville
5	Leesburg
6	St. Petersburg
7	Daytona Beach
8	Gainesville
9	Orlando
10	Lakeland
11	Miami
12	Sarasota
13	Tampa
14	Panama City
15	West Palm Beach
16	Florida Keys
17	Ft. Lauderdale
18	Melbourne
19	Ft. Pierce
20	Naples
21	Ft. Myers
22	Port Charlotte
23	St. Augustine
24	Sanford
Statewide Totals	

Total Deaths with Propoxyphene		
Total	Cause	Present
1	1	0
3	0	3
0	0	0
12	4	8
7	1	6
12	1	11
6	2	4
3	0	3
15	3	12
5	0	5
5	2	3
3	1	2
6	4	2
3	0	3
6	2	4
1	0	1
6	3	3
7	3	4
5	2	3
2	1	1
4	0	4
1	0	1
1	1	0
3	2	1
117	33	84

Deaths with Propoxyphene Only		
Total	Cause	Present
0	0	0
0	0	0
0	0	0
2	0	2
1	0	1
1	0	1
0	0	0
1	0	1
6	0	6
0	0	0
0	0	0
1	0	1
1	1	0
0	0	0
0	0	0
0	0	0
2	0	2
2	0	2
0	0	0
0	0	0
1	0	1
0	0	0
0	0	0
0	0	0
18	1	17

Deaths with Propoxyphene in Combination with Other Drugs		
Total	Cause	Present
1	1	0
3	0	3
0	0	0
10	4	6
6	1	5
11	1	10
6	2	4
2	0	2
9	3	6
5	0	5
5	2	3
2	1	1
5	3	2
3	0	3
6	2	4
1	0	1
4	3	1
5	3	2
5	2	3
2	1	1
3	0	3
1	0	1
1	1	0
3	2	1
99	32	67

Propoxyphene Deaths by Age January – June 2010

Medical Examiner District and Area of Florida		
District	Area of Florida	Total
1	Pensacola	1
2	Tallahassee	3
3	Live Oak	0
4	Jacksonville	12
5	Leesburg	7
6	St. Petersburg	12
7	Daytona Beach	6
8	Gainesville	3
9	Orlando	15
10	Lakeland	5
11	Miami	5
12	Sarasota	3
13	Tampa	6
14	Panama City	3
15	West Palm Beach	6
16	Florida Keys	1
17	Ft. Lauderdale	6
18	Melbourne	7
19	Ft. Pierce	5
20	Naples	2
21	Ft. Myers	4
22	Port Charlotte	1
23	St. Augustine	1
24	Sanford	3
Statewide Totals		117

Propoxyphene Found that Caused Death						
Age of Decedent						
Total	< 18	18-25	26-34	35-50	>50	
1	0	0	1	0	0	
0	0	0	0	0	0	
0	0	0	0	0	0	
4	0	1	0	2	1	
1	0	0	1	0	0	
1	0	0	0	0	1	
2	0	0	0	2	0	
0	0	0	0	0	0	
3	0	0	0	1	2	
0	0	0	0	0	0	
2	0	0	0	1	1	
1	0	0	0	1	0	
4	0	0	1	1	2	
0	0	0	0	0	0	
2	0	0	0	1	1	
0	0	0	0	0	0	
3	0	0	1	1	1	
3	0	0	1	1	1	
2	0	0	0	1	1	
1	0	0	0	1	0	
0	0	0	0	0	0	
0	0	0	0	0	0	
1	0	0	0	0	1	
2	0	0	1	0	1	
33	0	1	6	13	13	

Propoxyphene Present						
Age of Decedent						
Total	<18	18-25	26-34	35-50	>50	
0	0	0	0	0	0	
3	0	0	0	1	2	
0	0	0	0	0	0	
8	0	0	0	0	8	
6	0	1	0	2	3	
11	0	3	0	5	3	
4	0	0	1	2	1	
3	0	0	0	0	3	
12	0	1	2	2	7	
5	0	0	2	1	2	
3	0	0	0	1	2	
2	0	0	1	0	1	
2	0	0	0	0	2	
3	0	0	0	1	2	
4	0	0	1	2	1	
1	0	0	0	0	1	
3	0	0	0	1	2	
4	0	0	0	0	4	
3	0	0	0	2	1	
1	1	0	0	0	0	
4	0	0	0	2	2	
1	0	0	0	0	1	
0	0	0	0	0	0	
1	0	0	0	1	0	
84	1	5	7	23	48	

Cocaine Deaths January – June 2010

Medical Examiner District & Area of Florida	
District	Area of Florida
1	Pensacola
2	Tallahassee
3	Live Oak
4	Jacksonville
5	Leesburg
6	St. Petersburg
7	Daytona Beach
8	Gainesville
9	Orlando
10	Lakeland
11	Miami
12	Sarasota
13	Tampa
14	Panama City
15	West Palm Beach
16	Florida Keys
17	Ft. Lauderdale
18	Melbourne
19	Ft. Pierce
20	Naples
21	Ft. Myers
22	Port Charlotte
23	St. Augustine
24	Sanford
Statewide Totals	

Total Deaths with Cocaine		
Total	Cause	Present
8	1	7
13	1	12
3	1	2
49	15	34
28	10	18
64	30	34
18	2	16
12	8	4
48	22	26
13	6	7
41	14	27
33	20	13
40	13	27
6	2	4
60	35	25
7	1	6
69	32	37
23	17	6
19	6	13
3	2	1
24	6	18
3	2	1
5	1	4
14	3	11
603	250	353

Deaths with Cocaine Only		
Total	Cause	Present
1	0	1
1	0	1
1	0	1
9	2	7
7	2	5
4	2	2
1	0	1
3	3	0
10	5	5
4	4	0
10	2	8
5	3	2
12	2	10
2	0	2
10	5	5
0	0	0
15	7	8
7	4	3
3	0	3
1	0	1
2	0	2
0	0	0
3	1	2
2	1	1
113	43	70

Deaths with Cocaine in Combination with Other Drugs		
Total	Cause	Present
7	1	6
12	1	11
2	1	1
40	13	27
21	8	13
60	28	32
17	2	15
9	5	4
38	17	21
9	2	7
31	12	19
28	17	11
28	11	17
4	2	2
50	30	20
7	1	6
54	25	29
16	13	3
16	6	10
2	2	0
22	6	16
3	2	1
2	0	2
12	2	10
490	207	283

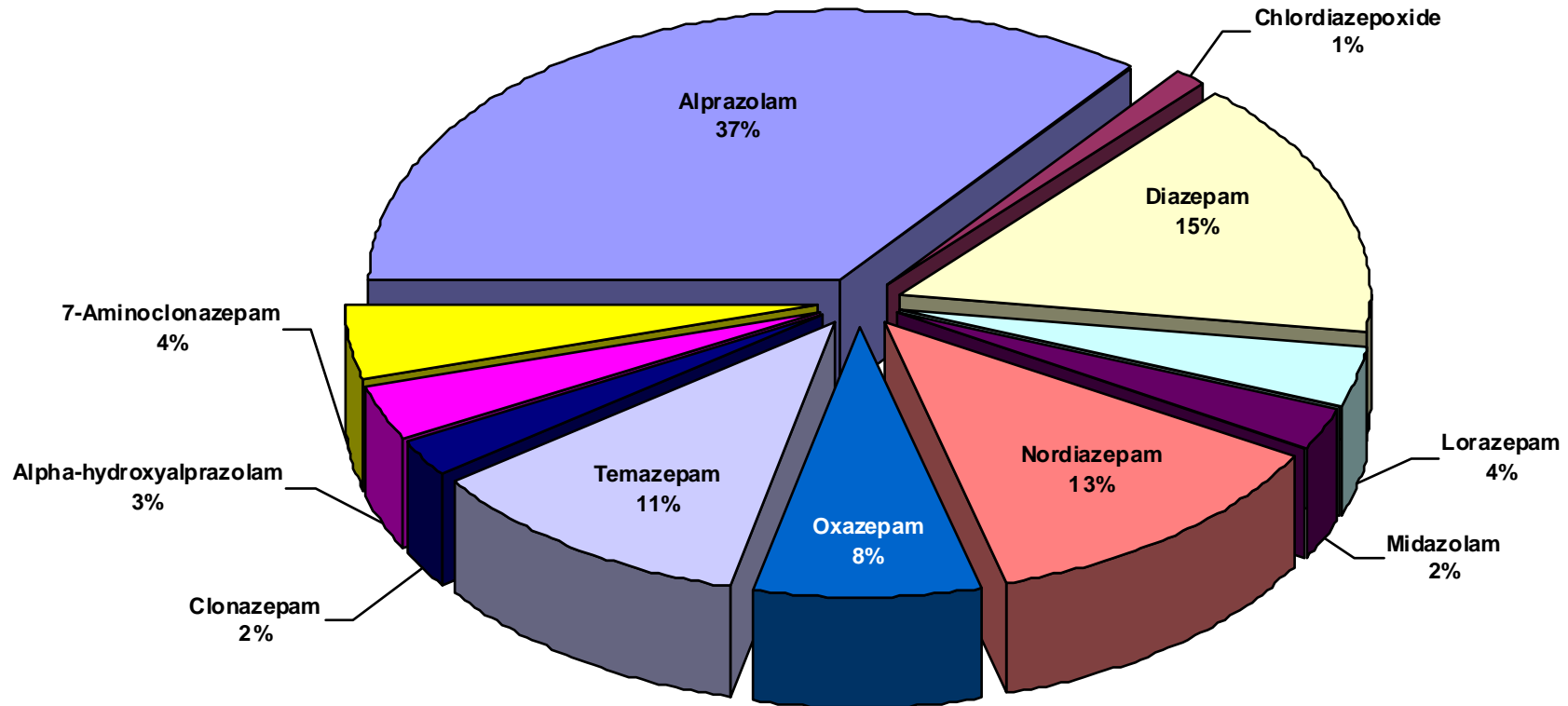
Cocaine Deaths by Age January – June 2010

Medical Examiner District and Area of Florida		
District	Area of Florida	Total
1	Pensacola	8
2	Tallahassee	13
3	Live Oak	3
4	Jacksonville	49
5	Leesburg	28
6	St. Petersburg	64
7	Daytona Beach	18
8	Gainesville	12
9	Orlando	48
10	Lakeland	13
11	Miami	41
12	Sarasota	33
13	Tampa	40
14	Panama City	6
15	West Palm Beach	60
16	Florida Keys	7
17	Ft. Lauderdale	69
18	Melbourne	23
19	Ft. Pierce	19
20	Naples	3
21	Ft. Myers	24
22	Port Charlotte	3
23	St. Augustine	5
24	Sanford	14
Statewide Totals		603

Cocaine Found that Caused Death					
Age of Decedent					
Total	< 18	18-25	26-34	35-50	>50
1	0	1	0	0	0
1	0	0	1	0	0
1	0	0	0	0	1
15	0	1	1	8	5
10	0	0	3	5	2
30	1	3	4	10	12
2	0	0	1	1	0
8	0	1	2	3	2
22	0	0	8	12	2
6	0	2	1	1	2
14	0	1	1	5	7
20	1	3	3	7	6
13	0	1	3	4	5
2	0	1	0	1	0
35	0	1	9	17	8
1	0	0	0	1	0
32	0	2	7	13	10
17	0	0	2	7	8
6	0	0	1	4	1
2	0	0	0	2	0
6	0	1	1	3	1
2	0	0	0	2	0
1	0	0	0	0	1
3	0	0	0	1	2
250	2	18	48	107	75

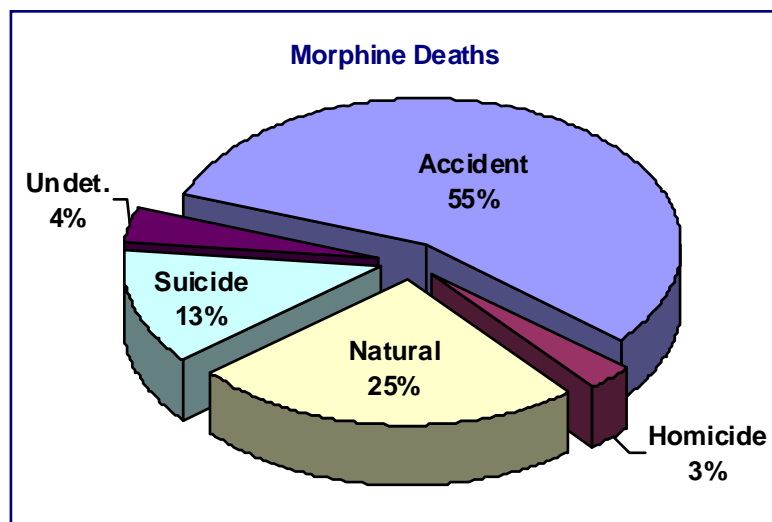
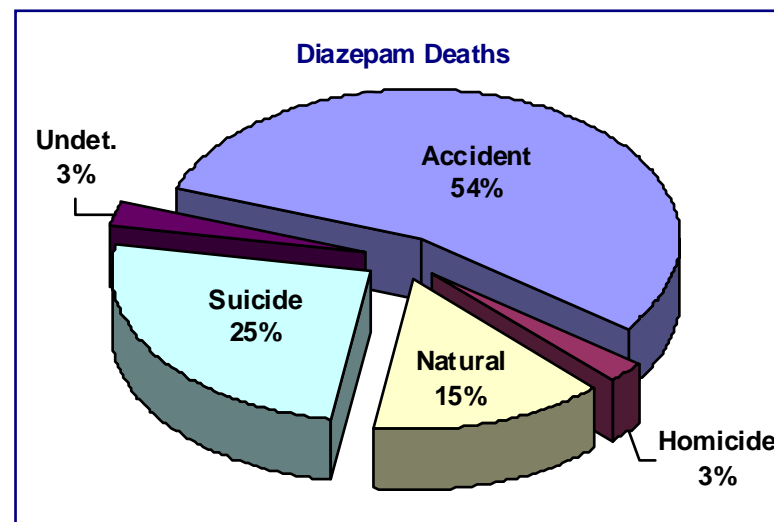
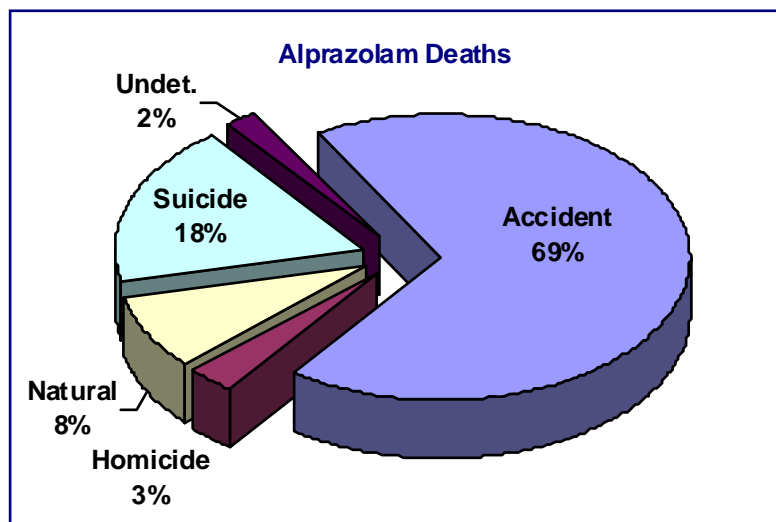
Cocaine Present					
Age of Decedent					
Total	<18	18-25	26-34	35-50	>50
7	0	1	4	1	1
12	0	2	2	5	3
2	0	0	0	0	2
34	0	6	5	15	8
18	0	2	5	8	3
34	0	5	6	16	7
16	0	0	5	5	6
4	0	0	2	0	2
26	1	2	1	16	6
7	0	1	2	3	1
27	0	7	5	8	7
13	0	3	4	6	0
27	0	2	4	15	6
4	0	0	1	2	1
25	0	2	10	10	3
6	0	3	2	1	0
37	0	4	6	20	7
6	0	1	0	4	1
13	0	2	4	5	2
1	0	0	0	0	1
18	0	4	6	8	0
1	0	0	1	0	0
4	0	0	0	4	0
11	0	2	1	6	2
353	1	49	76	158	69

Frequency of Occurrence of Benzodiazepines January – June 2010

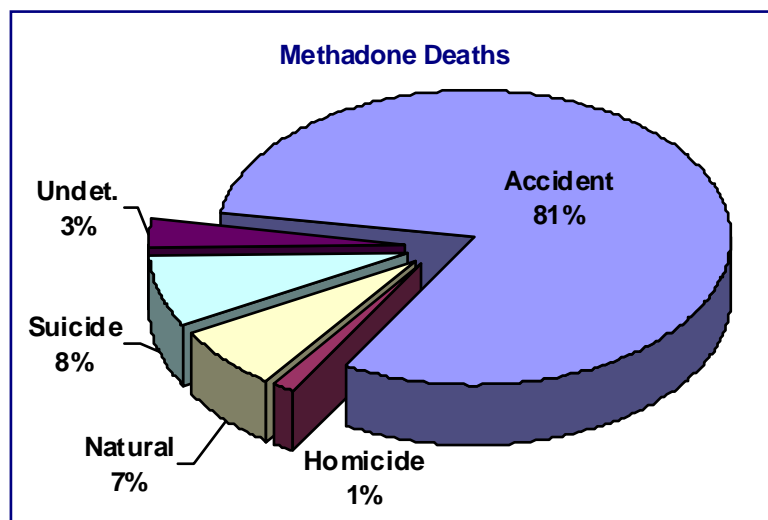
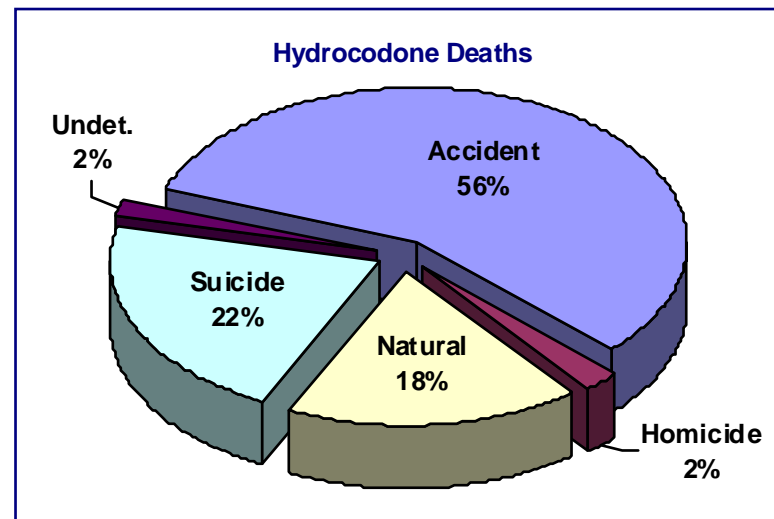
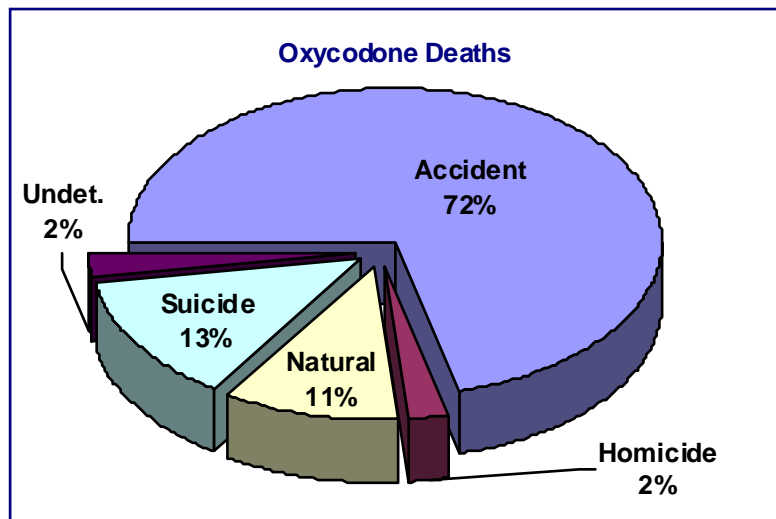


Note: Desalkylflurazepam, estazolam, flunitrazepam, flurazepam, triazolam, and alpha-hydroxytriazolam constituted less than 1% of the drug frequencies.

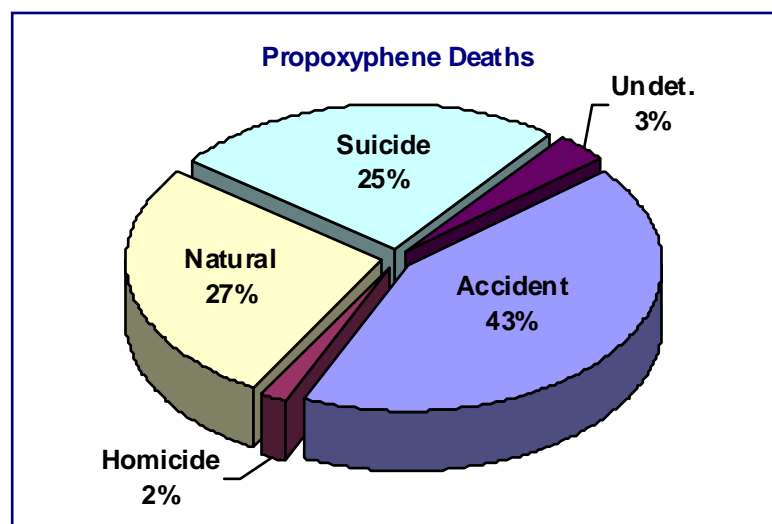
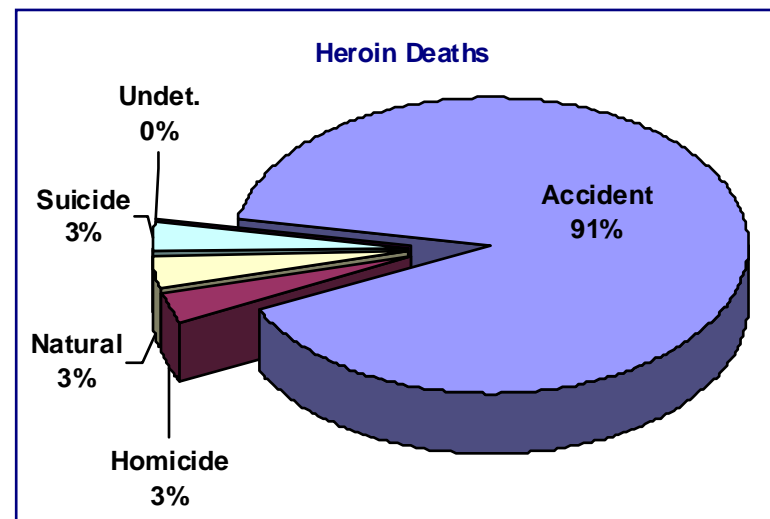
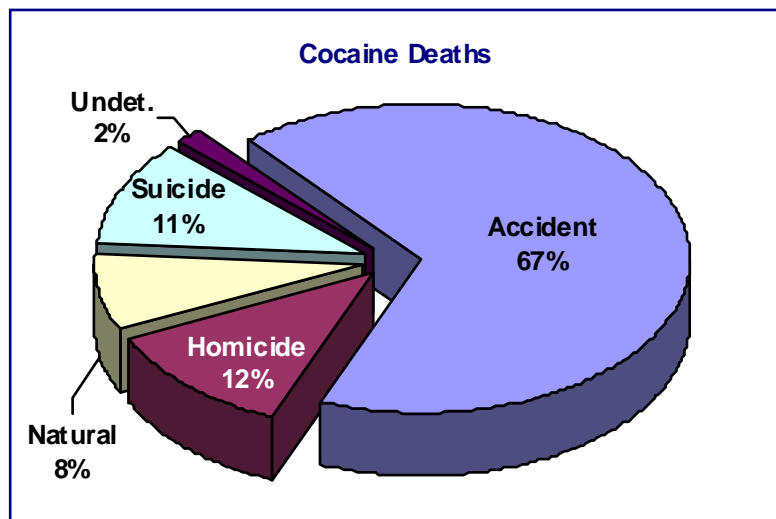
Manners of Death for Cases Reported (Accidental, Homicide, Natural, Suicide or Undetermined)



Manners of Death for Cases Reported (Accidental, Homicide, Natural, Suicide or Undetermined)



Manners of Death for Cases Reported (Accidental, Homicide, Natural, Suicide or Undetermined)



Glossary

Benzodiazepine – A family of sedative-hypnotic drugs indicated for the treatment of stress, anxiety, seizures and alcohol withdrawal. Benzodiazepines are often referred to as “minor tranquilizers.” Xanax (Alprazolam) and Valium (Diazepam) are the most commonly prescribed drugs in this drug class.

Buprenorphine – A semi-synthetic opioid known as Buprenex, Suboxone, and Subutex indicated for the treatment of opioid addiction and moderate to severe pain.

Cannabinoids – A series of compounds found in the marijuana plant, the most psychoactive of which is THC, a strong, illicit hallucinogen. Street names for this drug are often associated with a geographic area from which it came but also include generic names like “ganja”, “MJ”, “ragweed”, “reefer” and “grass.”

Carisoprodol – Muscle relaxant indicated for the treatment of pain, muscle spasms and limited mobility. It is often abused in conjunction with analgesics for enhanced euphoric effect. It is marketed as Soma.

Cocaine – An illicit stimulant. Powdered cocaine goes by many street names including “C”, “blow”, “snow” and “nose candy”, while freebase cocaine is mostly commonly known as “crack.”

Difluoroethane – A gas that is commonly found in electronic cleaning products, and many other consumer aerosol products.

Ethyl Alcohol – Alcohol or ethanol.

Fentanyl – Synthetic narcotic analgesic (pain killer) used in the Duragesic transdermal patch. Also available in a solid “lollypop” sold under the brand name Actiq.

Gamma-Hydroxybutyric Acid (GHB) – A depressant, also known as a “date rape” drug. GHB often goes by the street name “easy lay”, “scoop”, “liquid X”, “Georgia home boy” and “grievous bodily harm.”

Heroin – An illicit narcotic derivative. It is a semi-synthetic product of opium. Heroin also has multiple street names including “H”, “hombre” and “smack.”

Hydrocodone – A narcotic analgesic (pain killer). Vicodin and Lortab are two common drugs containing hydrocodone.

Hydromorphone – A narcotic analgesic (pain killer) used to treat moderate to severe pain. Marketed under the trade name Dilaudid, it is two to eight times more potent than morphine. Commonly used by abusers as a substitute for heroin.

Ketamine – An animal tranquilizer and a chemical relative of PCP. Street names for this drug include “special K”, “vitamin K” and “cat valium.”

Glossary (continued)

Meperidine – A synthetic narcotic analgesic (pain killer) sold under the trade name Demerol, it is used for pre-anesthesia and the relief of moderate to severe pain.

Methadone – A synthetic narcotic analgesic (pain killer) commonly associated with Heroin detoxification and maintenance programs but it is also prescribed to treat severe pain. It has been increasingly prescribed in place of oxycodone for pain management. Dolophine is one form of methadone.

Methylated Amphetamines – Includes such drugs as methamphetamine (stimulant) and MDMA (Ecstasy – which is a hallucinogen). Ecstasy has multiple street names including “E”, “XTC”, “love drug”, and “clarity”. MDMA is often also known by a large variety of embossed logos on the pills such as “Mitsubishis” and “Killer Bees”. Methamphetamine is also known as “meth”, “crank”, “speed” and “tina”.

Morphine – A narcotic analgesic (pain killer) used to treat moderate to severe pain. MS (Morphine Sulfate), Kadian, and MS-Contin are the tablet forms, Roxanol is the liquid form.

Nitrous Oxide (N₂O) – Also known as “laughing gas,” this is an inhalant (gas) that produces light anesthesia and analgesia. “Whippets” are a common form of nitrous oxide.

Oxycodone – A narcotic analgesic (pain killer). OxyContin is one form of this drug and goes by the street name “OC”. Percocet, Percodan, Roxicet, Tylox, and Roxicodone also contain Oxycodone.

Oxymorphone – A narcotic analgesic (pain killer). Prescribed as Opana, Numorphan, and Numorphone.

Phencyclidine (PCP) – An illicit dissociative anesthetic/hallucinogen. Common street names for this drug include “angel dust”, “ace”, “DOA” and “wack”.

Propoxyphene – A synthetic narcotic analgesic (pain killer) used for mild to moderate pain. A chemical cousin to methadone, it is marketed under the trade name Darvon and Darvocet when mixed with acetaminophen.

Rohypnol – Commonly referred to as a “date rape” drug. It is a sedative-hypnotic drug in the Benzodiazepine class. It often goes by the street name “roofies”.

Tramadol – A synthetic narcotic analgesic sold under the trade name Ultram and Ultracet. Indications include the treatment of moderate to severe pain. It is a chemical analogue to Codeine. Not currently a scheduled drug.

Zolpidem – A prescription medication used for the short-term treatment of insomnia. Commonly known as Ambien.