

**FDLE**



# Medical Examiners Commission

2009

## *ANNUAL REPORT*

Published July 2010

Bruce A. Hyma, M.D.  
Chairman

Russell S. Vega, M.D. • Honorable James S. Purdy, J.D. • Sheriff Grady C. Judd  
Jon C. Thomas, L.F.D. • Ken Jones • Honorable Robert J. Krauss, J.D. • Donna G. Hayes

## **From the Chairman of the Medical Examiners Commission**


On behalf of the Medical Examiners Commission, as its Chairman, I am pleased to submit this annual report to each of our district medical examiners. While Senate Bill 1412, which was passed by the legislature this year, removed the requirement that the Medical Examiners Commission submit an Annual Workload Report to the Governor and Legislature, it was decided that we would continue to submit this report to the districts as it provides valuable information.

Throughout 2009, medical examiners continued working with the Department of Health to develop and test the upcoming Electronic Death Registration Reporting System. Due to budget issues, some delays were experienced but the project is still moving forward.

Budget challenges occurred throughout medical examiner districts in 2009. Although times have been difficult for some districts, Florida medical examiners continued to provide their consistent high standards and quality work for the citizens of Florida.

The Report of Drugs Identified in Deceased Persons continues to include highly sought after information. This unique report continues to display the unfortunate yet increasing abuse of prescription drugs. Furthermore, the report assists Florida's state and local agencies in allocating and focusing its resources. In 2009 the Commission decided that in order to improve the accuracy of the Annual Drug Report, all data shall be submitted electronically beginning in 2010. Staff provided a database to all districts, and the first collection of the electronic data will be in September of 2010.

The Medical Examiners Commission continued in a joint initiative with the Missing & Endangered Persons Information Clearinghouse to identify unidentified deceased cases in Florida. The Florida Department of Law Enforcement and the 24 Medical Examiner Districts are working together to resolve more than 700 unidentified deceased cases reported in our state. With new technology and advances in forensic science, the initiative is constantly evolving. This Commission will continue to encourage participation and provide access to free or low cost resources to make identifications possible.

A handwritten signature in black ink, appearing to read "Bruce A. Hyma". The signature is fluid and cursive, with a large initial "B" and "H".

Bruce A. Hyma, M.D.  
Chairman, Medical Examiners Commission

# **TABLE OF CONTENTS**

	Page
Table of Contents .....	1
Introduction.....	2
Summary .....	2
Commission Appointments and Vacancies.....	2
District Medical Examiner Reappointments of Districts 1-7.....	2
Disciplinary Actions .....	3
Violent Crime and Drug Control Council.....	3
State Child Abuse Death Review Committee .....	3
Annual Educational Conference.....	4
Methodology.....	4
Table I            2009 District Demographics and Annual Workload Activity Reports.....	5
Table Ia           Workload by Depth of Examination .....	6
Table II           Cases Accepted Related to District Populations.....	7
Table III          Autopsies Related to Total Deaths, Population, and Violent Deaths.....	7
Table IV          Percent of Medical Examiner Cases Autopsied.....	8
Table V           Ranking of Violent Death Rates.....	9
Table VI          Ranking of Districts by Numbers of Violent Deaths.....	10
Table VII         District Death Rates as Related to Autopsy Rates .....	10
Table VIII       Fifteen Year Comparison of SIDS Deaths.....	11
Table IX          Fifteen Year Comparison of Violent Death Rates .....	12
Chart Ia           Medical Examiner Jurisdiction.....	13
Chart Ib           Medical Examiners Workload 2009.....	13
Chart IIa          Violent vs. Non-Violent Deaths.....	14
Chart IIb          Violent Death Workload.....	14
Chart IIIa         Autopsy Workload as Percent of Total Deaths.....	15
Chart IIIb         Autopsy Workload as Percent of Deaths Referred to Medical Examiners .....	15
Chart IIIc         Autopsy Workload as Percent of Deaths Accepted .....	15
Chart IVa         Workload by Depth of Examinations- Homicide .....	16
Chart IVb         Workload by Depth of Examinations - Suicide .....	16
Chart IVc         Workload by Depth of Examinations - Undetermined ..	16
Chart IVd         Workload by Depth of Examinations - Accident: Motor Vehicle .....	16
Chart IVe         Workload by Depth of Examinations - Accident: Non-Motor Vehicle .....	16
Chart IVf         Workload by Depth of Examinations - Natural .....	16
Chart V            Historical Workload – Cases Referred to Medical Examiners.....	17
Appendix 1        Medical Examiners Commission .....	18
Appendix 2        District Medical Examiners.....	19
Appendix 3        Associate Medical Examiners .....	20
Appendix 4        Map of Florida Depicting Medical Examiners Districts .....	21
Appendix 5        Medical Examiners Commission Term Schedules .....	22
Appendix 6        District Medical Examiners Term Schedules.....	23

## **INTRODUCTION**

The Medical Examiners Act, Chapter 406, Part I, Florida Statutes, was enacted by the 1970 Legislature in order to establish minimum and uniform standards of excellence in statewide medical examiner services. This report is submitted in order to illustrate the direction taken by the Medical Examiners Commission during 2009 to ensure the maintenance of an effective and viable program of medical examiner services throughout Florida.

## **SUMMARY**

Medical examiners in Florida continue to have oversight over approximately two-thirds of the deaths in Florida (See Charts Ia and Ib). Of the 171,308 deaths in the state of Florida in 2009, 118,353 deaths came under medical examiner jurisdiction. While most of these (96,331 deaths or approximately 81 percent) were for the review of cremation requests, medical examiners accepted jurisdiction of 22,022 (18.6 percent) deaths, pursuant to Florida Statutes. Forensic autopsies were performed on 15,737 individuals before the death certificate was signed by the medical examiner.

The manner of death (See Table Ia) is a very important determination that is made by the medical examiner. Natural deaths accounted for 36 percent of the caseload of medical examiners, followed by 30 percent for non-motor vehicular accidents and 13 percent for motor vehicular accidents. Suicides, homicides, and undetermined/pending accounted for the remainder at 13 percent, 6 percent, and 2 percent respectively of the cases accepted by medical examiners.

The workload of medical examiner offices in Florida slightly increased when compared with 2008 (See Chart V). Cremation has become a frequent means of final disposition for bodies in Florida and, accordingly, their review and approval by medical examiners have increased.

## **COMMISSION APPOINTMENTS AND VACANCIES**

The Commission is currently in the process of filling two vacant Commission seats. The state attorney seat has been vacant since Mark E. Kohl, J.D., lost in the 2008 election. The sheriff seat became vacant when Polk County Sheriff Grady Judd's term expired in July 2009. Sheriff Judd continues to sit on the Commission until that seat is filled.

## **MEDICAL EXAMINER DISTRICTS 1-7**

In 2009, the Commission recommended that the District Medical Examiners from Districts 1, 2, 4, and 6 be reappointed by the Governor for additional three-year terms. At the same meeting, the Commission recommended that Barbara C. Wolf, M.D., be appointed as District Medical Examiner in District 5. All of the following districts are still awaiting reappointment by the Governor's Office:

District 1:	Andrea N. Minyard, M.D.
District 2:	David T. Stewart, M.D.
District 4:	Margarita Arruza, M.D.
District 5:	Barbara C. Wolf, M.D.
District 6:	Jon R. Thogmartin, M.D.

Surveys were sent to the constituents of District 7 for information only as that district falls under a Home Rule Charter. Marie A. Herrmann, M.D. of District 7 (Volusia County) continued as the District Medical Examiner. Surveys were also sent to the constituents of District 3 for information only as that district is cross-covered by Districts 2, 4, and 8.

## **DISCIPLINARY ACTIONS**

In 2009, Commission staff received 12 formal written complaints against district medical examiners or their associate medical examiners. Most of these complaints alleged misconduct regarding the findings of cause and/or manner of death, with one alleging failure to notify the next of kin of a death. Of these complaints, 10 cases were found to be legally insufficient, while two resulted in the formation of probable cause panels to consider the complaints. Of these two cases, one resulted in minor disciplinary action; i.e. a written reprimand, which is currently under appeal.

## **VIOLENT CRIME AND DRUG CONTROL COUNCIL**

Through existing partnerships with federal, state, and local law enforcement, the Violent Crime and Drug Control Council (VCDCC) continues to play an integral role in supporting initiatives to protect Florida's citizens, visitors, property and communities. Since the Council's inception in 1993, it has maintained a reputation for initiating and supporting legislation to improve the overall quality of life for the state of Florida and its citizens. The Council is composed of 14 members, including a medical examiner representative, which has been vacant awaiting gubernatorial appointment since 2007. The Council is routinely briefed on the semi-annual and annual Medical Examiners reports regarding drug-related deaths.

## **STATE CHILD ABUSE DEATH REVIEW COMMITTEE**

The State Child Abuse Death Review Committee reviewed 198 cases in 2009, representing deaths that occurred in 2008 of infants and children less than 18 years of age that had been verified by the Department of Children and Families (DCF) as being related to child abuse or neglect. Children five years old and younger comprised 93 percent of the cases reviewed. There had been prior reports to DCF of abuse or neglect in 40 percent of the cases, and in 22 cases (11 percent), there was an open report at the time of the death of the child.

Florida's data continues to parallel national statistics that indicate a prevalence of neglect-related deaths. Out of 198 deaths, 70 percent were neglect-related, while 30 percent were abuse-related. 109 deaths were classified as accidental. Drowning continued to be a major cause of accidental child deaths in Florida (24 percent). There was an increase in the recognition of infant deaths related to the child's sleep environment, with 54 deaths attributed to unsafe sleeping conditions. Three children died in motor vehicle crashes. One child died of hyperthermia after having been left unattended in a vehicle. This was a decrease from the ten deaths of children left in vehicles in 2004, and is believed to have resulted from the media attention given to these deaths and to related criminal prosecutions. 61 of the deaths were classified as homicides. Of these homicides, 93 percent were children under the age of five years old.

The Committee's accomplishments in 2008 included a public awareness and education campaign focusing on safe infant sleep, *Sleep Right, Sleep Tight*. The campaign included print and video training materials, which explained the safe sleep environment requirements, the importance of placing an infant in a safe sleeping environment, and the risks associated with bed sharing and co-sleeping arrangements.

The Committee's 2009 recommendations included the continuation of training professionals and parents in unsafe sleeping environments, drowning prevention and investigations, coping with crying, the role of substance abuse, and death scene investigations. Barbara C. Wolf, M.D., Interim District 5 Medical Examiner represents the Medical Examiners Commission on this committee.

## **ANNUAL EDUCATIONAL CONFERENCE**

The 36<sup>th</sup> Annual Educational Conference was held in Sarasota from August 12-14, 2009. The conference was hosted by the District 12 (Manatee, Sarasota, and Desoto Counties) Medical Examiners Office and the University of Florida William R. Maples Center for Forensic Medicine. The program consisted of a wide variety of interesting and informative lectures including prescription drug monitoring in Florida, wartime forensic pathology, national unidentified and missing persons initiative, canine search operations, investigation of electrocution deaths, and instructive cases in forensic entomology.

## **METHODOLOGY**

Death statistics in Florida reflect the total number of Certificates of Death recorded in 2009 by local county registrars of Vital Statistics. These include both resident and non-resident deaths. This data was obtained from the Office of Vital Statistics in the Department of Health. Rates related to deaths in this report are medical examiner cases per every 1,000 recorded deaths.

Population estimates (as of April 1, 2010) for the state of Florida were provided by the Finance & Economic Analysis Section of the Executive Office of the Governor. Unless otherwise noted, rates related to population in this report are deaths for every 1,000 residents.

Information concerning autopsy numbers and other workload distribution figures are supplied by the 24 medical examiner districts in their Annual Report Workload Data Forms. These forms are filed annually with the Medical Examiners Commission staff in April or May of each year (See Tables I and Ia).

**TABLE I**  
**2009 District Demographics and Annual Workload Activity Reports**

District	Population	Total District Deaths	Natural	Accident: Motor Vehicle	Accident: Non-Motor Vehicle	Suicide	Homicide	Undetermined	Pending	Total Violent Deaths	Fetal Deaths	Human Archaeological Remains	Non-Human Remains	Total Cremation Approvals (CA)	Total Cases Referred to ME	Total Cases Accepted (incl CA)	Cases Referred Minus CA	Cases Accepted Minus CA	Jurisdiction Declined	SIDS	Police Custody or Penal Inst.
	A	B	C	D	E	F	G	H	I	J	K	L	M	N	O	P	Q	R	S	T	U
1	711,642	6,399	343	125	240	125	37	19	5	551	2	0	14	2,815	5,139	3,709	2,324	894	1,430	0	5
2	415,115	2,786	140	68	97	57	21	7	5	255	0	0	0	1,029	1,809	1,424	780	395	385	1	5
3	166,159	1,449	69	57	52	23	13	10	0	155	0	0	0	651	971	875	320	224	96	0	12
4	1,158,314	10,019	399	173	335	194	134	35	6	877	11	0	28	5,011	6,730	6,287	1,719	1,276	443	3	93
5	1,025,416	12,537	330	150	432	184	31	29	0	826	0	0	6	8,513	10,259	9,669	1,746	1,156	590	0	17
6	1,370,899	16,946	502	208	750	279	58	57	0	1,352	1	1	39	12,127	14,638	13,981	2,511	1,854	657	0	17
7	507,105	5,905	232	93	226	78	26	9	1	433	1	3	0	3,582	4,642	4,247	1,060	665	395	4	7
8	384,859	3,838	229	110	150	59	22	33	1	375	0	0	6	2,017	2,902	2,621	885	604	281	3	79
9	1,381,670	8,798	565	223	347	163	116	30	0	879	4	0	4	5,688	8,677	7,132	2,989	1,444	1,545	6	29
10	712,389	6,789	257	119	182	105	35	2	3	446	0	2	16	3,915	5,272	4,618	1,357	703	654	0	4
11	2,472,344	18,327	958	314	489	233	246	4	120	1,406	3	3	12	7,608	10,537	9,972	2,929	2,364	565	0	44
12	742,516	8,308	323	71	281	140	43	18	0	553	0	1	0	6,102	7,489	6,978	1,387	876	511	1	3
13	1,196,892	10,182	900	206	603	199	68	14	0	1,090	5	1	25	5,211	8,013	7,201	2,802	1,990	812	5	1
14	298,176	2,940	260	78	76	65	20	6	0	245	3	0	2	1,194	2,031	1,699	837	505	332	2	6
15	1,287,344	13,349	347	196	592	189	96	37	0	1,110	1	2	4	5,938	8,245	7,395	2,307	1,457	850	2	7
16	77,925	543	74	16	55	30	4	5	0	110	0	0	5	421	645	605	224	184	40	1	1
17	1,744,922	13,971	656	176	589	233	86	51	0	1,135	4	1	0	6,348	9,609	8,139	3,261	1,791	1,470	1	6
18	555,657	5,583	205	62	244	102	32	6	0	446	0	3	11	3,212	3,863	3,863	651	651	0	0	7
19	598,057	6,267	316	96	254	118	33	5	0	506	0	0	9	3,952	4,922	4,774	970	822	148	3	10
20	333,032	2,756	141	28	197	49	13	3	32	322	1	0	8	1,944	2,687	2,407	743	463	280	0	0
21	667,755	5,931	309	134	291	115	53	3	0	596	0	1	1	4,183	7,098	5,088	2,915	905	2,010	0	4
22	165,455	2,290	66	18	46	23	3	2	0	92	0	0	0	1,704	2,163	1,862	459	158	301	1	2
23	353,081	2,475	128	58	77	66	12	0	0	213	0	1	2	1,579	2,157	1,920	578	341	237	2	0
24	423,759	2,920	99	20	97	60	17	6	1	201	0	0	0	1,587	2,152	1,887	565	300	265	1	2
State	18,750,483	171,308	7,848	2,799	6,702	2,889	1,219	391	174	14,174	36	19	192	96,331	132,650	118,353	36,319	22,022	14,297	36	361

Note: Columns are labeled for easy reference to other tables in report.

**TABLE Ia**  
**2009 Workload by Depth of Examination**

District	Natural				Acc: Motor Veh				Acc: Non Motor Veh				Suicide				Homicide				Undetermined				Pending				Totals for Year		
	Autopsied	Body Inspected	Case Investigated only	Total	Autopsied	Body Inspected	Case Investigated only	Total	Autopsied	Body Inspected	Case Investigated only	Total	Autopsied	Body Inspected	Case Investigated only	Total	Autopsied	Body Inspected	Case Investigated only	Total	Autopsied	Body Inspected	Case Investigated only	Total	Autopsied	Body Inspected	Case Investigated only	Total	Autopsied	Body Inspected	Case Investigated only
	a	b	c	d	e	f	g	h	i	j	k	l	m	n	o	p	q	r	s	t	u	v	w	x	y	z	aa	bb	cc	dd	ee
1	68	13	262	343	25	67	33	125	97	21	122	240	124	0	1	125	37	0	0	37	13	1	5	19	5	0	0	5	369	102	423
2	72	56	12	140	55	9	4	68	68	22	7	97	57	0	0	57	21	0	0	21	6	1	0	7	1	3	1	5	280	91	24
3	53	14	2	69	56	1	0	57	37	15	0	52	23	0	0	23	13	0	0	13	9	1	0	10	0	0	0	0	191	31	2
4	333	65	1	399	129	44	0	173	215	103	17	335	194	0	0	194	134	0	0	134	32	2	1	35	6	0	0	6	1,043	214	19
5	186	32	112	330	138	1	11	150	233	5	194	432	183	0	1	184	31	0	0	31	27	1	1	29	0	0	0	0	798	39	319
6	258	244	0	502	166	41	1	208	517	228	5	750	279	0	0	279	58	0	0	58	57	0	0	57	0	0	0	0	1,335	513	6
7	124	108	0	232	78	15	0	93	144	77	5	226	77	1	0	78	26	0	0	26	8	0	1	9	1	0	0	1	458	201	6
8	183	45	1	229	106	4	0	110	65	85	0	150	58	0	1	59	20	2	0	22	32	1	0	33	1	0	0	1	465	137	2
9	364	201	0	565	173	50	0	223	237	110	0	347	159	4	0	163	113	3	0	116	30	0	0	30	0	0	0	0	1,076	368	0
10	191	48	18	257	102	14	3	119	150	10	22	182	103	2	0	105	35	0	0	35	1	0	1	2	3	0	0	3	585	74	44
11	663	272	23	958	306	8	0	314	338	74	77	489	233	0	0	233	246	0	0	246	4	0	0	4	120	0	0	120	1,910	354	100
12	207	115	1	323	67	4	0	71	176	97	8	281	139	1	0	140	42	0	1	43	18	0	0	18	0	0	0	0	649	217	10
13	403	471	26	900	182	24	0	206	361	48	194	603	199	0	0	199	66	2	0	68	14	0	0	14	0	0	0	0	1,225	545	220
14	99	65	96	260	56	18	4	78	50	9	17	76	65	0	0	65	20	0	0	20	6	0	0	6	0	0	0	0	296	92	117
15	190	152	5	347	135	60	1	196	397	172	23	592	188	1	0	189	96	0	0	96	37	0	0	37	0	0	0	0	1,043	385	29
16	48	26	0	74	16	0	0	16	49	5	1	55	30	0	0	30	4	0	0	4	5	0	0	5	0	0	0	0	152	31	1
17	352	296	8	656	155	20	1	176	419	157	13	589	223	10	0	233	86	0	0	86	47	3	1	51	0	0	0	0	1,282	486	23
18	137	65	3	205	54	8	0	62	178	63	3	244	101	1	0	102	32	0	0	32	3	3	0	6	0	0	0	0	505	140	6
19	199	114	3	316	90	6	0	96	177	43	34	254	118	0	0	118	33	0	0	33	5	0	0	5	0	0	0	0	622	163	37
20	70	69	2	141	28	0	0	28	66	58	73	197	49	0	0	49	13	0	0	13	1	2	0	3	32	0	0	32	259	129	75
21	158	151	0	309	131	3	0	134	138	153	0	291	115	0	0	115	53	0	0	53	3	0	0	3	0	0	0	0	598	307	0
22	40	26	0	66	18	0	0	18	43	3	0	46	23	0	0	23	3	0	0	3	2	0	0	2	0	0	0	0	129	29	0
23	33	77	18	128	52	6	0	58	66	11	0	77	64	2	0	66	12	0	0	12	0	0	0	0	0	0	0	0	227	96	18
24	57	42	0	99	18	2	0	20	83	11	3	97	60	0	0	60	17	0	0	17	4	0	2	6	1	0	0	1	240	55	5
<b>State</b>	<b>4,488</b>	<b>2,767</b>	<b>593</b>	<b>7,848</b>	<b>2,336</b>	<b>405</b>	<b>58</b>	<b>2,799</b>	<b>4,304</b>	<b>1,580</b>	<b>818</b>	<b>6,702</b>	<b>2,864</b>	<b>22</b>	<b>3</b>	<b>2,889</b>	<b>1,211</b>	<b>7</b>	<b>1</b>	<b>1,219</b>	<b>364</b>	<b>15</b>	<b>12</b>	<b>391</b>	<b>170</b>	<b>3</b>	<b>1</b>	<b>174</b>	<b>15,737</b>	<b>4,799</b>	<b>1,486</b>

Note: Cases Investigated Only means the body was not viewed by a medical examiner (ME), although the case was investigated and certified by an ME.  
Columns are labeled for easy reference to other tables in report.

**TABLE II**

**Cases Accepted by Medical Examiners  
Related to District Population**

Autopsies and Other			Cremation		
Rank	Dist	Investigations	Rank	Dist	Approvals
1	16	2.361	1	22	10.299
2	14	1.694	2	6	8.846
3	13	1.663	3	5	8.302
4	8	1.569	4	12	8.218
5	20	1.390	5	7	7.064
6	19	1.374	6	19	6.608
7	21	1.355	7	21	6.264
8	6	1.352	8	20	5.837
9	3	1.348	9	18	5.781
10	7	1.311	10	10	5.496
11	1	1.256	11	16	5.403
12	12	1.180	12	8	5.241
13	18	1.172	13	15	4.613
14	15	1.132	14	23	4.472
15	5	1.127	15	13	4.354
16	4	1.102	16	4	4.326
17	9	1.045	17	9	4.117
18	17	1.026	18	14	4.004
19	10	0.987	19	1	3.956
20	23	0.966	20	3	3.918
21	11	0.956	21	24	3.745
22	22	0.955	22	17	3.638
23	2	0.952	23	11	3.077
24	24	0.708	24	2	2.479

**TABLE III**

**Autopsies Related to  
Total Deaths, Population, and Violent Deaths**

Autopsies/ Total Deaths			Autopsies/ Population			Autopsies/ Violent Deaths		
Rank	Dist	Total Deaths	Rank	Dist	Population	Rank	Dist	Violent Deaths
1	16	0.280	1	16	1.951	1	22	1.402
2	3	0.132	2	8	1.208	2	16	1.382
3	9	0.122	3	3	1.150	3	11	1.358
4	8	0.121	4	19	1.040	4	10	1.312
5	13	0.120	5	13	1.023	5	8	1.240
6	11	0.104	6	14	0.993	6	3	1.232
7	4	0.104	7	6	0.974	7	19	1.229
8	21	0.101	8	18	0.909	8	9	1.224
9	14	0.101	9	7	0.903	9	14	1.208
10	2	0.101	10	4	0.900	10	24	1.194
11	19	0.099	11	21	0.896	11	4	1.189
12	20	0.094	12	12	0.874	12	12	1.174
13	17	0.092	13	10	0.821	13	18	1.132
14	23	0.092	14	15	0.810	14	17	1.130
15	18	0.090	15	22	0.780	15	13	1.124
16	10	0.086	16	9	0.779	16	2	1.098
17	24	0.082	17	5	0.778	17	23	1.066
18	6	0.079	18	20	0.778	18	7	1.058
19	15	0.078	19	11	0.773	19	21	1.003
20	12	0.078	20	17	0.735	20	6	0.987
21	7	0.078	21	2	0.675	21	5	0.966
22	5	0.064	22	23	0.643	22	15	0.940
23	1	0.058	23	24	0.566	23	20	0.804
24	22	0.056	24	1	0.519	24	1	0.670

**TABLE IV**

**Percent of Medical Examiner Cases Autopsied**

<b>District</b>	<b>Natural</b>	<b>Accident: Motor Vehicle</b>	<b>Accident: Non-Motor Vehicle</b>	<b>Suicide</b>	<b>Homicide</b>	<b>Undetermined</b>
1	19.8%	20.0%	40.4%	99.2%	100.0%	68.4%
2	51.4%	80.9%	70.1%	100.0%	100.0%	85.7%
3	76.8%	98.2%	71.2%	100.0%	100.0%	90.0%
4	83.5%	74.6%	64.2%	100.0%	100.0%	91.4%
5	56.4%	92.0%	53.9%	99.5%	100.0%	93.1%
6	51.4%	79.8%	68.9%	100.0%	100.0%	100.0%
7	53.4%	83.9%	63.7%	98.7%	100.0%	88.9%
8	79.9%	96.4%	43.3%	98.3%	90.9%	97.0%
9	64.4%	77.6%	68.3%	97.5%	97.4%	100.0%
10	74.3%	85.7%	82.4%	98.1%	100.0%	50.0%
11	69.2%	97.5%	69.1%	100.0%	100.0%	100.0%
12	64.1%	94.4%	62.6%	99.3%	97.7%	100.0%
13	44.8%	88.3%	59.9%	100.0%	97.1%	100.0%
14	38.1%	71.8%	65.8%	100.0%	100.0%	100.0%
15	54.8%	68.9%	67.1%	99.5%	100.0%	100.0%
16	64.9%	100.0%	89.1%	100.0%	100.0%	100.0%
17	53.7%	88.1%	71.1%	95.7%	100.0%	92.2%
18	66.8%	87.1%	73.0%	99.0%	100.0%	50.0%
19	63.0%	93.8%	69.7%	100.0%	100.0%	100.0%
20	49.6%	100.0%	33.5%	100.0%	100.0%	33.3%
21	51.1%	97.8%	47.4%	100.0%	100.0%	100.0%
22	60.6%	100.0%	93.5%	100.0%	100.0%	100.0%
23	25.8%	89.7%	85.7%	97.0%	100.0%	0.0%
24	57.6%	90.0%	85.6%	100.0%	100.0%	66.7%
<b>State</b>	<b>57.2%</b>	<b>83.5%</b>	<b>64.2%</b>	<b>99.1%</b>	<b>99.3%</b>	<b>93.1%</b>

**TABLE V**  
**Ranking of Violent Death Rates**  
**(Per Population / 1000)**

<b>Ranking</b>	<b>Dist</b>	<b>Mot Veh Acc/ Population</b>	<b>Dist</b>	<b>Non M-V Acc/ Population</b>	<b>Dist</b>	<b>Homicides/ Population</b>	<b>Dist</b>	<b>Suicides/ Population</b>	<b>Dist</b>	<b>Total Violent/ Population</b>
1	3	0.343	16	0.706	4	0.116	16	0.385	16	1.412
2	8	0.286	20	0.592	11	0.100	14	0.218	6	0.986
3	14	0.262	6	0.547	9	0.084	6	0.204	8	0.974
4	16	0.205	13	0.504	21	0.079	19	0.197	20	0.967
5	21	0.201	15	0.460	3	0.078	12	0.189	3	0.933
6	7	0.183	7	0.446	15	0.075	23	0.187	13	0.911
7	1	0.176	18	0.439	14	0.067	18	0.184	21	0.893
8	13	0.172	21	0.436	12	0.058	5	0.179	15	0.862
9	10	0.167	19	0.425	18	0.058	1	0.176	7	0.854
10	23	0.164	5	0.421	8	0.057	21	0.172	19	0.846
11	2	0.164	8	0.390	13	0.057	4	0.167	14	0.822
12	9	0.161	12	0.378	19	0.055	13	0.166	5	0.806
13	19	0.161	17	0.338	1	0.052	7	0.154	18	0.803
14	15	0.152	1	0.337	16	0.051	8	0.153	1	0.774
15	6	0.152	3	0.313	7	0.051	10	0.147	4	0.757
16	4	0.149	4	0.289	2	0.051	20	0.147	12	0.745
17	5	0.146	22	0.278	17	0.049	15	0.147	17	0.650
18	11	0.127	10	0.255	10	0.049	24	0.142	9	0.636
19	18	0.112	14	0.255	6	0.042	22	0.139	10	0.626
20	22	0.109	9	0.251	24	0.040	3	0.138	2	0.614
21	17	0.101	2	0.234	20	0.039	2	0.137	23	0.603
22	12	0.096	24	0.229	23	0.034	17	0.134	11	0.569
23	20	0.084	23	0.218	5	0.030	9	0.118	22	0.556
24	24	0.047	11	0.198	22	0.018	11	0.094	24	0.474

Rank	Violent Deaths	District	Geographical Area of Florida with Population Ranking (#)
1	1,408	11	Miami (#1)
2	1,384	6	St. Petersburg (#4)
3	1,180	17	Ft. Lauderdale (#2)
4	1,095	13	Tampa (#6)
5	1,079	15	Palm Beach (#5)
6	963	9	Orlando (#3)
7	873	4	Jacksonville (#7)
8	786	5	Leesburg (#8)
9	588	21	Ft. Myers (#12)
10	533	1	Pensacola (#11)
11	517	10	Lakeland (#10)
12	507	12	Sarasota (#9)
13	497	18	Melbourne (#14)
14	454	19	Ft. Pierce (#13)
15	441	7	Daytona Beach (#15)
16	397	8	Gainesville (#18)
17	273	20	Naples (#20)
18	271	2	Tallahassee (#17)
19	246	14	Panama City (#21)
20	209	23	St. Augustine (#19)
21	163	24	Sanford (#16)
22	153	3	Live Oak (#22)
23	101	16	Florida Keys (#24)
24	92	22	Port Charlotte (#23)
<b>State</b>	<b>14,210</b>		

Dist	Deaths/Population	Autopsies/Total Deaths	Autopsies/Population
1	0.90%	0.070	0.632
2	0.67%	0.119	0.797
3	0.87%	0.124	1.077
4	0.86%	0.098	0.847
5	1.22%	0.063	0.773
6	1.24%	0.079	0.972
7	1.16%	0.088	1.029
8	1.00%	0.128	1.273
9	0.64%	0.136	0.869
10	0.95%	0.089	0.845
11	0.74%	0.106	0.789
12	1.12%	0.075	0.838
13	0.85%	0.128	1.093
14	0.99%	0.073	0.724
15	1.04%	0.091	0.943
16	0.70%	0.265	1.848
17	0.80%	0.089	0.712
18	1.00%	0.095	0.952
19	1.05%	0.096	1.010
20	0.83%	0.073	0.607
21	0.89%	0.105	0.934
22	1.38%	0.055	0.755
23	0.70%	0.091	0.640
24	0.69%	0.077	0.531
<b>State</b>	<b>0.91%</b>	<b>0.094</b>	<b>0.859</b>

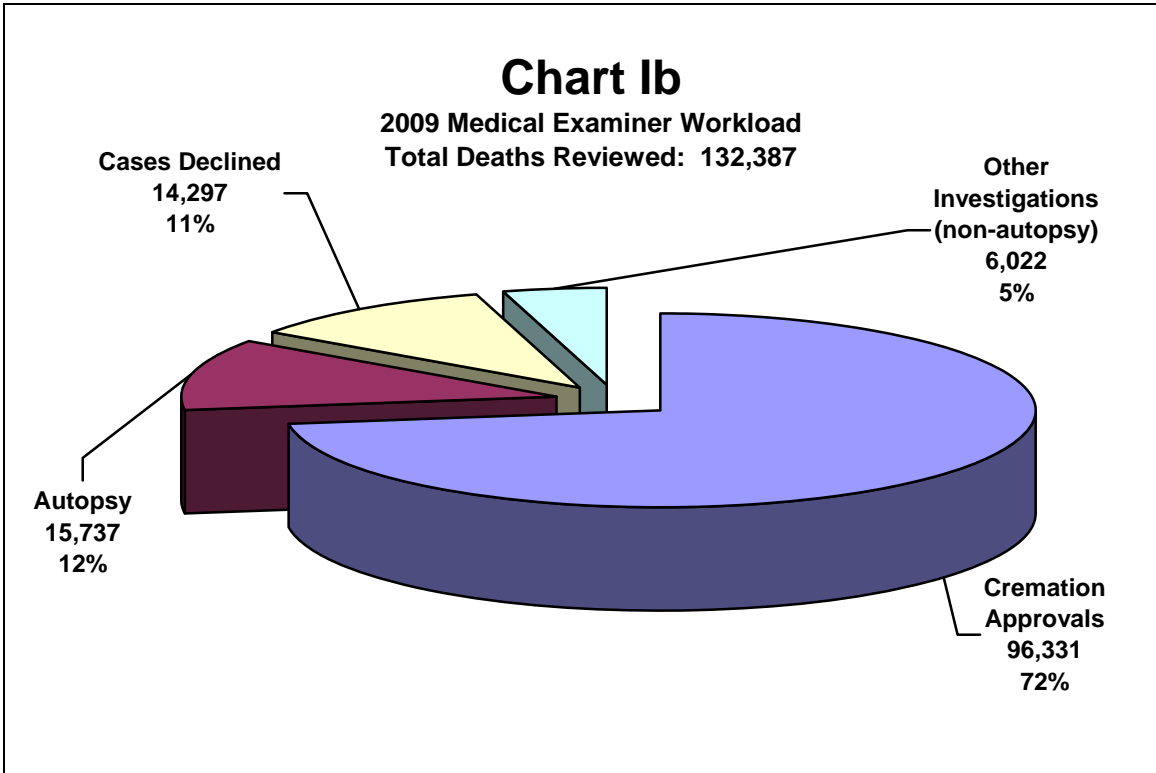
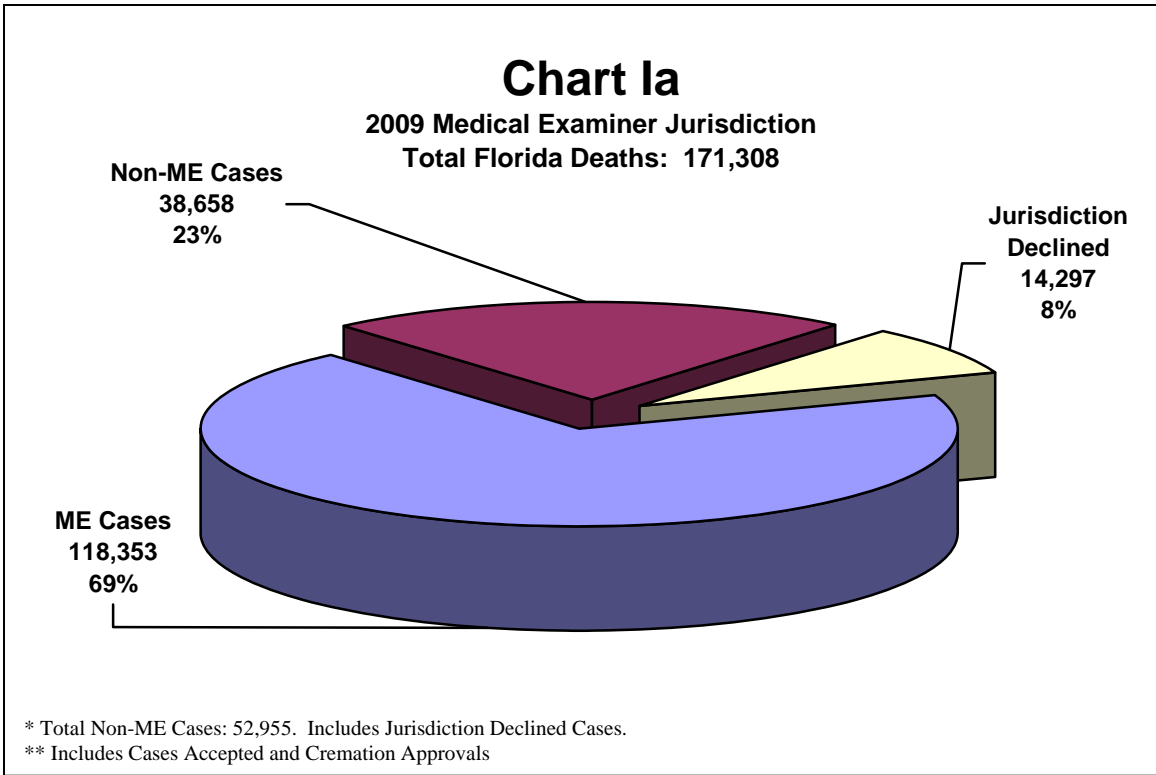
**TABLE VIII**

**Fifteen Year Comparison of SIDS Deaths**

Dist	1995	1996	1997	1998	1999	2000	2001	2002	2003	2004	2005	2006	2007	2008	2009
1	3	9	7	6	8	2	5	2	6	2	3	3	0	0	0
2	5	2	6	3	6	2	1	0	2	2	0	2	0	4	1
3	2	1	2	3	1	3	1	0	1	1	1	0	0	2	0
4	13	12	10	11	8	15	7	6	9	7	8	4	3	5	3
5	5	6	7	1	9	1	6	3	2	2	8	1	2	0	0
6	6	14	16	6	7	7	0	0	0	0	0	0	0	0	0
7	1	7	2	4	4	6	4	2	2	4	7	5	1	2	4
8	5	5	4	6	5	3	3	6	8	7	0	5	2	9	3
9	9	12	13	9	13	3	11	17	11	8	12	10	6	5	6
10	11	10	14	8	15	10	3	5	7	7	0	0	1	0	0
11	19	18	8	11	9	8	0	4	2	0	2	5	4	1	0
12	4	0	3	1	0	1	1	1	0	0	0	2	2	1	1
13	13	12	10	16	13	10	13	10	4	6	7	5	8	7	5
14	1	7	1	1	2	0	0	1	0	0	0	0	0	1	2
15	7	10	3	2	2	1	1	3	2	1	2	0	2	0	2
16	1	0	0	0	1	0	1	1	0	0	0	0	0	0	1
17	13	2	7	10	4	10	9	2	8	5	3	5	5	2	1
18	5	4	3	1	0	5	1	1	1	1	2	1	0	0	0
19	5	7	3	3	2	2	2	4	0	2	4	2	8	1	3
20	1	2	0	2	0	1	1	0	2	2	2	2	1	2	0
21	6	3	8	6	2	5	2	1	3	3	2	1	1	1	0
22	2	0	0	1	0	2	1	1	1	0	2	0	0	1	1
23	3	6	7	2	0	3	1	0	2	2	7	4	4	5	2
24	4	2	3	2	7	2	6	3	0	2	4	1	1	1	1
<b>State</b>	<b>144</b>	<b>151</b>	<b>137</b>	<b>115</b>	<b>118</b>	<b>102</b>	<b>80</b>	<b>73</b>	<b>73</b>	<b>64</b>	<b>76</b>	<b>58</b>	<b>51</b>	<b>50</b>	<b>36</b>

**TABLE IX****Fifteen Year Comparison of Violent Death Rates**

<b>Dist</b>	<b>1994</b>	<b>1995</b>	<b>1996</b>	<b>1997</b>	<b>1998</b>	<b>1999</b>	<b>2000</b>	<b>2001</b>	<b>2002</b>	<b>2003</b>	<b>2004</b>	<b>2005</b>	<b>2006</b>	<b>2007</b>	<b>2008</b>	<b>2009</b>
1	0.581	0.564	0.597	0.583	0.574	0.517	0.576	0.664	0.714	0.763	0.787	0.867	0.831	0.811	0.805	0.807
2	0.615	0.634	0.615	0.541	0.572	0.554	0.688	0.530	0.621	0.359	0.560	0.736	0.640	0.634	0.625	0.624
3	0.802	0.689	0.670	0.723	0.681	0.660	0.749	0.690	0.976	0.773	0.848	0.981	0.910	0.990	0.975	0.975
4	0.638	0.613	0.609	0.589	0.598	0.620	0.634	0.703	0.740	0.743	0.793	0.802	0.792	0.842	0.835	0.837
5	0.676	0.685	0.618	0.648	0.702	0.587	0.702	0.784	0.796	0.755	0.711	0.792	0.782	0.699	0.690	0.685
6	0.565	0.644	0.582	0.615	0.597	0.642	0.647	0.721	0.766	0.805	0.846	0.825	0.893	0.909	0.910	0.914
7	0.673	0.663	0.626	0.716	0.705	0.724	0.652	0.670	0.814	0.769	0.838	0.867	0.810	0.823	0.818	0.824
8	0.694	0.743	0.698	0.696	0.718	0.672	0.733	0.705	0.802	0.947	0.905	1.072	1.049	1.170	1.151	1.141
9	0.639	0.669	0.657	0.582	0.691	0.664	0.621	0.655	0.615	0.617	0.695	0.730	0.721	0.702	0.693	0.697
10	0.538	0.626	0.578	0.604	0.590	0.614	0.622	0.641	0.669	0.665	0.788	0.569	0.764	0.663	0.657	0.658
11	0.705	0.730	0.720	0.684	0.670	0.648	0.598	0.585	0.615	0.586	0.584	0.608	0.621	0.611	0.607	0.608
12	0.500	0.584	0.599	0.547	0.557	0.559	0.627	0.634	0.554	0.689	0.731	0.763	0.753	0.746	0.737	0.741
13	0.776	0.783	0.729	0.743	0.793	0.818	0.795	0.797	0.896	0.879	0.847	0.864	0.908	0.908	0.902	0.905
14	0.658	0.748	0.744	0.603	0.767	0.669	0.847	0.884	0.863	0.891	0.844	0.845	0.927	0.937	0.920	0.919
15	0.651	0.614	0.641	0.623	0.651	0.659	0.660	0.700	0.691	0.789	0.774	0.792	0.833	0.904	0.904	0.910
16	0.960	0.815	0.943	1.003	0.909	1.126	0.741	1.464	1.085	1.242	1.120	1.226	1.180	1.279	1.328	1.296
17	0.597	0.613	0.636	0.638	0.596	0.625	0.544	0.609	0.649	0.641	0.646	0.693	0.666	0.675	0.677	0.683
18	0.527	0.640	0.618	0.576	0.595	0.583	0.701	0.750	0.888	0.872	0.848	1.002	0.981	0.880	0.874	0.875
19	0.686	0.677	0.604	0.575	0.650	0.622	0.675	0.858	0.867	0.897	0.951	0.827	0.835	0.764	0.754	0.759
20	0.731	0.815	0.736	0.890	0.787	0.797	0.704	0.756	0.836	0.838	0.865	0.941	0.946	0.872	0.874	0.874
21	0.868	0.772	0.822	0.834	0.874	0.927	0.912	0.956	0.941	0.929	1.082	1.113	1.047	0.993	0.979	0.991
22	0.368	0.556	0.518	0.442	0.394	0.497	0.551	0.505	0.485	0.507	0.682	0.669	0.605	0.620	0.615	0.616
23	0.653	0.723	0.625	0.759	0.738	0.735	0.723	0.630	0.694	0.680	0.695	0.649	0.624	0.663	0.645	0.643
24	0.284	0.278	0.334	0.370	0.459	0.342	0.318	0.299	0.335	0.385	0.357	0.335	0.081	0.409	0.408	0.411
<b>State</b>	<b>0.635</b>	<b>0.657</b>	<b>0.643</b>	<b>0.636</b>	<b>0.652</b>	<b>0.647</b>	<b>0.647</b>	<b>0.682</b>	<b>0.715</b>	<b>0.721</b>	<b>0.748</b>	<b>0.772</b>	<b>0.773</b>	<b>0.775</b>	<b>0.770</b>	<b>0.772</b>

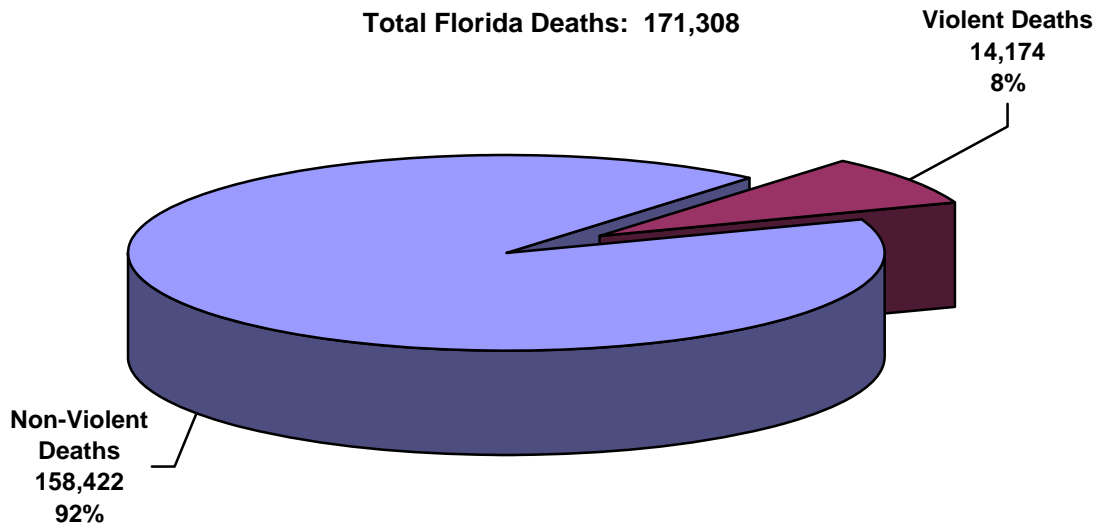


# Chart IIa

2009

Violent vs. Non-Violent Deaths

Total Florida Deaths: 171,308

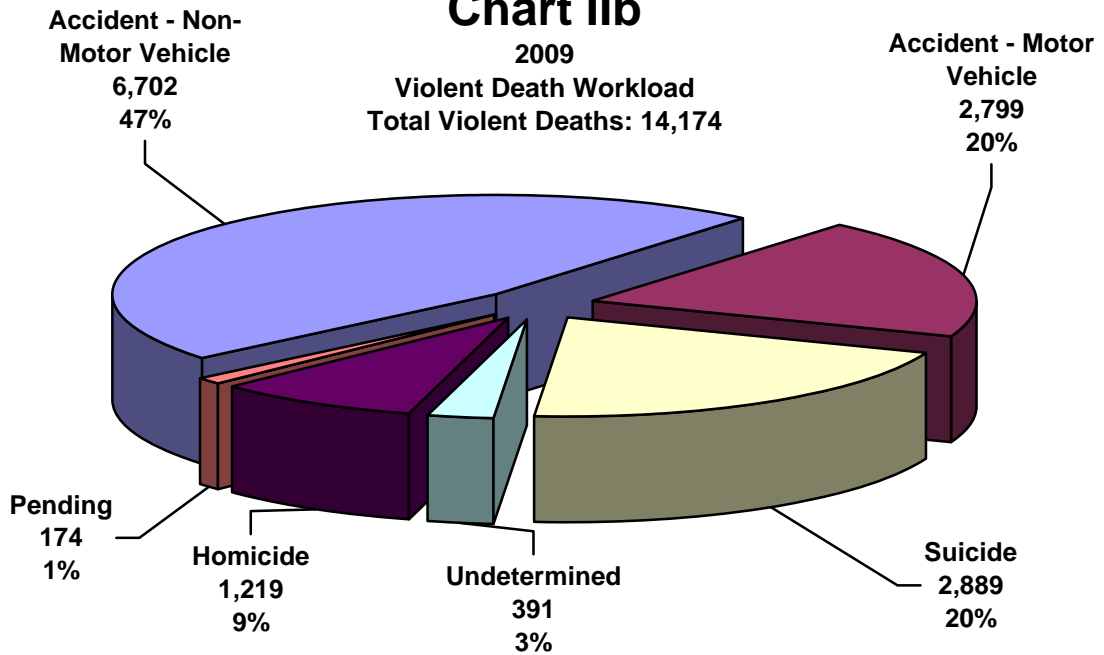


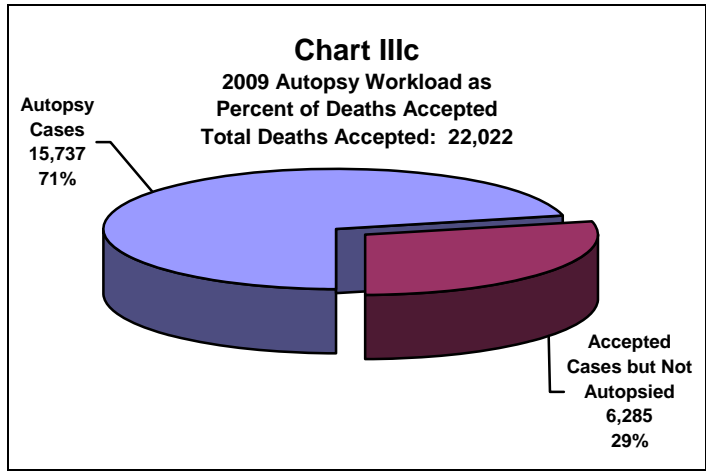
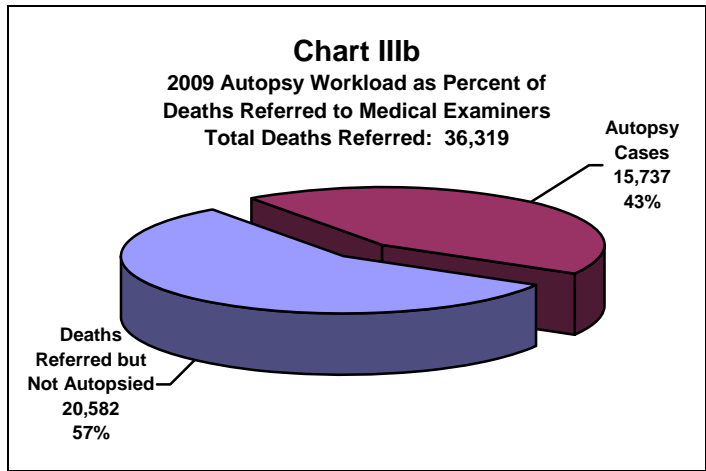
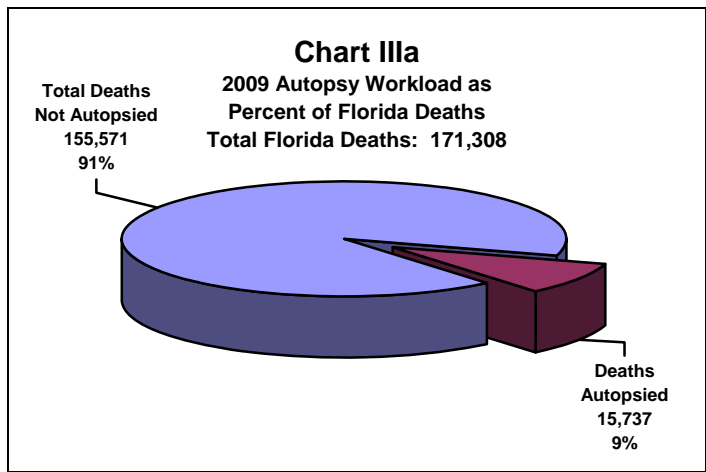
# Chart IIb

2009

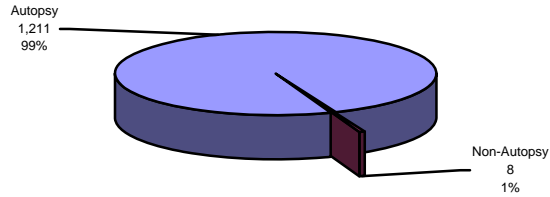
Violent Death Workload

Total Violent Deaths: 14,174

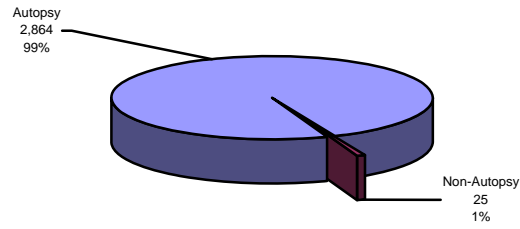




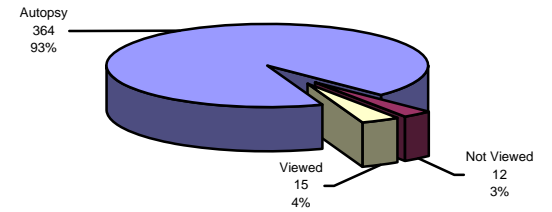
**Chart IVa**  
Workload by Depth of Examinations  
Homicide



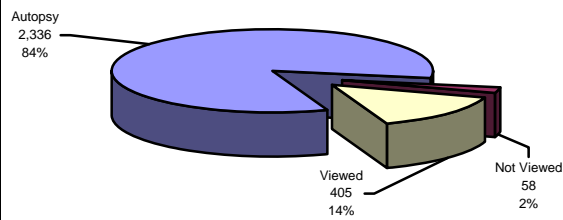
**Chart IVb**  
Workload by Depth of Examinations  
Suicide



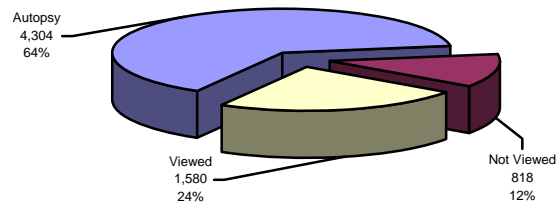
**Chart IVc**  
Workload by Depth of Examinations  
Undetermined



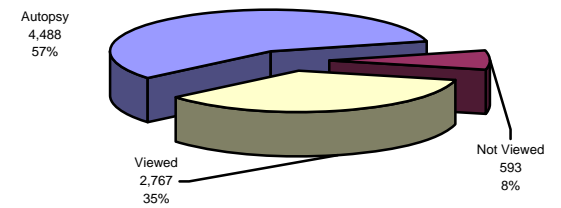
**Chart IVd**  
Workload by Depth of Examinations  
Accident: Motor Vehicle



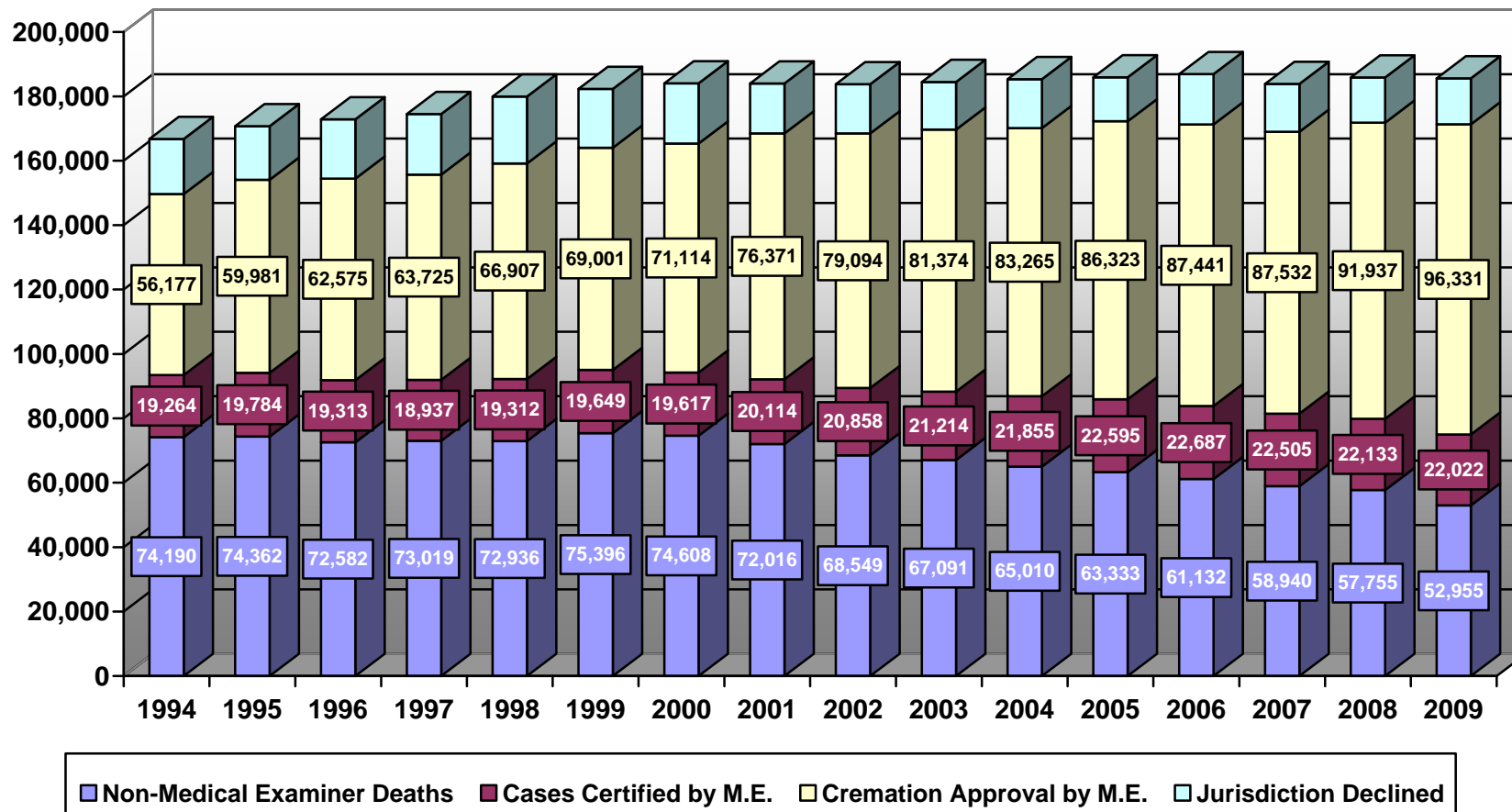
**Chart IVe**  
Workload by Depth of Examinations  
Accident: Non-Motor Vehicle



**Chart IVf**  
Workload by Depth of Examinations  
Natural



**Chart V**  
**Historical Workload**  
**Cases Referred to Medical Examiners**  
**1994-2009**



## MEDICAL EXAMINERS COMMISSION

**Bruce A. Hyma, M.D.**  
**Chairman**

District 11 Medical Examiner  
 Number One on Bob Hope Road  
 Miami, Florida 33136-1133  
 (305) 545-2425  
 FAX: (305) 545-2412  
*e-mail: bahyma@miamidade.gov*

**Russell S. Vega, M.D.**

District 12 Medical Examiner  
 2001 Siesta Drive, Suite 302  
 Sarasota, Florida 34239  
 (941) 361-6909  
 FAX: (941) 361-6914  
*e-mail: rvega@fldist12me.com*

**Honorable Grady C. Judd, Jr.**

Sheriff, Polk County  
 455 North Broadway Avenue  
 Bartow, Florida 33830-3916  
 (863) 534-6647  
 FAX: (863) 534-6390  
*e-mail: gjudd@polksheiff.org*

**Jon C. Thomas, L.F.D.**

Funeral Director  
 Forest Meadows Funeral Home & Cemeteries  
 2615 N.E. 17th Terrace  
 Gainesville, Florida 32609  
 (352) 372-1447  
 FAX: (352) 377-6446  
*e-mail: jcthomas@thomaspierce.com*

**Kenneth T. Jones**

Deputy State Registrar  
 Office of Vital Statistics  
 Post Office Box 210  
 Jacksonville, Florida 32231  
 (904) 359-6900 xt. 1001  
 FAX: (904) 359-6931  
*e-mail: Ken\_Jones@doh.state.fl.us*

**Honorable James S. Purdy, J.D.**

Public Defender, 7th Judicial Circuit  
 251 North Ridgewood Avenue  
 Daytona Beach, Florida 32114  
 (386) 239-7730  
 FAX: (386) 239-7702  
*e-mail: purdy.james@pd7.org*

**Robert J. Krauss, J.D.**

Chief - Assistant Attorney General  
 Bureau Chief, Tampa Criminal Appeals  
 3507 East Frontage Road, Suite 200  
 Tampa, Florida 33607-7013  
 (813) 287-7900  
 FAX: (813) 281-5500  
*e-mail: bob.krauss@myfloridalegal.com*

**Vacant****State Attorney Representative****Donna G. Hayes**

Manatee County Commissioner  
 Board of County Commissioners  
 Post Office Box 1000  
 Bradenton, Florida 34206-1000  
 (941) 745-3700  
 FAX: (941) 745-3790  
*e-mail: donna.hayes@mymanatee.org*

**STAFF**

Medical Examiners Commission  
 Florida Department of Law Enforcement  
 2331 Phillips Road (32308)  
 Post Office Box 1489  
 Tallahassee, Florida 32302  
 (850) 410-8600  
 FAX: (850) 410-8621

Bureau Chief Glen Hopkins (410-8600)  
*glenhopkins@fdle.state.fl.us*

Government Analyst II Doug Culbertson (410-8609)  
*dougculbertson@fdle.state.fl.us*

Government Analyst I Branch Ocampo (410-8608)  
*branchocampo@fdle.state.fl.us*

Administrative Assistant Debbie Turvaville (410-8610)  
*debbieturvaville@fdle.state.fl.us*

**FLORIDA DISTRICT MEDICAL EXAMINERS****District 1**

**Andrea N. Minyard, M.D.**  
5151 North 9th Avenue  
Pensacola, Florida 32504  
Dir of Ops Jeff Martin  
(850) 416-7200  
FAX: (850) 416-6475  
e-mail: [anminyard@aol.com](mailto:anminyard@aol.com)

**District 2**

**David T. Stewart, M.D.**  
Post Office Box 14389  
Tallahassee, Florida 32317  
ME Secretary Lucy Bean  
(850) 942-7473  
FAX: (850) 219-7690  
e-mail: [stew@polaris.net](mailto:stew@polaris.net)

**District 3**

Dixie Co. ME Service by Dt. 8  
Madison Co. ME Service by Dt. 2  
Remaining Co.'s Service by Dt. 4

**District 4**

**Margarita Arruza, M.D.**  
2100 Jefferson Street  
Jacksonville, Florida 32206  
Operations Mgr Terri McCrackin  
(904) 630-0977  
FAX: (904) 630-0964  
e-mail: [MArruza@coj.net](mailto:MArruza@coj.net)

**District 5**

**Barbara C. Wolf, M.D.**  
Interim Medical Examiner  
809 Pine Street  
Leesburg, Florida 34748  
Dir of Ops Mike Hensley  
(352) 326-5961  
FAX: (352) 365-6438  
e-mail: [Michael.Hensley@marioncountyfl.org](mailto:Michael.Hensley@marioncountyfl.org)

**District 6**

**Jon R. Thogmartin, M.D.**  
10900 Ulmerton Road  
Largo, Florida 33778  
Chief Inv Damon Breton  
(727) 582-6800  
FAX: (727) 582-6820  
e-mail: [dbreton@co.pinellas.fl.us](mailto:dbreton@co.pinellas.fl.us)

**District 7**

**Marie A. Herrmann, M.D.**  
1360 Indian Lake Road  
Daytona Beach, FL 32124-1001  
Dir of Ops Barry Appleby  
(386) 258-4060  
FAX: (386) 258-4061  
e-mail: [bappleby@co.volusia.fl.us](mailto:bappleby@co.volusia.fl.us)

**District 8**

**William F. Hamilton, M.D.**  
606 S.W. 3rd Avenue  
Gainesville, Florida 32601  
Dir of Ops Larry Bedore  
(352) 273-9292  
FAX: (352) 273-9288  
e-mail: [bedore@pathology.ufl.edu](mailto:bedore@pathology.ufl.edu)

**District 9**

**Jan C. Garavaglia, M.D.**  
2350 East Michigan Street  
Orlando, Florida 32806  
Forensic Coord. Sheri Blanton  
(407) 836-9400  
FAX: (407) 836-9450  
e-mail: [Sheri.Blanton@ocfl.net](mailto:Sheri.Blanton@ocfl.net)

**District 10**

**Stephen J. Nelson, M.A., M.D.**  
1021 Jim Keene Boulevard  
Winter Haven, Florida 33880  
Ofc Mgr Sheli Wilson  
(863) 298-4600  
FAX: (863) 298-5264  
e-mail: [StephenNelson@polk-county.net](mailto:StephenNelson@polk-county.net)

**District 11**

**Bruce A. Hyma, M.D.**  
Number One on Bob Hope Road  
Miami, Florida 33136-1133  
Dir of Ops Larry Cameron  
(305) 545-2400  
FAX: (305) 545-2412  
e-mail: [BAHyma@MiamiDade.gov](mailto:BAHyma@MiamiDade.gov)

**District 12**

**Russell S. Vega, M.D.**  
2001 Siesta Drive, Suite 302  
Sarasota, Florida 34239  
Dir of Ops Pamela Simpson  
(941) 361-6909  
FAX: (941) 361-6914  
email: [rveqa@fldist12me.com](mailto:rveqa@fldist12me.com)

**District 13**

**Vernard I. Adams, M.D.**  
11025 North 46th Street  
Tampa, Florida 33617  
Dir of Ops Richard L. Bailey  
(813) 914-4500  
FAX: (813) 914-4594  
e-mail: [adamsv@hillsboroughcounty.org](mailto:adamsv@hillsboroughcounty.org)

**District 14**

**Michael Hunter, M.D.**  
3737 Frankford Avenue  
Panama City, Florida 32405  
ME Secretary June Williams  
(850) 747-5740  
FAX: (850) 747-5745  
e-mail: [medex@baycountyfl.gov](mailto:medex@baycountyfl.gov)

**District 15**

**Michael D. Bell, M.D.**  
3126 Gun Club Road  
West Palm Beach, Florida 33406  
Mgr MEO Ops. Anthony Mead  
(561) 688-4575  
FAX: (561) 688-4588  
e-mail: [mbell@pbcgov.com](mailto:mbell@pbcgov.com)

**District 16**

**E. Hunt Scheuerman, M.D.**  
P. O. Box 523207  
Marathon Shores, Florida 33052  
Dir of Ops Gary McCoullough  
(305) 743-9011  
FAX: (305) 743-9013  
e-mail: [wthh929@aol.com](mailto:wthh929@aol.com)

**District 17**

**Joshua A. Perper, M.D., LL.B.**  
5301 S.W. 31st Avenue  
Ft. Lauderdale, Florida 33312  
Div Admin Asst Sherri Baker  
(954) 327-6500  
FAX: (954) 327-6580  
e-mail: [jperper@broward.org](mailto:jperper@broward.org)

**District 18**

**Sajid S. Qaiser, M.D.**  
1750 Cedar Street  
Rockledge, Florida 32955  
Program Manager Nancy Slater  
(321) 633-1981  
FAX: (321) 633-1986  
e-mail: [sajid.qaiser@brevardcounty.us](mailto:sajid.qaiser@brevardcounty.us)

**District 19**

**Roger E. Mittleman, M.D.**  
2500 South 35th Street  
Ft. Pierce, Florida 34981  
Admin Mgr Lydia Cason  
(772) 464-7378  
FAX: (772) 464-2409  
e-mail: [lcason@irsc.edu](mailto:lcason@irsc.edu)

**District 20**

**Marta U. Coburn, M.D.**  
3838 Domestic Avenue  
Naples, Florida 34104  
Ofc Mgr Elizabeth Alfonso  
(239) 434-5020  
FAX: (239) 434-5027  
e-mail: [naplesme@collierqov.net](mailto:naplesme@collierqov.net)

**District 21**

**Rebecca A. Hamilton, M.D.**  
70 Danley Drive  
Ft. Myers, Florida 33907  
Admin Mgr Patti Wheaton  
(239) 277-5020  
FAX: (239) 277-5017  
e-mail: [pvwheaton@leeqov.com](mailto:pvwheaton@leeqov.com)

**District 22**

**Riazul H. Imami, M.D., Ph.D.**  
18130 Paulson Drive  
Pt. Charlotte, Florida 33954  
Office Mgr Penny Fulton  
(941) 625-1111  
FAX: (941) 627-0995  
e-mail: [ai786@aol.com](mailto:ai786@aol.com)

**District 23**

**Terrence R. Steiner, M.D.**  
4501 Avenue A  
St. Augustine, Florida 32095  
Office Mgr Koni Rogers  
(904) 209-0820  
FAX: (800) 255-8617  
e-mail: [medex23@co.st-johns.fl.us](mailto:medex23@co.st-johns.fl.us)

**District 24**

**Marie A. Herrmann, M.D.**  
1360 Indian Lake Road  
Daytona Beach, FL 32124-1001  
Dir of Ops Barry Appleby  
(386) 258-4060  
FAX: (386) 258-4061  
e-mail: [bappleby@co.volusia.fl.us](mailto:bappleby@co.volusia.fl.us)

# APPENDIX 3

## FLORIDA ASSOCIATE MEDICAL EXAMINERS

### District 1

(Michael D. Bell, M.D.)  
(Wilson A. Broussard, M.D.)  
(Frederick P. Hobin, M.D.)  
(Michael Hunter, M.D.)

### District 2

Anthony J. Clark, M.D.  
Lisa M. Flannagan, M.D.  
Jerry L. Harris, M.D.  
John P. Mahoney, M.D.  
Charles F. Manning, M.D.  
Margaret Havens Neal, M.D.  
L. Stephen Sarbeck, M.D.  
Stephen L. Sgan, M.D.  
Benjamin M. Turner, M.D.

### District 3

Dixie Co. ME Service by Dist. 8  
Madison Co. ME Service by Dist. 2  
Remaining Co.'s Service by Dist. 4

### District 4

Jessie C. Giles, M.D.  
Aurelian Nicolaescu, M.D.  
Valerie J. Rao, M.D.  
(E. Hunt Scheuerman, M.D.)

### District 5

Wendy A. Lavezzi, M.D.  
Kyle C. Shaw, MBBS  
(Susan S. Ignacio, M.D.)  
(Wayne D. Kurz, M.D.)  
(Noel A. Palma, M.D.)  
(Jon R. Thogmartin, M.D.)  
(Joshua D. Stephany, M.D.)  
(Christopher I. Wilson, M.D.)

### District 6

Susan S. Ignacio, M.D.  
Wayne D. Kurz, M.D.  
Noel A. Palma, M.D.  
Christopher I. Wilson, M.D.  
(Wilson A. Broussard, M.D.)  
(Wendy A. Lavezzi, M.D.)  
(Jacqueline A. Lee, M.D.)  
(Stephen J. Nelson, M.D.)  
(Robert R. Pfalzgraf, M.D.)  
(Kyle C. Shaw, MBBS)  
(Suzanne R. Utley, M.D.)  
(Russell S. Vega, M.D.)  
(Barbara C. Wolf, M.D.)

### District 7

Predrag Bulic, M.D.  
(Frederick P. Hobin, M.D.)

### District 8

Martha J. Burt, M.D.  
William H. Donnelly, M.D.  
(Wendy A. Lavezzi, M.D.)  
(Roger E. Mittleman, M.D.)  
(Stephen J. Nelson, M.D.)  
(Kyle Shaw, M.D.)  
(Cameron Snider, M.D.)  
(Terrence R. Steiner, M.D.)  
(Jon R. Thogmartin, M.D.)  
(Barbara C. Wolf, M.D.)

### District 9

Marie H. Hansen, M.D.  
Sara H. Irrgang, M.D.  
Joshua D. Stephany, M.D.  
Gary L. Utz, M.D.  
(Wendy Lavezzi, M.D.)  
(George D. Leidel, M.D.)  
(Stephen J. Nelson, M.D.)  
(Sajid Qaiser, M.D.)  
(Kyle Shaw, M.D.)  
(Vera Volnikh, M.D.)  
(Barbara Wolf, M.D.)

### District 10

George D. Leidel, M.D.  
Vera Volnikh, M.D.  
(Jay S. Barnhart, M.D.)  
(Susan S. Ignacio, M.D.)  
(Wayne D. Kurz, M.D.)  
(Roger E. Mittleman, M.D.)  
(Noel A. Palma, M.D.)  
(Jon R. Thogmartin, M.D.)  
(Christopher I. Wilson, M.D.)

### District 11

Erin A. Barnhart, M.D.  
Tim J. Gallagher, M.D.  
Peter A. Gillespie, M.D.  
Allison G. Hunt, M.D.  
Kenneth D. Hutchins, M.D.  
Dawn R. Lajoie, M.D.  
Emma O. Lew, M.D.  
Marlon S. Osbourne, M.D.  
Jennifer Park, D.O.  
Eva Gyori Schiff, M.D.  
Mark J. Shuman, M.D.  
(Michael D. Bell, M.D.)  
(Iouri G. Boiko, M.D., Ph.D.)  
(Manfred Borges, M.D.)  
(Stephen J. Cina, M.D.)  
(Marta Coburn, M.D.)  
(Lance G. Davis, M.D.)  
(Gertrude M. Juste, M.D.)  
(Reinhard W. Motte, M.D.)  
(Linda R. O'Neil, M.D.)  
(Joshua A. Perper, M.D.)  
(E. Hunt Scheuerman, M.D.)  
(Khalil Wardak, M.D.)

### District 12

Wilson A. Broussard, M.D.  
Suzanne R. Utley-Bobak, M.D.  
(Laura S. Hair, M.D.)  
(Frederick P. Hobin, M.D.)  
(Robert R. Pfalzgraf, M.D.)  
(Daniel L. Schultz, M.D.)  
(Kyle C. Shaw, MBBS)

### District 13

Leszek Chrostowski, M.D.  
Laura S. Hair, M.D.  
Jacqueline A. Lee, M.D.  
Mary K. Mainland, M.D.  
Dollett T. White, M.D.

### District 14

(Andrea N. Minyard, M.D.)  
(Cameron F. Snider, M.D.)  
(Mark J. Shuman, M.D.)

### District 15

Glen Axelson, D.O.  
Gertrude M. Juste, M.D.  
Reinhard W. Motte, M.D.  
(Iouri G. Boiko, M.D., Ph.D.)  
(Stephen J. Cina, M.D.)  
(Lance Davis, M.D.)  
(Peter A. Gillespie, M.D.)  
(Stuart M. Graham, M.D.)  
(Kenneth D. Hutchins, M.D.)  
(Bruce A. Hyma, M.D.)  
(Emma O. Lew, M.D.)  
(Roger E. Mittleman, M.D.)  
(Linda R. O'Neil, M.D.)  
(Marlon S. Osbourne, M.D.)  
(Jennifer Park, D.O.)  
(Joshua A. Perper, M.D., LL.B., M.Sc.)  
(Mark J. Shuman, M.D.)  
(Darin Trelka, M.D.)  
(Khalil Wardak, M.D.)

### District 16

(Glen K. Axelson, D.O.)  
(Stephen J. Cina, M.D.)  
(Peter A. Gillespie, M.D.)  
(Kenneth D. Hutchins, M.D.)  
(Bruce A. Hyma, M.D.)  
(Emma O. Lew, M.D.)  
(Marlon S. Osbourne, M.D.)  
(Mark J. Shuman, M.D.)  
(Wendy A. Stroh, D.O.)

### District 17

Iouri G. Boiko, M.D., Ph.D.  
Stephen J. Cina, M.D.  
Lance G. Davis, M.D.  
Darin Trelka, M.D.  
Khalil Wardak, M.D.  
(Glen K. Axelson, D.O.)  
(Michael D. Bell, M.D.)  
(Satish Chundru, D.O.)  
(Ray Fernandez, M.D.)  
(Peter A. Gillespie, M.D.)  
(Kenneth Hutchins, M.D.)  
(Bruce A. Hyma, M.D.)  
(Gertrude M. Juste, M.D.)  
(Emma O. Lew, M.D.)  
(Reinhard W. Motte, M.D.)  
(Linda R. O'Neil, M.D.)  
(Marlon S. Osbourne, M.D.)  
(Mark J. Shuman, M.D.)  
(Wendolyn Sneed, M.D.)

### District 18

Krzysztof Podjaski, M.D.  
(Roger E. Mittleman, M.D.)

### District 19

Jay S. Barnhart, M.D.  
Linda Rush O'Neil, M.D.  
(Michael D. Bell, M.D.)  
(Stuart M. Graham, M.D.)  
(Frederick P. Hobin, M.D.)  
(Stephen J. Nelson, M.D.)  
(Krzysztof Podjaski, M.D.)  
(Mark J. Shuman, M.D.)  
(Sajid Qaiser, M.D.)

### District 20

Manfred Borges, Jr., M.D.  
(Glen K. Axelson, D.O.)  
(Peter A. Gillespie, M.D.)  
(Rebecca A. Hamilton, M.D.)  
(Kenneth D. Hutchins, M.D.)  
(Bruce A. Hyma, M.D.)  
(Emma O. Lew, M.D.)  
(Marlon S. Osbourne, M.D.)  
(Mark J. Shuman, M.D.)

### District 21

Robert Pfalzgraf, M.D.  
Wendolyn Sneed, M.D.  
(Manfred C. Borges, M.D.)  
(Marta U. Coburn, M.D.)  
(Riazul H. Imami, M.D., Ph.D.)  
(Mark J. Shuman, M.D.)

### District 22

Daniel L. Schultz, M.D.  
Peter H. K. Tan, M.D.  
(Manfred Borges, Jr., M.D.)  
(Suzanne Utley, M.D.)  
(Russell S. Vega, M.D.)

### District 23

(Frederick P. Hobin, M.D.)  
(Wendy Ann Stroh, D.O.)

### District 24

(ME Services Covered by Dist. 7)

**Florida Medical Examiner Districts**

**District 1**

Escambia  
Okaloosa  
Santa Rosa  
Walton

**District 2**

Franklin  
Gadsden  
Jefferson  
Leon  
Liberty  
Taylor  
Wakulla

**District 3** \*Covered by

Columbia \*4  
Dixie \*8  
Hamilton \*4  
Lafayette \*4  
Madison \*2  
Suwannee \*4

**District 4**

Clay  
Duval  
Nassau  
**District 5**  
Citrus  
Hernando  
Lake  
Marion  
Sumter

**District 6**

Pasco  
Pinellas

**District 7**

Volusia

**District 8**

Alachua  
Baker  
Bradford  
Gilchrist  
Levy  
Union

**District 9**

Orange  
Osceola

**District 10**

Hardee  
Highlands  
Polk

**District 11**

Dade

**District 12**

DeSoto  
Manatee  
Sarasota

**District 13**

Hillsborough

**District 14**

Bay  
Calhoun  
Gulf  
Holmes  
Jackson  
Washington

**District 15**

Palm Beach

**District 16**

Monroe

**District 17**

Broward

**District 18**

Brevard

**District 19**

Indian River  
Martin  
Okeechobee  
St. Lucie

**District 20**

Collier

**District 21**

Glades  
Hendry  
Lee

**District 22**

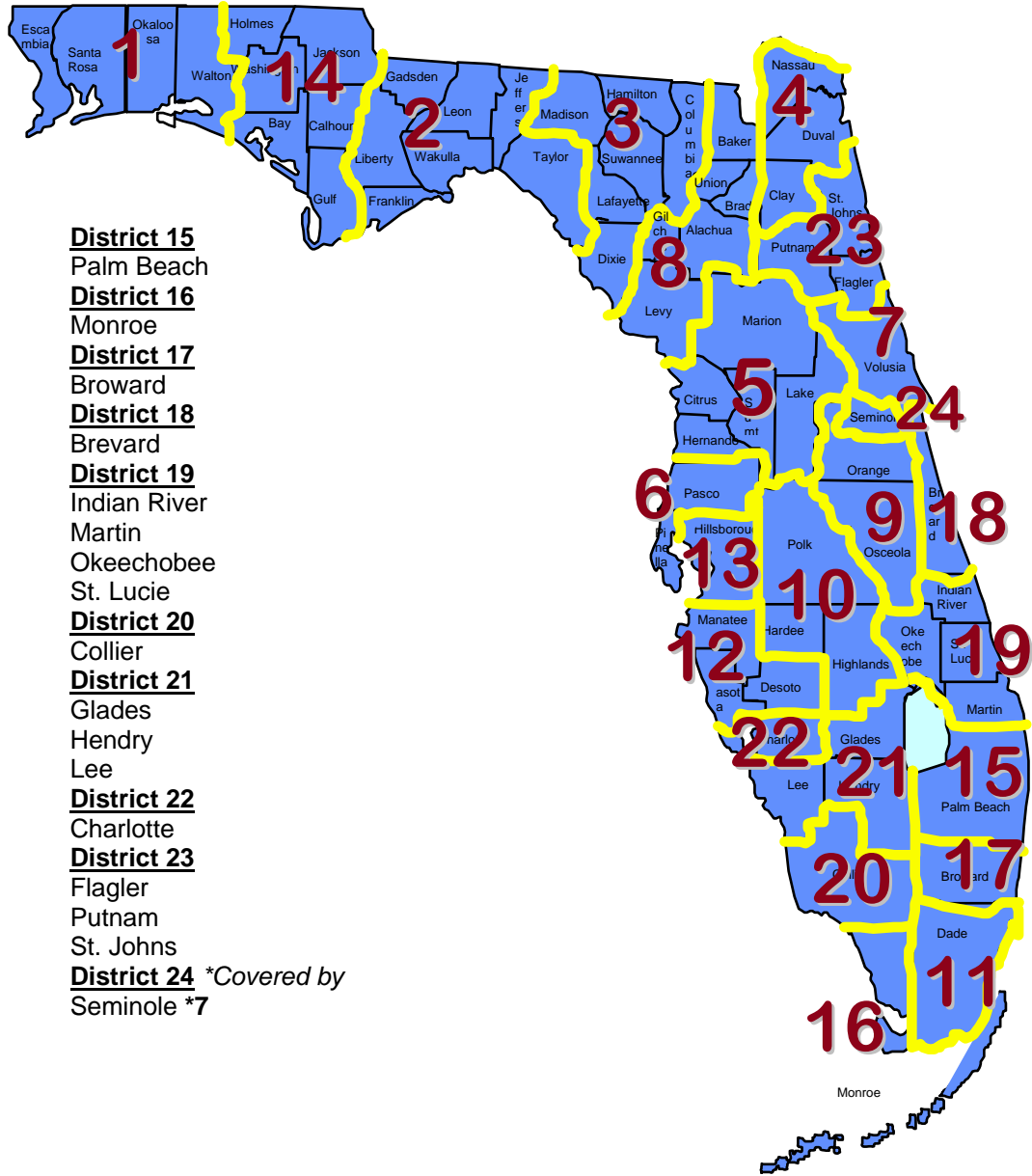
Charlotte

**District 23**

Flagler  
Putnam  
St. Johns

**District 24** \*Covered by

Seminole \*7



**MEDICAL EXAMINERS COMMISSION**

<b>REPRESENTING</b>	<b>COMMISSIONER</b>	<b>APPOINTMENT</b>	<b>REAPPOINTMENT</b>	<b>TERM</b>
<b>Medical Examiners</b>	<b>Russell S. Vega, M.D.</b>	<b>2008</b>	<b>2012</b>	<b>2016</b>
	<b>Bruce A. Hyma, M.D.</b>	<b>2007</b>	<b>2011</b>	<b>2015</b>
<b>State Attorneys</b>	<b>Vacant</b>	<b>-</b>	<b>-</b>	<b>-</b>
<b>Public Defenders</b>	<b>James S. Purdy</b>	<b>2008</b>	<b>2009/2013</b>	<b>2017</b>
<b>County Commissions</b>	<b>Donna G. Hayes</b>	<b>2010</b>	<b>2014</b>	<b>2018</b>
<b>Sheriffs</b>	<b>Grady C. Judd, Jr.</b>	<b>2005</b>	<b>2009</b>	<b>2013</b>
<b>Funeral Home Industry</b>	<b>Jon C. Thomas</b>	<b>2008</b>	<b>2012</b>	<b>2016</b>
<b>Attorney General</b>	<b>Robert J. Krauss, J.D.</b>	<b>Standing appointment with no term</b>		
<b>Department of Health</b>	<b>Kenneth T. Jones</b>	<b>Standing appointment with no term</b>		

APPENDIX 6

**DISTRICT MEDICAL EXAMINER  
THREE YEAR TERM SCHEDULES**

<b>DISTRICT</b>	<b>NEXT THREE TERM YEARS</b>		
<b>1</b>	<b>2012</b>	<b>2015</b>	<b>2018</b>
<b>2</b>	<b>2012</b>	<b>2015</b>	<b>2018</b>
<b>3</b>	<b>2012</b>	<b>2015</b>	<b>2018</b>
<b>4</b>	<b>2012</b>	<b>2015</b>	<b>2018</b>
<b>5</b>	<b>2012</b>	<b>2015</b>	<b>2018</b>
<b>6</b>	<b>2012</b>	<b>2015</b>	<b>2018</b>
<b>7</b>	<b>Home Rule Authority Began 1997</b>		
<b>8</b>	<b>2010</b>	<b>2013</b>	<b>2016</b>
<b>9</b>	<b>2010</b>	<b>2013</b>	<b>2016</b>
<b>10</b>	<b>2010</b>	<b>2013</b>	<b>2016</b>
<b>11</b>	<b>Home Rule Authority Began 1992</b>		
<b>12</b>	<b>2010</b>	<b>2013</b>	<b>2016</b>
<b>13</b>	<b>Home Rule Authority Began 1992</b>		
<b>14</b>	<b>2010</b>	<b>2013</b>	<b>2016</b>
<b>15</b>	<b>Home Rule Authority Began 1993</b>		
<b>16</b>	<b>2011</b>	<b>2014</b>	<b>2017</b>
<b>17</b>	<b>2011</b>	<b>2014</b>	<b>2017</b>
<b>18</b>	<b>2011</b>	<b>2014</b>	<b>2017</b>
<b>19</b>	<b>2011</b>	<b>2014</b>	<b>2017</b>
<b>20</b>	<b>2011</b>	<b>2014</b>	<b>2017</b>
<b>21</b>	<b>2011</b>	<b>2014</b>	<b>2017</b>
<b>22</b>	<b>2011</b>	<b>2014</b>	<b>2017</b>
<b>23</b>	<b>2011</b>	<b>2014</b>	<b>2017</b>
<b>24</b>	<b>2011</b>	<b>2014</b>	<b>2017</b>



**Medical Examiners Commission**

**[www.fdle.state.fl.us](http://www.fdle.state.fl.us)**