
FALCON

Interface Control Document



Version 2.43
September 23, 2011



PREFACE

The Florida Department of Law Enforcement (FDLE) provides criminal justice information needed to prevent crime, solve cases, recover property, and identify and apprehend criminals; provides screening to identify persons with criminal warrants, arrests, and convictions; and provides statistical and analytical information about crime to policy-makers and the public. Under the authority of Chapter 943, Florida Statutes, the FDLE serves as the State's central repository for criminal record information.

Criminal demographic and identification information is maintained in two information systems: the Computerized Criminal History (CCH) System and the Biometric Identification Solution (BIS) System. In response to the growing need to improve these systems, FDLE is developing FALCON, Florida's Integrated Criminal History System (ICHS).

The FALCON Interface Control Document (ICD) provides the interface requirements to external and internal systems. Refer to the abbreviations and acronyms list provided in APPENDIX A for clarification of the acronyms used throughout this document. The National Institute for Standards and Technology (NIST) field identifiers are not included in the acronyms list. Instead, the NIST field identifiers and field name are provided within the NIST type tables found in APPENDIX B. The NIST-Type-1, Type-2 and Florida unique descriptors and field characteristics are provided in APPENDIX B. The NIST record sets grouped by NIST Type of Transaction (TOT) are provided in APPENDIX C. The DNA Edge device requirements are provided in APPENDIX D

DOCUMENT CONTROL

REVISION HISTORY

Revision or Version	Date	Description of Change
2.4.3	9.13/2011	<p>Corrected information on fields RIDR transaction related to fields 2:071 & 2.634</p> <p>Added field 2.060 to the RIDR response to allow a RIDR response with partial information and an error message.</p> <p>Revised the wording displayed to the users on DNA confirmation results.</p> <p>Modified the operator name field on the DNA form to be alphanumeric so that an ID number can be added to the name in this field.</p> <p>Modified the bar code on the DNA collection form to include the Collection type in the bar code.</p> <p>Added a requirement that the juvenile status be calculated by comparing the DOB and the Date collected fields and added the Juvenile Y or N to the barcode.</p> <p>Changed the requirement for the Social Security field to require all 9 digits.</p> <p>Change the DNA form to require that the fingerprints be printed on the form in their actual size and the finger designation be included with each finger.</p> <p>Updated Tables 5, 16 & 17.</p> <p>Updated sections</p> <ul style="list-style-type: none"> 3.1.4.1.1 3.1.4.2 3.1.4.2.1 5.1.5.2. <p>Removed extraneous figures now covered by Figure 2.</p> <p>Removed revision history prior to version 2.4.</p>
2.4.2	8/13/2010	<p>Incorporated Addendum dated June 5, 2009</p> <p>Incorporated Addendum dated January 7, 2010</p> <p>Updated requirements for DNA confirmation GUI & form</p> <p>Clarified when recertification is required.</p> <p>Removed sections for Bad Quality Resubmissions and replaced with placeholder for when the requirements are modified and accepted.</p> <p>Corrected a misstatement about the file name for FBI Submissions.</p> <p>Removed sections related to the DNA upload. This process is not in use pending modifications to the process. An addendum will be added when the revised process is ready.</p> <p>Replaced references to Bridge AFIS with Biometric Identification Solutions (BIS)</p> <p>Updated Table 4.</p> <p>Updated Table 5.</p> <p>Updated Table 6.</p> <p>Updated Table 7.</p> <p>Updated Table 12.</p> <p>Updated Table 10.</p>
2.4.1	05/05/2009	Updated Table 3 as requested by FDLE.
2.4	05/04/2009	Updated Table 2 as requested by FDLE.

TABLE OF CONTENTS

1.0	INTRODUCTION	1
2.0	DOCUMENTATION	2
2.1	Applicable Documents	2
3.0	EXTERNAL INTERFACES.....	3
3.1	FALCON and Rapid ID Edge Devices	3
3.1.1	Purpose.....	3
3.1.2	Interfaces	4
3.1.3	Data Requirements	6
3.1.4	Optional Rapid ID Edge Device Functions.....	7
3.2	Livescan to FALCON and Email Notifications of Poor Quality Prints to Customers.....	12
3.3	FALCON to the FBI (via CWCS)	12
3.3.1	Purpose.....	13
3.3.2	Interfaces	13
3.3.3	Submission of Transactions to FBI from FALCON (via CWCS).....	13
3.3.4	Data Requirements	13
3.4	Biometric Identification Solution (BIS) to FALCON	14
3.4.1	Purpose.....	14
3.4.2	Interfaces	14
3.4.3	Data Requirements	15
3.5	FALCON and FCIC II.....	15
3.5.1	Purpose.....	15
3.5.2	Interfaces	15
3.5.3	Data Requirements	16
3.6	CWCS to FALCON	17
3.6.1	Purpose.....	17
3.6.2	Interfaces	17
3.6.3	Data Requirements	17
3.7	DNA Database System (CODIS) and FALCON	18
4.0	INTERNAL INTERFACES	18
4.1	FALCON and Rapid ID System.....	18
4.1.1	Purpose.....	18
4.1.2	Interfaces	18
4.1.3	Data Requirements	19
4.2	FALCON and Tenprint System	19
4.2.1	Purpose.....	19
4.2.2	Interfaces	19
4.2.3	Types of Transactions.....	20
4.2.4	Data Requirements	20
5.0	RAPID IDENTIFICATION SAMPLE SCENARIO	21

5.1	Data Flow Scenario.....	21
5.1.1	Identity Search Scenario.....	22
5.1.2	Identity Match Scenario.....	23
5.1.3	Add to Watch List Scenario.....	23
5.1.4	Image Capture Scenario.....	23
5.1.5	DNA Availability Status Scenario.....	24

LIST OF APPENDICES

APPENDIX A	ABBREVIATIONS AND ACRONYMS	A-1
APPENDIX B	NIST DESCRIPTORS AND FIELD EDITS.....	B-1
APPENDIX C	NIST RECORDSET BY TYPE OF TRANSACTIONS	C-1
APPENDIX D	DNA EDGE DEVICE REQUIREMENTS.....	D-1
APPENDIX E	DNA STATUS FILE XML SCHEMA.....	E-1

LIST OF FIGURES

FIGURE 1	SYSTEM INTERFACES	1
FIGURE 2	DNA SAMPLE SUBMISSION ATTACHMENT	11
FIGURE 2.1	DNA 2D SAMPLE BARCODE	12
FIGURE 3	INITIAL DATA CAPTURE SCREEN SAMPLE.....	22
FIGURE 3.1	ADD TO WATCH LIST SCREEN SAMPLE.....	22
FIGURE 4	IDENTITY MATCH DEMOGRAPHICS SCREEN SAMPLE	23
FIGURE 5	FINGERPRINT HIT/DNA SAMPLE ON FILE	24
FIGURE 6	FINGERPRINT NO HIT.....	25

LIST OF TABLES

TABLE 1	NIST TYPE-1 DESCRIPTORS AND FIELD EDITS.....	B-1
TABLE 2	NIST TYPE-2 DESCRIPTORS AND FIELD EDITS.....	B-3
TABLE 3	FLORIDA UNIQUE NIST TYPE-2 DESCRIPTORS & FIELD EDITS	B-7
TABLE 4	RAPID IDENTIFICATION REQUEST VERSION 0300(RID).....	C-1
TABLE 5	RAPID IDENTIFICATION RESPONSE VERSION 0300 (RIDR)	C-6
TABLE 6	RAPID IDENTIFICATION ERROR VERSION 0300 (ERID)	C-10
TABLE 7	RAPID IDENTIFICATION ERROR VERSION 0300 (ERID) CODE DESCRIPTION DETAIL FOR NIST FIELD 2.060.....	C-11
TABLE 8	RAPID IDENTIFICATION REGISTRATION REQUEST (RID).....	C-13

TABLE 9	RAPID IDENTIFICATION REGISTRATION RESPONSE (RIDR) ...	C-14
TABLE 10	ARREST TRANSACTIONS (NISTHIT AND NISTNOHIT).....	C-15
TABLE 11	APPLICANT TRANSACTIONS	C-20
TABLE 12	POOR QUALITY PRINT RESUBMISSION (FOR REPLACEMENT OF POOR QUALITY PRINTS)	C-22
TABLE 13	CCH IDENTITY SEGMENT (CHIN)	C-23
TABLE 14	RAPID IDENTIFICATION REQUEST VERSION 0200 (RID).....	C-25
TABLE 15	RAPID IDENTIFICATION RESPONSE VERSION 0200 (RID).....	C-27
TABLE 16	DNA EDGE DEVICE GUI REQUIREMENTS.....	D-1
TABLE 17	DNA SUBMISSION 2D BARCODE DATA DEFINITION	D-3

1.0 INTRODUCTION

FALCON will interface with the following systems: Rapid Identification (ID) Edge devices, Rapid ID System, Biometric Identification Solutions (BIS) System, Florida Crime Information Center II (FCIC II), and Civil Workflow Control System (CWCS). The FALCON ICD defines the requirements which must be met in order for FALCON to successfully interface with the systems shown in FIGURE 1 excluding the Motorola Tenprint Matching System. The status of the data to be stored in FALCON from the DNA System (CODIS) is described in section 3.7 of this document. This document will be revised as requirements change.

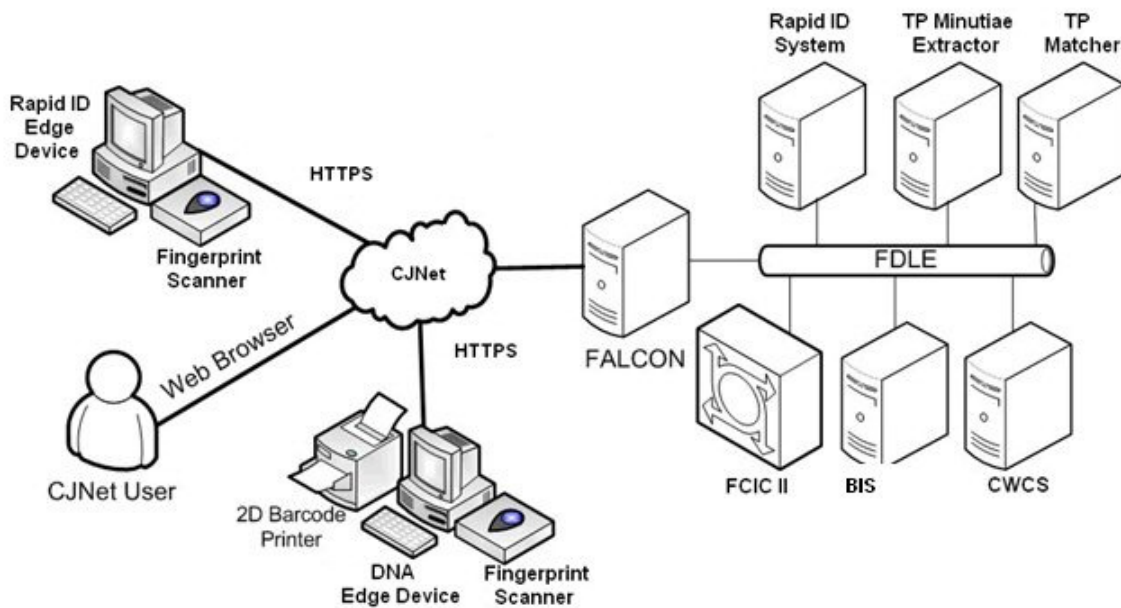


FIGURE 1 SYSTEM INTERFACES

2.0 DOCUMENTATION

2.1 Applicable Documents

The following documents shall form a part of this document to the extent specified herein.

- American National Standard for Information Systems – Data Format for the Interchange of Fingerprint, Facial, & Other Biometric Information, April 20, 2007, ANSI/NIST-ITL 1-2007
- American National Standard for Information Systems – Data Format for the Interchange of Fingerprint, Facial, & Scar Mark & Tattoo (SMT) Information, July 27, 2000, ANSI/NIST-ITL 1-2000
- Criminal Justice Information Service (CJIS) Electronic Fingerprint Transmission Specification, August, 1995, CJIS-RS-0010 (V4)
- Criminal Justice Information Service (CJIS) Electronic Fingerprint Transmission Specification (EFTS), May 2, 2005, IAFIS-DOC-01078-7.1 (V7.1)
- FALCON to Rapid ID Interface Control Document, D703-015A
- FALCON to Printrak BIS Interface ICD, 0006-1552.
- Federal Bureau of Investigation (FBI) Criminal Justice Information System (CJIS) Security Policy
- Federal Bureau of Investigation (FBI) Image Quality Standard
- FCIC II Client TCP/IP InterProcessor Communication Program Interface Specification (3/1/2006) Rev. 44
- Masinter, L. “Returning Values from Forms: Multipart/Form-Data”, RFC 2388, August 1998
- National Crime Information Center (NCIC) Manual
- Nebel, E., and Masinter, L. “Form-based File Upload in HTML”, RFC 1867, November 1995
- Printrak BIS 9.1 Advanced Matching Service Interface Control Document (*proprietary document not available to public*)
- Printrak BIS 9.1 Data Processing Service Interface Control Document (*proprietary document not available to public*)
- W3C Recommendations, “XHTML™ 1.0” 26 January 2000, revised 1 August 2002
- International Organization for Standardization (ISO), Automatic Identification and Data Capture Techniques – Bar Code Symbology Specifications – PDF417, ISO/IEC 15438:2001
- Technical Specifications Document for the Repository for Individuals of Special Concern (RISC) Project Prototype, April 1, 2008, Version 2.1

3.0 EXTERNAL INTERFACES

3.1 FALCON and Rapid ID Edge Devices

FALCON will provide the capability to quickly 1) establish an individual's identity (Search transaction) through the submission of fingerprint images/minutiae of at least two fingers, or 2) validate the identity of an individual (Match transaction) with the submission of one fingerprint image/minutiae along with demographic data. Edge devices are required in order to perform rapid identification transactions. The edge devices are used to capture and submit the biometric and demographic data required to perform search and matching operations.

Edge devices are stand-alone hardware capable of capturing and transmitting fingerprint images to FALCON for biometric identification. Edge devices serve a vital requirement in all future FALCON operations. Edge devices can perform either a single function, such as a Sex Offender Re-Registration, or multiple functions, such as Sex Offender Re-Registration and DNA Availability Status Check.

To supplement the search and match capabilities, the edge device operator will have additional search options which may be performed on an individual. Options include:

- Request the return of Florida Record of Arrest and Prosecution (RAP) Sheet from CCH
- Perform a Wants/Warrant check
- Request an Interstate Identification Index (III) Status Check
- Request an III RAP Sheet
- Add the subject to watch list

A sample scenario of a Rapid ID edge device submission is described in section 5.0 of this document.

The edge devices shall submit request packets utilizing NIST and EFTS standards as referenced in section 2.1 of this document and as modified herein. Use of Extensible Markup Language (XML) will be authorized upon approval of a standard schema or Document Type Definition. Refer to section 3.1.2.3.2, "Submissions via XML Web Services," for more information.

3.1.1 Purpose

The following sections define interfacing and submission requirements of Rapid ID edge devices. An interface defines how a system is accessed as well as the data to be exchanged. This section describes the protocols, procedures, and data format specifications of this interface.

It is important to maintain operation continuity between FALCON and subsequent releases of FALCON. As such, no other interface changes will be supported unless

approved by FDLE and documented as a revision to this document. This document will be used as the baseline for product development by vendors requiring certification of equipment capable of submitting to FALCON. Interpretation of these requirements rests solely with FDLE.

3.1.2 Interfaces

This section provides the interface requirements for Rapid ID edge device submissions and receipt of responses from FALCON. FALCON supports both the existing Rapid ID Pilot ICD specification messages (Version 0200) and messages specified in this document (Version 0300). FALCON requires that all devices added to the system after the date of this document adhere to version 0300 of the ICD.

3.1.2.1 Device Certification

Any edge device proposed for submitting requests to FALCON must meet the following specifications:

- Resolution: 500 DPI + or - 1%
- Modulation Transfer Function: 11% at 8 cycles per millimeter
- Linearity and Rectilinearity: less than one pixel average
- Illumination Uniformity: Less than 50% variation center to corners
- Image Gray scale: 8 Bit or 256 shades of gray

FDLE will solely determine conformance to such standards.

Edge devices, intermediary equipment, (such as a central server or store and forward box), and related software must be certified by FDLE to ensure correct procedures and format in the collection and submission of fingerprint records. Products which do not meet the hardware or the software requirements specified in this document will not be certified or permitted to transmit images to FDLE. "Upgrades" or changes to hardware or software that affect adherence to this document or adherence with new releases of this document will require recertification by FDLE before installation on edge devices or servers.

3.1.2.2 Device Registration

Each edge device must be registered with FALCON before any request will be processed. Edge devices will not have to re-register for each subsequent release.

Edge device registration is a three step process:

1. The requesting organization will send an e-mail to RAPIDIDREQUEST@fdle.state.fl.us to request a Device ORI and Device Mnemonic. CJIS Memorandum 2010-07 for Rapid ID Devices contains additional information required in the email.

2. The edge device operator submits a registration packet to FALCON. The submitted registration packet will consist of NIST Type -1 and selected NIST Type -2 data fields (fields 2.001, 2.002, 2.067, 2.584, 2.591, 2.594, and 2.595, 2.631, 2.632).
3. FALCON utilizes the data from the NIST packet to register the edge device and assign a device identifier (NIST field 2.589). FALCON returns a NIST packet consisting of Type -1 and selected Type- 2 data fields (2.001, 2.002, 2.067, 2.589, 2.591, 2.594, and 2.595, 2.631, 2.632). The edge device must incorporate the information in the Device Identifier 2.589 field and include field 2.589 data with all future submissions. Failure to include the 2.589 data or submission of invalid 2.589 data will result in the rejection of future submissions by FALCON.
4. After the edge device is successfully registered, FDLE will need to activate the device before Rapid ID transactions can be submitted.

3.1.2.3 Submission of Transactions to FALCON

The edge device shall submit a well-formed packet to FALCON using any of the methods described in sections 3.1.2.3.1 or 3.1.2.3.2 of this document. A well-formed NIST packet complies with the NIST Type-1 and Type-2 formats specified in the appendices of this document in addition to the NIST Type-4 specified in the following NIST EFTS Standards (referenced in section 2.1 of this document):

- American National Standard for Information Systems – Data Format for the Interchange of Fingerprint, Facial, & Other Biometric Information, April 20, 2007, ANSI/NIST-ITL 1-2007

FDLE reserves the right to modify or discontinue the support of any of these submission methods.

The NIST packet shall be labeled with the Transaction Control Number (TCN) and the file extension of **.eft**. Each TCN shall be composed of the 10 alpha/numeric character Device Identifier prefix, followed by a minimum of 10 numeric characters. The edge device must ensure that the TCNs are sequential. A submission will be rejected if the TCN has the wrong prefix (device identifier assigned by FDLE). Transmission of a request to FALCON may or may not be automatic. The operator may be required to take action to transmit each request. Each submission should be transmitted individually. In the event of a submission's rejection by FALCON, the capability to resubmit must be available. A resubmission should be made with a new TCN; otherwise it will be rejected by FALCON.

Transmissions may be made via wired networks or via wireless connections. Wireless communications must conform to the FBI CJIS Security Policy referenced in section 2.1 of this document.

3.1.2.3.1 Submission via HTTPS (HTTP over SSL) POST Method

NOTE: HTTPS POST method refers to the HTTP POST method but with submissions over Secure Socket Layer (SSL).

Submissions from edge devices attached with a Hypertext Transfer Protocol Over Secure Socket Layer (HTTPS) user-agent may be uploaded to FALCON using the HTTPS POST method with the “*multipart/form-data*” encoding. In case of HTTPS, the data will be encrypted at the socket layer. The HTTPS method is specified in the document “Returning Values from Forms: Multipart/Form-Data, RFC 2388”, referenced in section 2.1 of this document. The user-agent may be any standard Web browser or an application which implements the HTTPS POST method as defined in RFC 2388 and RFC 1867. The server URL will be provided by FDLE. A NIST-formatted response will be returned to the user-agent in the same HTTPS session. The response Content-Type will be *application/octet-stream*.

3.1.2.3.2 Submissions via XML Web Services

FDLE intends to present the services provided by FALCON as web services. The XML document to be exchanged for Rapid Identification service will contain a one-to-one mapping of the NIST field/subfield to an XML element. The XML schema for this service will be a sub-set of the Global Justice XML (GJXDM) specification with extensions for fingerprint data and Florida unique data. The XML schema and web service Application Programming Interface (API) specifications will be released by FDLE when the web service becomes available.

3.1.2.4 Receipt of Responses from FALCON

FALCON will respond to the original edge device for HTTPS traffic. Responses from FALCON will be in NIST format with the Type of Transaction (TOT) set to Rapid Identification Response (RIDR) for successful RID transactions and Rapid Identification Error (ERID) for RID transaction errors. The data to be returned is listed in Table 5 and 0 in APPENDIX C of this document, for RIDR and ERID respectively.

3.1.3 Data Requirements

The data requirements for FALCON to Rapid ID edge devices transactions are defined in the following sections.

3.1.3.1 NIST Requirements

This section provides the requirements for the NIST data types applicable for a RID TOT submission.

Packets shall be formatted according to NIST standards (see section 2.1 of this document). Packets will consist of Type-1, Type-2 (includes Florida Unique as defined in Table 3 of this document), and Type-4 data. Type-1 and Type-2 data shall be adhered to as specified in this ICD. Type-4 data requirements are specified in NIST-EFTS specifications. The packet must be readable by standard NIST software such as

NISTPACK by Aware. Creation of data packets in proprietary format is prohibited. Packets will be stored as a NIST packet, using the TCN as the file name, with an extension of **.eft**. Packets must be accessible and have the ability to be copied to a separate medium if required. Packets can be deleted after a specific time period (recommended two weeks retention).

The list of fields and definitions for NIST Type-1 and Type-2 data are provided in Table 1 and Table 2, in APPENDIX B of this document, respectively.

Edge devices must properly identify which images position number(s) are being submitted as Type-4 packets. Devices capturing multiple finger images simultaneously must segment the images into the proper Type-4 image positions. Type-14 image submission is not permitted.

3.1.3.2 Types of Transactions

FALCON shall accept only a Rapid ID submission that has its NIST TOT field equal to RID.

3.1.3.3 Image Capture

The image capture will prompt the edge device operator to scan two fingers for an Identity Search or one finger for a Match. Scanned images for fingerprint (prints) shall be taken from the following fingers: right index (image 2), right middle (image 3), left index (image 7), or left middle (image 8) for Identity Search and right index (image 2) or left index (image 7) for Identity Match.

Edge devices must properly identify the image position number being captured in the Type-4 packets. The edge device shall provide the operator the ability to indicate which fingers should be captured. Simultaneous capture of flat impressions of two fingers is allowed. A simultaneously captured image from the edge device must segment the fingers and submit them as two separate images as long as the correct position number (2, 3, 7, or 8) is included with each of the segmented fingerprint images.

3.1.3.4 Data Validation

Edge devices utilized in the collection of demographic data must perform validation on the data. Data shall be validated according to current EFTS standards, both in content and format and as modified by this document. Submissions containing invalid data will be rejected by FALCON and returned to the originating device. Data entered into each NIST field must be accurate and reflect the purpose of that field.

3.1.4 Optional Rapid ID Edge Device Functions

This section describes optional operations which a Rapid ID edge device may perform upon receipt of a response from FALCON. Rapid ID edge devices that support these special operations must implement the specifications described below. All the Rapid ID edge device requirements specified in the preceding sections of this document must be met.

3.1.4.1 Sex Offender Re-Registration

This section applies to Rapid ID edge devices which will be utilized for Sex Offender Re-Registration.

The edge devices and edge device software shall be installed on a computer which has the capability to connect or is connected to the SOPS (Sexual Offender Predator System). The capture and submission of a packet will occur independently of the SOPS.

The Rapid ID edge devices will not have a direct link into the SOPS. The objective of FALCON for Sex Offender Re-Registration is to confirm the identity of the sex offender with fingerprint biometrics and to allow the operator to update the sex offender information housed at FDLE.

It is of critical importance for the Rapid ID edge device to link the results of the fingerprint search to the SOPS automatically to insure the correct offender record is being updated. Upon receipt of a submission response, the Rapid ID edge device has the requirement to provide information from the response to the SOPS. The Rapid ID edge device software will provide a link which will open a web browser using a specified Uniform Resource Locator (URL) with the SID appended to the end. The setting of the URL must be in a configuration file which 1) will be supplied by FDLE and 2) can be updated by the installation of a new configuration file. When the link is activated, the URL will use an existing browser, if one is open, or if no browser is active open a default web browser.

Additional equipment/requirements needed to complete the Sex Offender Re-Registration process are located on the Sex Pred CJNET site :

http://www.flcjn.net/forts/electronic_registration_informat.htm

3.1.4.1.1 Repository for Individuals of Special Concern (RISC) Prototype from the FBI via FALCON

FALCON has the capability to send a search request to the FBI's Repository for Individuals of Special Concern (RISC) when certain "Reason for Fingerprinting" codes (RID field 2.037, values 009 Domestic Security or 013 Road-Side Stop provided in Table 4) are chosen. RISC will return a result (table 5, RIDR field 2.634) of identified (red), not identified (green), ambiguous (yellow) or timeout. An identification from RISC can result in a FBI number (table 5, RIDR field 2.635) and/or a master name (table 5, RIDR field 2.636) being returned for the subject in addition to information returned from FALCON search. If RISC returns a result of "identified" (red), field 2.071 "Action to be taken" will indicate which database provided the identification.

If FALCON Rapid ID system does not return an identity for a search, the result of the RISC search (if one was returned) is used to perform a search for the national RAP sheet (table 5, RIDR field 2.621) and national as well as Florida wants/warrants (table 5, RIDR field 2.592). For this to occur, the master name (table 5, RIDR field 2.636) and FBI number (table 5, RIDR field 2.635) must have been returned from RISC. In this case, even if the Florida RAP sheet and/or Florida Summary were requested in the original RID request from the edge

device, the corresponding requests will not be made for the identity associated with the RISC result.

In cases where the FBI number returned by FALCON and the FBI number returned by RISC are different, or if either system does not return an FBI number for the subject, the notification flag (**table 5**, RIDR field 2.637) will be set to 'N'. In cases where the FBI numbers are different between the two systems, the edge device will provide that information to the customer for further investigation by the user.

3.1.4.2 DNA Availability Status Check

Rapid ID edge devices can be utilized to perform DNA availability status checks. This device (hereinafter called DNA edge device) shall support the on-site printing of 2D bar codes, as shown in FIGURE 2.1 and FIGURE 2. The DNA edge device operator will submit either a RID Search or RID Match transaction with the inclusion of the "DNA confirmation" code in NIST field 2.037, Reason for Fingerprinting. If FALCON positively identifies the subject and the subject's DNA is already on file, the DNA edge device shall advise the operator that the subject's DNA is Already on File. If FALCON positively identifies the subject and the subject's DNA is not already on file, the DNA edge device shall advise the operator that the subject's DNA is Not on File. If a DNA sample is not on file, the operator may be required, pending evaluation by the submitting agency, to collect the individual's DNA sample and forward to FDLE's DNA Lab following standard policies and procedures. If FALCON does not positively identify the subject, the DNA edge device shall advise the operator that the subject's DNA status is unknown. The DNA edge device will print the 2D Bar code label to be submitted along with the sample. (DNA sample submissions are not a FALCON related task.) The 2D Bar code will also be printed on the DNA Sample Submission form.

3.1.4.2.1 DNA Availability Status Response from FALCON

FALCON shall return the DNA availability status of the subject in Florida Unique field 2.608, in the NIST response, listed in Table 5, to the DNA edge device and alert the operator of the status.

If FALCON positively identified the subject and the subject's DNA is not available on file, the DNA edge device shall advise the operator that the subject's DNA sample is not on file. Consequently, the DNA edge device shall display and parse the subject's demographic data received from FALCON in a non-editable format and allow the operator to enter additional data as specified in Table 16 of this document.

On the request of the operator, the DNA edge device shall print the data specified in Table 17 on a 2D bar code label using the symbology specified in the PDF417 standard. The DNA label size shall be between three and one half inches (3.5") and four inches (4.0") in width and three (3.0") and three and one half inches (3.5") in height. The printed 2D barcode shall be a minimum width of three inches (3.0") to a maximum width of three and one half inches (3.5"). The printed 2D barcode height shall be a minimum of one inch (1.0") and a maximum of two inches (2.0"). The X to Y ratio of the printed 2D barcode shall have a ratio of 1:4 to 1:5. There will a gap between the bottom of the

barcode and the top of the subject's name. The gap shall be a minimum of one eighth inch (1/8") and a maximum of one quarter inch (1/4"). The subject's name shall be printed in plain text with a minimum height of three sixteenths inch (3/16" or 12 pitch) to a maximum height of one quarter inch (1/4" or 18 pitch). The printed 2D barcode and name will be proportional to the label size. Sample of 2D barcode label is shown in FIGURE 2.1.

The DNA edge device shall print the fingerprint images of the subject that were submitted to FALCON, on a form approved by the FDLE. The size of the image printed on the form shall be the actual size of the fingerprint image captured by the device. In addition to the fingerprint images, the subject demographics shall be printed on the same form as shown Figure 2. The FDLE DNA Database staff shall review and approve the final form.


FIGURE 2 DNA SAMPLE SUBMISSION ATTACHMENT

**Florida Department of Law Enforcement
DNA Sample Submission**

Submitting Agency: FDLE - DNA DATABASE

Last Name: DNATEST	Identification Status by FALCON: Y
First Name: BRIAN	State: Florida
DOB: 01-07-1977	County: Leon
Sex: MALE	Collection Type: Conviction Y Arrest N
Race: WHITE	FL Statute: 893.13
SID #: 09502004	Offense: SALE WITHIN 1000 FEET OF A CHL
FBI #:	Court Case #:
DOC #:	Court Ordered Collection: NO
SSN: 592864599	Probation Status: NO
Date Sample Taken: 04-22-2011	Operator Name: DBTESTER 2311

Signature: _____



Witness to Sample Collection

Name: _____ Date: _____

Signature: _____



DNATEST, BRIAN



FIGURE 2.1 DNA 2D SAMPLE BARCODE

3.1.4.3 Add to Watch List (via Edge Device)

This section of this document describes the requirements for a Rapid ID edge device that will be used for the Add to Watch List transaction. The edge device shall submit either a Search or Match transaction of the subject along with the FALCON User ID of the Watch list owner (NIST Field 2.622) and other mandatory fields. FALCON identifies the subject with the fingerprint and adds the subject to the owner's watch list. If the subject is not identified, a Rapid ID response will be returned to the edge device informing the operator that the subject is not identified (NO_HIT). If the FALCON user does not exist an error is returned in the 2.060 field of the ERID response (see table 7 code 047).

3.2 Livescan to FALCON and Email Notifications of Poor Quality Prints to Customers

This section has been intentionally deleted and will be replaced in a future revision.

3.3 FALCON to the FBI (via CWCS)

FALCON will support resubmitting retained applicant prints to the FBI. FALCON will use CWCS to accomplish this. CWCS will perform both the local and national check of the resubmitted prints but only bill the client for the national check. A workflow process will include indication back to FALCON when CWCS has completed the process.

3.3.1 Purpose

This section of this document defines the protocols, procedures and data formats of the submissions from FALCON to the FBI (via CWCS). No other interface changes will be supported unless documented as a revision to this document. Interpretation of these requirements rests solely with the FDLE.

3.3.2 Interfaces

This section provides the interface information and protocol information for FBI NIST resubmissions via FALCON.

3.3.3 Submission of Transactions to FBI from FALCON (via CWCS)

FALCON will retrieve the original retained print submission, from the FALCON NIST archive, to be sent for reprocessing at the national level (FBI). FALCON will then make a copy of this submission and update the following fields in the copy:

- (1) The current composite prints associated with the subject, to which the submission is associated
- (2) ORI will be set to FLFALCONZ
- (3) The Date Printed (DPR) field will be set to the date of the DPR field of the latest submission that contributed prints to the subject's composite record

The FBI resubmission will be transferred to the CWCS WIP directory for processing by FALCON.

3.3.3.1 Receipt of Responses to FALCON

CWCS will not send a receipt of the FBI resubmission. A workflow process will include indication back to FALCON when CWCS has completed the process.

3.3.4 Data Requirements

The data requirements for FALCON to FBI (resubmission) transactions are defined in the following sub-sections.

3.3.4.1 NIST Requirements

This section provides the requirements for the NIST data types applicable to FBI resubmission of retained prints. The NIST record definitions are contained in the appendices (table 11) of this document.

3.3.4.2 Data Validation

The data in the packet will be validated just like any other submission sent to CWCS.

3.3.4.3 Types of Transactions

The only accepted TOT for FBI resubmissions is NIST Type-1 field 1.04, is Miscellaneous Applicant Civil (MAP) or Non-Federal Applicant User Fee (NFUF).

3.4 Biometric Identification Solution (BIS) to FALCON

FALCON will use the fingerprints in the NIST criminal records from the Biometric Identification Solution (BIS) to update the fingerprint repositories. Since these criminal records have been fully processed in the legacy criminal system, they will have a SID already assigned.

3.4.1 Purpose

This section of this document defines the protocols, procedures and data formats of the submission from BIS. No other interface changes will be supported unless documented as a revision to this document. Interpretation of these requirements rests solely with the FDLE.

3.4.2 Interfaces

This section provides the interface information and protocol for NIST submissions from BIS.

3.4.2.1 Submission of Transactions to FALCON

Fully processed arrest records will be transferred to a Work-In-Process (WIP) directory by BIS. The WIP directory is a network share specified by the FDLE. Each submission is a tenprint NIST packet written to a file in this directory with an extension of ".rid". FALCON is responsible for picking up the NIST files from the WIP directory with extension **.rid**.

FALCON will rename the NIST file in the WIP directory by adding another extension of **.ichs** to the file name after transaction is queued for processing. In the event a submission could not be processed by FALCON due to an error condition, the transaction status will be shown as failed in FALCON and the original transaction input will be retained in the NIST archive.

Example:

Submission from BIS	6401000013.rid
After FALCON processing:	6401000013.ichs

3.4.2.2 Receipt of Responses from FALCON

FALCON will not send a response to BIS. No response is expected by BIS and none should be sent.

3.4.3 Data Requirements

The data requirements for BIS to FALCON transactions are defined in the following sections.

3.4.3.1 NIST Requirements

This section provides the requirements for the NIST data types applicable to an arrest submission received from BIS. The NIST record definitions are contained in the appendices of this document.

3.4.3.2 Data Validation

N/A

3.4.3.3 Types of Transactions

The only accepted TOT for arrest submissions, NIST Type-1 field 1.04, is NISTHIT or NISTNOHIT.

3.5 FALCON and FCIC II

FALCON will interface with the FCIC II System. The interface requirements for FCIC II are defined in the FCIC II TCP/IP InterProcessor Communication (IPC) Program Interface Specification (FCIC II Client TCP/IP IPC Specification) document.

3.5.1 Purpose

Refer to the Introduction section of the FCIC II Client TCP/IP IPC Specification document.

3.5.2 Interfaces

Refer to the FCIC II TCP Client Application Program Interface (API) section of the FCIC Client TCP/IP IPC Specification document.

3.5.2.1 Submission of Transactions to FCIC II

Refer to the Inbound Message (from the client) section of the FCIC II Client TCP/IP IPC Specification document.

3.5.2.2 Receipt of Messages and Responses from FCIC II

Refer to the Outbound Message (to the client) section of the FCIC II Client TCP/IP IPC Specification document. Additionally, a NIST-formatted CCH identity segment (subject demographics) may be returned to FALCON by FCIC II in response to an FCI Query. The type of transaction for this NIST response shall be CCH Identity Segment (CHIN) (Table 13).

3.5.3 Data Requirements

Refer to the System Message Formats and Message Types sections of the FCIC II Client TCP/IP IPC Specification document.

3.6 CWCS to FALCON

NIST submissions of retained applicants will be sent to FALCON by CWCS for retention. FALCON will retain the fingerprints in the fingerprint repository for reverse searching. If the subject already exists the fingerprints will contribute the current composite in the ten prints system.

3.6.1 Purpose

This section of this document defines the protocols, procedures and data formats of the submission from CWCS. No other interface changes will be supported unless documented as a revision to this document. Interpretation of these requirements rests solely with the FDLE.

3.6.2 Interfaces

This section provides the interface information and protocol for NIST submissions from CWCS.

3.6.2.1 Submission of Transactions to FALCON

Retained applicants submissions will be transferred to a WIP directory by CWCS after its processing. The WIP directory is a network share specified by the FDLE. Each submission is a tenprint NIST packet written to a file in this directory with an extension of ".eff". FALCON is responsible for picking up the NIST files from the WIP directory.

The status of the transaction fed into FALCON can be tracked using FALCON User interface with proper privileges

3.6.2.2 Receipt of Responses from FALCON

FALCON will not send a response to CWCS. No response is expected by CWCS and none should be sent.

3.6.3 Data Requirements

The data requirements for CWCS to FALCON transactions are defined in the following sub-sections.

3.6.3.1 NIST Requirements

This section provides the requirements for the NIST data types applicable to an applicant submission received from CWCS. The NIST record definitions are contained in the appendices of this document.

3.6.3.2 Data Validation

FALCON can validate NIST submissions from CWCS (refer to Table 11 of this document) for appropriate structure (field size, character type, population of mandatory fields, etc...). The actual data field content of each transaction will be controlled and

validated from edits within the CWCS system itself. The only fields that FALCON will validate, beyond NIST validation if it's turned on, are the TOT, Date and CRI fields of the submission.

3.6.3.3 Types of Transactions

The only accepted TOT for applicant submissions, NIST Type-1 field 1.04, is Miscellaneous Applicant Civil (MAP) or Non-Federal Applicant User Fee (NFUF).

3.7 DNA Database System (CODIS) and FALCON

This section was intentionally deleted and will be replaced in a future revision

4.0 INTERNAL INTERFACES

FALCON will interface with the Rapid ID System and the Tenprint System to perform rapid identification and tenprint identification respectively. FALCON will also update the Rapid ID System and Tenprint fingerprint repositories.

4.1 FALCON and Rapid ID System

FALCON will interface with the Rapid ID System to perform rapid identification using one or two fingerprints. The Rapid ID System will update its fingerprint repository when it receives requests such as add, delete, and update record from FALCON.

4.1.1 Purpose

This section of the document provides an overview of the interface between FALCON and the Rapid ID System. The details of the interface requirements are defined in FALCON to Rapid ID Interface Control Document, D703-015A.

4.1.2 Interfaces

4.1.2.1 FALCON Submissions to Rapid ID System

Submissions to the Rapid ID System shall be transmitted as single part MIME encoded SMTP mail messages. Submission data shall be in NIST format. The NIST packet shall be included as an attachment to the email message.

4.1.2.2 Rapid ID System Responses to FALCON

Responses to FALCON from the Rapid ID System shall be retrieved as single part MIME encoded SMTP mail messages. Response data shall be in NIST format. The NIST packet shall be included as an attachment to the email message.

4.1.3 Data Requirements

Data interchange between FALCON and Rapid ID System shall be in NIST format. NIST Type-1, Type-2, or Type-4 data may be sent to the Rapid ID System, while FALCON shall accept Type-1 and Type-2 records from the Rapid ID System.

4.1.3.1 NIST Requirements

This section provides the requirements for the NIST data types applicable to requests and responses from the Rapid ID System. The NIST record definitions are contained in the FALCON to Rapid ID Interface Control Document, D703-015A.

4.1.3.2 Data Validation

N/A

4.1.3.3 Types of Transactions

The applicable types of transactions, requests, responses, and error messages are defined in the FALCON to Rapid ID ICD, D703-015A.

4.2 FALCON and Tenprint System

FALCON will interface with the Tenprint System to perform tenprint subject identification searches. The Tenprint System will update its fingerprint repository with update requests from FALCON. A repository update may consist of add, purge or modification of existing records. To perform a search, FALCON sends a search request with the tenprint image data. The Tenprint System extracts the minutia and performs a tenprint search in its matchers.

4.2.1 Purpose

This section of the document provides an overview of the interface between FALCON and the Tenprint System. The details of the interface requirements are defined in the FALCON TO PRINTRAK BIS INTERFACE ICD, 0006-1530 dated September 21, 2007.

4.2.2 Interfaces

The communication interface is described in the following section.

4.2.2.1 Communication

Communication between FALCON and the Tenprint System shall be via Java Messaging Service (JMS) queues.

FALCON shall send Tenprint search requests and repository update requests to the Tenprint (TP) Matcher (aka Motorola AMC) via a JMS request. The message shall contain the action to be performed and tenprint images. The TP Matcher will send a JMS response to FALCON upon completion of the request.

4.2.3 Types of Transactions

The applicable types of transactions, requests, responses, and error messages are defined in the FALCON TO PRINTRAK BIS INTERFACE ICD, 0006-1530.

4.2.4 Data Requirements

Java objects are exchanged between FALCON and the Tenprint System. The Java objects sent by FALCON contains a jar (this is not in NIST format) file that contains the fingerprint images and descriptor xml files. The response from Tenprint System is a Java object containing a jar file which among other data contains the result of the operation performed. The Java object model to be exchanged between FALCON and Tenprint System are defined in the FALCON TO PRINTRAK BIS INTERFACE ICD, 0006-1530.

5.0 RAPID IDENTIFICATION SAMPLE SCENARIO

This section provides samples of edge device screens and descriptions of sample scenarios which may be applicable to Rapid ID edge device transactions. The intent of this section is to provide an idea of the conceptualized system and possible options for future implementation.

FALCON accommodates two types of processes, search and match. The reason for submitting a process is a required field in the NIST packet.

5.1 Data Flow Scenario

This section provides an example of the data flow of a RID submission. The data elements required for submission are a sub-set of the elements in this document.

To submit a transaction, the edge device operator must use an edge device which has been registered with FALCON as described in section 3.1.2.2 of this document. To begin, the edge device operator will select the type of process and any optional search elements. The types of processes are an Identity Search (images only) or an Identity Match (image with demographics). The edge device operator will have the ability to request additional data responses with each type of search. The optional search elements are: Criminal History, Wants/Warrants, and Status checks. The edge device operator may select any or all the optional search elements for each submission. Every request will have the capability to be cancelled prior to transmission.

A sample screen, depicting the initial data flow options, is shown in FIGURE 3. The screen displays the two process options, (1) Search and (2) Match. The Requestor Identification Number is required for all processes. Figure 3.1 shows a sample screen for the Add to Watch List process.

SEARCH
 MATCH

Criminal History (Full)
 Criminal History (Summary)
 SID only
 Wants/Warrants
 Ill Status Check
 Ill Criminal History (Full)

Requestor ID* XXXXXXXXXXXX

CANCEL CONTINUE

FIGURE 3 INITIAL DATA CAPTURE SCREEN SAMPLE

In the event a Full Criminal History and Summary Criminal History are both requested, the Full Criminal History will take priority and the Summary will not be returned.

ADD TO WATCH LIST Share Data

Watch List Owner XXXXXXXXXXXX
 Other Name: XXXXXXXXXXXX
 Other Identifier: XXXXXXXXXXXX
 Comments XXXXXXXXXXXX
 Notification Type: XXXXXXXXXXXX
 Watch List Category: XXXXXXXXXXXX
 Expiration Date: XXXXXXXXXXXX
 Other Email : XXXXXXXXXXXX

CANCEL CONTINUE

FIGURE 3.1 ADD TO WATCH LIST SCREEN SAMPLE


5.1.1 Identity Search Scenario

An Identity Search is performed to biometrically determine the identity of an individual. When an Identity Search is requested, the edge device operator submits an image search without demographics. The edge device operator has the option to request a Criminal History (full or summary), Wants/Warrants, Status checks in addition to the Identity Search. Once the options are selected, the edge device operator clicks **Continue** to proceed or **Cancel** to end the transaction.

The selection of an Identity Search, with or without additional options, will prompt the operator to capture the images for submission. The two fingerprints are captured, and the transaction is submitted. The results for an Identity Search are HIT, NO HIT, AMBIGUOUS, or ERROR.

5.1.2 Identity Match Scenario

An Identity Match is performed to biometrically confirm the identity of an individual. When an Identity Match is requested, the edge device operator will enter demographic data along with one fingerprint image to be searched. Selection of a Match transaction (see FIGURE 3) will take the operator to a secondary screen for entry of demographic data as shown in FIGURE 4. Demographics are required for a match. The transaction must contain one of the three demographic identifiers from Figure 4.



State ID Number: XXXXXXXXXXXX
 DC Number: XXXXXXXXXXXX
 FBI Number: XXXXXXXXXXXX
 CANCEL CONTINUE

FIGURE 4 IDENTITY MATCH DEMOGRAPHICS SCREEN SAMPLE

5.1.3 Add to Watch List Scenario

An Add to Watch List transaction is performed to determine the identity of an individual biometrically and to add that individual to a user's watch list. When an Add to Watch List transaction is performed, the edge device operator may enter watch list data along with two fingerprint image to be searched. The transaction is submitted and FALCON returns the results after processing the data. The results for this type of transaction are HIT, NO HIT, AMBIGUOUS, or ERROR. When FALCON returns a HIT, it means a criminal has been identified and added to the user's watch list.

FALCON will use the demographic data to compare a known record from the database to the search record. The result will be "HIT", "NO HIT", "NO RECORD", or "ERROR". Future demographics may include the Driver's License Number (DLN) and State of Issue (DLS) or Offender Based Tracking System Number (OBTS).

Note: In Build 2A, the SID, DC Number, and FBI Number will be the only available search options. It is strongly encouraged to use the SID number.

5.1.4 Image Capture Scenario

The image capture is performed, as described in section 3.1.3.3 of this document.

5.1.5 DNA Availability Status Scenario

A DNA Availability Status check can be either a Search (two fingers) or Match (single finger) transaction. The operator will select 008 DNA Confirmation (Table 4) in the 'Reason for fingerprinting' box.

5.1.5.1 DNA Availability Response – Fingerprint HIT/DNA Sample on File

The response from Falcon will return a HIT and demographic data. Field 2.608 (Table 5) will contain a “Y” indicating that DNA is on file. The edge device will inform the operator that no further action is required.

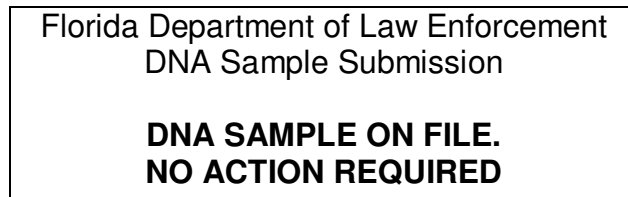
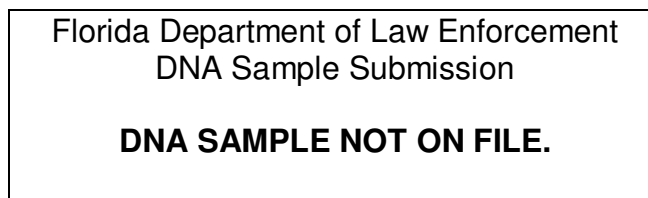


FIGURE 5 FINGERPRINT HIT/DNA SAMPLE ON FILE

5.1.5.2 DNA Availability Response – Fingerprint HIT/DNA Sample Not On File

The response from Falcon will return a HIT and demographic data. Field 2.608 (Table 5) will contain a “N” indicating that DNA is NOT on file. The edge device will inform the operator that DNA is not on file. The edge device will present the DNA Availability Demographic Screen. Demographic data from the response will populate in a non-editable format. The screen must present an option for the operator to exit from this screen without completing the process.

The operator will enter the remaining required data fields. Upon completion, the operator will print a 2D bar code label to attach to the sample. Edge device will parse data from the Name field, 2.018 and enter into the appropriate screen position. Additionally the edge device will convert the Date of Birth response from YYYYMMDD to MMDDYYYY.



The vendor will indicate which fields are editable based on the information in Table 16. When completed, the operator will press YES to print a 2D Bar code label. Data from the screen will populate appropriate fields as listed in Table 16. The DNA Sample form

along with fingerprint images, (Figure 2) will be presented to the operator prior to being printed.

The DNA edge device shall print the fingerprint images of the subject that were submitted to FALCON, on a form approved by the FDLE. The size of the image printed on the form shall be the actual size of the fingerprint image captured by the device. In addition to the fingerprint images, the subject demographics shall be printed on the same form as shown Figure 2. The FDLE DNA database staff shall review and approve the DNA Submission form.

5.1.5.3 Availability Response – Fingerprint NO HIT

The response from FALCON has indicated there was not a fingerprint match. The edge device will present the operator with the following:

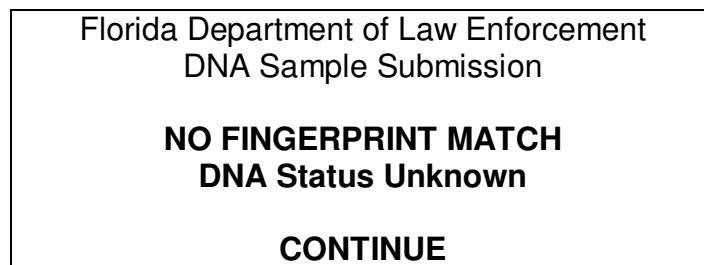


FIGURE 6 FINGERPRINT NO HIT

The operator will press continue and be presented the Sample Submission screen. All mandatory fields will need to be completed by the operator.

When completed, the operator will make a selection to print a 2D barcode label. Data from the screen will populate appropriate fields as listed in Table 16. The DNA sample form along with fingerprint images (Figure 2) will be presented to the operator prior to being printed.

The DNA edge device shall print the fingerprint images of the subject that were submitted to FALCON, on a form approved by the FDLE. The size of the image printed on the form shall be the actual size of the fingerprint image captured by the device. In addition to the fingerprint images, the subject demographics shall be printed on the same form as shown Figure 2.

APPENDIX A Abbreviations and Acronyms

Abbreviation or Acronym	Description
AFIS	Automated Fingerprint Identification System
aka	also known as
ANSI	American National Standards Institute
API	Application Programming Interface
ASCII	American Standard Code for Information Interchange
BIS	Biometric Identification Solution
CCH	Computerized Criminal History system
CHIN	CCH Identity Segment
CJIS	Criminal Justice Information Systems
CODIS	DNA System
CR	Carriage Return
CWCS	Civil Workflow Control System
DLN	Driver's License Number
DLS	Driver's License State
EFTS	Electronic Fingerprint Transmission Specification
ERID	Rapid Identification Error
FBI	Federal Bureau of Investigation
FCIC II	Florida Crime Information Center II
FDLE	Florida Department of Law Enforcement
FORTS	Florida Offender Registration and Tracking Services
GJXDM	Global Justice XML
HTTP	Hypertext Transfer Protocol
HTTPS	Hypertext Transfer Protocol Over Secure Socket Layer
IAFIS	Integrated Automated Fingerprint Identification System
ICHS	Integrated Criminal History System
ICD	Interface Control Document
ID	Identification
IDRR	Identification Record Report
III	Interstate Identification Index
IP	Internet Protocol
IPC	InterProcessor Communication
JMS	Java Messaging Service
LF	Line Feed
MIME	Multipurpose Internet Mail Extensions
N/A	Not Applicable
NCIC	National Crime Information Center
NDIR	Non-Identification Response
NIST	National Institute for Standards and Technology
OBTS	Offender Based Tracking System
RAP	Record of Arrest and Prosecution

Abbreviation or Acronym	Description
RID	Rapid Identification System / Rapid Identification Request
RIDR	Rapid Identification Response
RISC	Repository for Individuals of Special Concern (FBI)
SID	State Identification
SMT	Scars, Marks and Tattoos
SMTP	Simple Mail Transfer Protocol (internet email)
SOPS	Sexual Offender Predator System
TBD	To Be Determined
TCN	Transaction Control Number
TCP	Transaction Control Protocol
TOT	Type of Transaction
TP	Tenprint
URL	Uniform Resource Locator
WIP	Work In Process
XML	Extensible Markup Language

APPENDIX B NIST DESCRIPTORS AND FIELD EDITS

The NIST Type-1, Type-2 and Florida unique tables are included in this appendix. A list of the NIST Type-1 fields which are applicable to this ICD are provided in Table 1. The NIST Type-2 fields are provided in Table 2. The Florida unique fields are provided in Table 3.

Valid Codes/Field Restrictions and Applicability Conditions by TOT are provided in APPENDIX C. Those tables should be used in conjunction with the tables in this appendix.

TABLE 1 NIST TYPE-1 DESCRIPTORS AND FIELD EDITS

NIST Type-1 Descriptors and Field Edits								
Identifier	Field #	Field Name	Character Type	Field Size (bytes)		Maximum Occurrences	Remarks	Notes / Field Restrictions
				Min	Max			
LEN	1.01	Logical Record Length	N	2	3	1	This mandatory ASCII field shall contain the total count of the number of bytes in the type 1 logical record. Field 1.01 shall begin with "1.01:", followed by the length of the record including every character of every field contained in the record and the information separators.	
VER	1.02	Version Number	N	4	4	1	This mandatory four-byte ASCII field shall be used to specify the version number of the standard implemented by the software or system creating the file. The format of this field shall consist of four numeric characters. The first two characters shall specify the major version number. The last two characters shall be used to specify the minor version number. The initial revision number for a version shall be "00". The entry in this field for this 1993 approved standard shall be "0200". The original 1986 standard would be considered the first version or "0100".	
CNT	1.03	File Content	A/N	9	48	1	This mandatory field shall list each of the logical records in the logical file by record type. It also specifies the order in which the remaining logical records shall appear in the logical record. It shall consist of one or more subfields. See IAFIS-DOC-01078-7.1 for further information regarding this field.	
TOT	1.04	Type of Transaction	A	3	5	1	This mandatory field shall contain an identifier, designating the type of transaction and subsequent processing that this logical file should be given.	
DAT	1.05	Date	N	8	8	1	This mandatory field shall contain the date that the transaction was initiated. The date shall appear as eight digits in the format CCYYMMDD. The CCYY characters shall represent the year of the transaction; the MM characters shall be the tens and units values of the month; and the DD characters shall be the day in the month.	

NIST Type-1 Descriptors and Field Edits								
Identifier	Field #	Field Name	Character Type	Field Size (bytes)		Maximum Occurrences	Remarks	Notes / Field Restrictions
				Min	Max			
PRY	1.06	Priority	N	1	1	1	When this field is used, it shall contain a single information character to designate the urgency with which a response is desired. The values shall range from 1 to 4, with "1" denoting the highest priority. The default value shall be "2" if no value is indicated.	
DAI	1.07	Destination Agency Identifier	A/N	9	9	1	This mandatory field shall contain the identifier of the administration or organization to receive the transmission. The size and data content of this field shall be defined by the user and be in accordance with the receiving agency.	
ORI	1.08	Originating Agency Identifier	A/N	9	9	1	This ORI# will identify the submitting agency.	
TCN	1.09	Transaction Control Number	A/N	10	40	1	This mandatory field shall contain the TCN as assigned by the originating device.	
TCR	1.10	Transaction Control Reference	N	10	40	1	This field shall be used in responses to refer to the Transaction Control Number of a previous transaction involving an inquiry or other action that requires a response. This field shall be a ten-byte numeric field.	
NSR	1.11	Native Scanning Resolution	N/S	5	5	1	This mandatory field shall specify the nominal scanning resolution of the AFIS or other image capture device supported by the originator of the transmission. This field permits the recipient of this transaction to send response data at a transmitting resolution tailored to the NSR (if it is able to do so) or to the minimum scanning resolution. See the IAFIS-DOC-01078-7.1 for further information regarding this field.	period only special character permitted
NTR	1.12	Nominal Transmission Resolution	N/S	5	5	1	This mandatory field shall specify the nominal transmitting resolution for the image or images being transmitted. This field shall contain five bytes specifying the transmitting resolution in pixels per millimeter. The resolution shall be expressed as two numeric characters followed by a decimal point and two more numeric characters (e.g., 20.00). The transmitting resolution shall be within the range specified by the transmitting resolution requirement.	period only special character permitted

Notes:
Character Types:
A: Alpha
N: Numeric
S: Special Character

TABLE 2 NIST TYPE-2 DESCRIPTORS AND FIELD EDITS

NIST Type-2 Descriptors and Field Edits								
Identifier	Field #	Field Name	Character Type	Field Size (bytes)		Maximum Occurrences	Remarks	Notes / Field Restrictions
				Min	Max			
LEN	2.001	Logical Record Length	N	2	5	1	This mandatory ASCII field shall contain the total count of the number of bytes in the type 2 logical record. Field 2.001 shall begin with "2.001:", followed by the length of the record including every character of every field contained in the record and the information separators.	Integer values only
IDC	2.002	Image Designation Char	N	2	2	1	The Image Designation Character shall be a sequentially assigned positive integer starting from zero and increasing by one for each finger position, image, or Type 2 record present. Each IDC value matches a value in the Content (CNT) field of the Type 1 message header.	Integer values only
RET	2.005	Retention Code	A	1	1	1	This field indicates whether the arrest information submitted as part of a transaction is to be retained as a permanent part of the State's and the FBI's Criminal Master File.	
ATN	2.006	"Attention" indicator	A/N/S	3	30	1	Field designates the individual to whose attention a response will be directed.	
SCO	2.007	Send copy to	A/N	9	19	1	Field identifies the agency that requested to have a rap sheet once the record has been updated with the new arrest.	
OCA	2.009	Originating Agency Case # (Local ID)	A/N	1	10	1	This is a free flow field and will include the agency offense case numbers or other descriptors which are related to the individual and entered by the arresting agency.	
FBI	2.014	FBI Number	A/N	1	9	1	Unique number assigned by the FBI	
SID	2.015	State Identification Number	A/N	3	10	1	Unique number assigned to persons by FDLE (based on fingerprint identification)	No hyphen permitted
SOC	2.016	Social Security Number	N	9	9	4	Field contains the individual's reported social security number	No hyphens
MNU	2.017	Miscellaneous Number	A/N/S	4	12	4	This can include any numbers that are related to the arrestee and is entered by the arresting agency.	
NAM	2.018	Name	A/S	4	30	1	Field should reflect the name the individual used at the time of arrest or at the time the case was initiated	Format must include comma after last name. See Personal Descriptors in NCIC 2000 Code manual
AKA	2.019	Aliases	A/S	4	30	10	Field should reflect an alias of the individual used either in the past or currently	Format must include comma after last name. See Personal Descriptors in NCIC 2000 Code manual
POB	2.020	Place of Birth	A	2	2	1	Field will be used to identify the individual's place of birth	See State and Country Codes in NCIC 2000 Code Manual for allowable codes
CTZ	2.021	Country of Citizenship	A	2	2	1	Field is used to identify the individual's country of citizenship	See State and Country Codes in NCIC 2000 Code Manual for allowable codes

NIST Type-2 Descriptors and Field Edits								
Identifier	Field #	Field Name	Character Type	Field Size (bytes)		Maximum Occurrences	Remarks	Notes / Field Restrictions
				Min	Max			
DOB	2.022	Date of Birth	N	8	8	5	Field contains the individual's reported date of birth	CCYYMMDD
AGR	2.023	Age Range	N	4	4	1	Field is used to indicate the age range of the arrested individual if the date of birth is unknown	
SEX	2.024	Sex	A	1	1	1	Field should reflect the sex of the individual	M, F, X only allowable codes
RAC	2.025	Race	A	1	1	1	Field should reflect the race of the individual	A, B, I, U, W only valid codes accepted
SMT	2.026	Scars, Marks and Tattoos	A/S	3	10	10	Field should reflect any scars marks and tattoos that can be used for any identification purposes	Codes listed in NCIC manual
HGT	2.027	Height	N	3	3	1	Field should reflect the height of the individual in feet and inches	Height range 4"00" to 7'11"
HTR	2.028	Height Range	N	6	6	1	Field should reflect the height range of the individual in feet and inches	
WGT	2.029	Weight	N	3	3	1	Field should reflect the weight of the individual	Max allowable weight 499 lbs
WTR	2.030	Weight Range	N	6	6	1	Field should reflect the weight range of the individual	
EYE	2.031	Eye Color	A	3	3	1	Field should reflect the eye color of the individual	See IAFIS-DOC-01078-7.1 for eye color codes
HAI	2.032	Hair Color	A	3	3	1	Field should reflect the hair color of the individual	See IAFIS-DOC-01078-7.1 for hair color codes
FPC	2.033	NCIC Fingerprint Classification	A/N	0	30	1	Field should reflect the NCIC Fingerprint Classification of the individual	See IAFIS-DOC-01078-7.1 for codes
PAT	2.034	Pattern level classifications	A/N	0	20	1	This is an FBI field. Field contains information about the finger(s) pattern type	
PPA	2.035	"Palm prints available" indicator	A	1	1	1	Field should reflect whether or not a palm print of the individual is available	
PHT	2.036	"Photo available" indicator	A	1	1	1	Field should reflect whether or not a photograph of the individual is available	
RFP	2.037	Reason fingerprinted	A/N/S	1	75	1	Field should reflect the reason the fingerprinting occurred	Data must be selected from a drop down menu.
DPR	2.038	Date printed	N	8	8	1	Field should reflect the date the fingerprinting occurred. The date shall appear as eight digits in the format CCYYMMDD. The CCYY characters shall represent the year of the transaction; the MM characters shall be the tens and units values of the month; and the DD characters shall be the day in the month.	
EAD	2.039	Employer and Address	A/N/S	1	120	1	An individual's name or business name may be recorded in this field. This field should reflect the name of the individual's employer at the time of the arrest.	
OCP	2.040	Occupation	A/N/S	1	50	1	This field should reflect the occupation of the individual.	
RES	2.041	Residence of Person fingerprinted	A/N/S	1	120	1	This field should reflect the current address of the individual.	

NIST Type-2 Descriptors and Field Edits								
Identifier	Field #	Field Name	Character Type	Field Size (bytes)		Maximum Occurrences	Remarks	Notes / Field Restrictions
				Min	Max			
TSR	2.043	Type of Search Requested	A	1	1	1		E - Enlistment record with fingerprints P - Pre-commission candidate record with fingerprints V - Civil submission in support of the National Child Protection Act of 1993
DOA	2.045	Date of Arrest	N	8	8	1	Date the offender was arrested as reflected on the arrest document. The date shall appear as eight digits in the format CCYYMMDD. The CCYY characters shall represent the year of the transaction; the MM characters shall be the tens and units values of the month; and the DD characters shall be the day in the month.	
DOS	2.046	Date of arrest – suffix	A	1	1	1	Field describes the sequence of arrests for the same day (If someone is arrested twice on the same day the suffix would be "A")	
ASL	2.047	Arrest Segment literal Date of offense (DOO) Date of offense-range(DOR) Arrest Offense Literal	A/N/S N N A/N/S	1 8 16 1	324 8 16 300	40 40 40 40	Field should provide a descriptive of the charges for the person arrested	
CSL	2.051	Court segment literal Court disposition date (CDD) Court Offense Literal (COL) Other Court Sentence Provision Literal	A/N/S N A/N/S A/N/S	2 8 1 1	608 8 300 300	40 40 40 40	Field is used to describe the court sentence for the charges	
SSD	2.054	Custody or supervisory status start date	N	8	8	1	Field describes the start date for custody or supervision of the person sentenced. The date shall appear as eight digits in the format CCYYMMDD. The CCYY characters shall represent the year of the transaction; the MM characters shall be the tens and units values of the month; and the DD characters shall be the day in the month.	
SLE	2.055	Custody or supervisory status literal	A/N/S	1	300	1		
ICO	2.056	Identification comments	A/N/S	1	50	1	Field can be used for additional miscellaneous identification remarks	
SRF	2.059	Search Result Findings	A	1	1	1	Search Result Findings	I=Identified, N=Not Identified, A=Ambiguous, R=No Record
MSG	2.060	Status/Error message	A/N/S	1	300	38	Field is used to transmit the result of processing back to the local agency. It can also be used to send special processing messages to FDLE.	

NIST Type-2 Descriptors and Field Edits								
Identifier	Field #	Field Name	Character Type	Field Size (bytes)		Maximum Occurrences	Remarks	Notes / Field Restrictions
				Min	Max			
CAN	2.064	Candidate List	A/N/S	8	90	10	This grouped field shall contain a candidate list. It is comprised of 5 subfields, the State Identifier (SID) and four subfields for name (LNM, FNM, MNM, and SUF), which will be provided for each candidate in the list.	A list of candidates found in a search. Will be returned if SRF is ambiguous. Hyphen is the ONLY permitted special characters in the last name field only. Example; Smith-Jones
		State Identifier (SID)	A/N	3	10	1		
		Last Name (LNM)	A/S	2	30	1		
		First Name (FNM)	A	1	20	1		
		Middle Name (MNM)	A	1	20	1		
Suffix (SUF)	A	1	10	1				
IMA	2.067	Image Capture Equipment	A/N/S	1	100	1	This is an FBI field.	
		Originating Fingerprint Reading System Make (MAK)	A/N/S	1	25	1	This free text field is used to log the make, model, and serial number of the equipment used to acquire images.	
		Originating Fingerprint Reading System Model (MODL)	A/N/S	1	25	1		
		Originating Fingerprint Reading System Serial Number (SERNO)	A/N/S	1	50	1		
IPP	2.068	Image preprocessing	A/N	1	1	1	Field is used to indicate whether the image is original or compressed	
RAP	2.070	Request for Criminal History	A	1	1	1	Field is used to request a rap sheet for the person arrested that would indicate the new arrest data	
ACN	2.071	Action to be taken	A/N/S	0	300	1	Field is used to transmit any special processing messages	
CRI	2.073	Controlling Agency Identifier	A/N/S	1	9	1	The ORI of agency controlling the transaction, may be different from the ORI of the submitting agency	
ERS	2.075	Electronic Rap sheet	A/N/S	2	500K	1	Electronic RAP sheet	In the event of FCIC shutdown or No response was received for the FCIC request in the time period allowed, a message "FCIC Time Out or FCIC is down. Please resubmit the transaction later." is sent by FALCON system to the edge device.
AMP	2.084	Amputee or Special Marks	N	2	2	1	Field is used to designate whether or not the finger is amputated	
TAA	2.087	Treat As Adult	A	1	1	1	Treat As Adult (Y/N)	
Notes: Character Types: A: Alpha N: Numeric S: Special Character								

TABLE 3 FLORIDA UNIQUE NIST TYPE-2 DESCRIPTORS & FIELD EDITS

Florida Unique Type-2 Descriptors and Field Edits								
Identifier	Field #	Field Name	Character Type	Field Size (bytes)		Maximum Occurrences	Remarks	Notes / Field Restrictions
				Min	Max			
APC	2.550	Administrative Process Code	N	1	1	1	This field will indicate the type of processing that should take place for the record.	To be used only by Printrak
SEQ	2.551	Arrest Sequence #	N	3	3	40	This field indicates the sequence of the charges for a single arrest	
OBT	2.552	Offender Based Tracking System #	N	10	10	1	This field is assigned to an individual arrest. There are to be no duplicate OBTS numbers assigned.	
IMS	2.553	Immigration Status of Arrestee	N	1	1	1		1 - Permanent legal resident of the United States. 2 - Legal visitor 3 - Undocumented/Illegal Alien 4 - Unknown
JAS	2.554	Juvenile/Adult Status	N	1	1	1		1 = Adult 2 = Juvenile 3 = Juvenile Adjudicated as an Adult
IWS	2.555	Name/Number of Input/LiveScan Operator	A/N/S	2	25	1		
QCA	2.556	Name/Number of QC Analyst	A/N/S	2	25	1		
VAN	2.557	Name/Number of Verification Analyst	A/N	2	25	1		
AON	2.558	NCIC Charge Code/Arrest Offense #	N	4	4	40		
FSS	2.559	Florida State Statute #	A/N	3	11	40	Example: 2.559:80613000000	
DEG	2.560	Degree of the Charge	A	1	1	40		C - Capital * F - First Degree S - Second Degree T - Third Degree * L - Life * N - N/A - When the degree has not been defined as listed above or is unknown * If these values are used, the level of the charge must be a felony.

Florida Unique Type-2 Descriptors and Field Edits								
Identifier	Field #	Field Name	Character Type	Field Size (bytes)		Maximum Occurrences	Remarks	Notes / Field Restrictions
				Min	Max			
LEV	2.561	Level of Arrest	A	1	1	40		F - Felony - Any offense punishable by death or imprisonment for a term of one year or more. M - Misdemeanor - Any offense other than a felony (as noted above) including county or municipal ordinances punishable as misdemeanors.
GOC	2.562	General Offense Character	A	1	1	40	This field should be used to assist in describing the charge.	A - Attempt C - Conspiracy P - Principal S - Solicitation Z - Accessory After the Fact N - Not Applicable - The above listed descriptions are not required/needed to describe the charge
CNT	2.563	Number of Counts for the Charge	N	3	3	40		
ADN	2.564	Arrest Disposition Number	N	3	3	40		
ADL	2.565	Arrest Disposition Literal	A/N/S	1	32	40		
RID	2.566	Return Rap Terminal ID	A/N	5	5	3	The FCIC terminal ID where to send the rap sheet	
WAR	2.567	Return FCIC Wanted Term ID	A	1	1	1	Field will indicate the requestor selected a Wants and Warrants check to be performed on the individual.	
DEM	2.568	Return Demographics Term ID	A/N	5	5	1	AFIS workstation where to return the CCH ID Segment	
DOM	2.569	Domestic Violence Flag	A	1	1	40		
AVT	2.570	Arrest Victim Type	A	1	1	40		
SKN	2.571	Skin Tone	A	3	3	1		
DOC	2.572	DC#	A/N	6	6	1	Field indicates the number assigned to an individual by the Florida Department of Corrections	
DJJ	2.573	DJJ#	N	10	10	1	Field indicates the number assigned to an individual by the Florida Department of Juvenile Justice	
AED	2.574	Arrest Entry Date (Received at FDLE)	N	8	8	1	The date shall appear as eight digits in the format CCYYMMDD. The CCYY characters shall represent the year of the transaction; the MM characters shall be the tens and units values of the month; and the DD characters shall be the day in the month.	
AFS	2.575	AFIS Indicator	N	1	1	1		
REL	2.576	Reel	N	4	4	1		
FRA	2.577	Frame	N	4	4	1		

Florida Unique Type-2 Descriptors and Field Edits								
Identifier	Field #	Field Name	Character Type	Field Size (bytes)		Maximum Occurrences	Remarks	Notes / Field Restrictions
				Min	Max			
DOD	2.578	Death Date	N	8	8	1	The date shall appear as eight digits in the format CCYYMMDD. The CCYY characters shall represent the year of the transaction; the MM characters shall be the tens and units values of the month; and the DD characters shall be the day in the month.	
DOR	2.579	Death ORI	A/N	9	9	1		
OSI	2.580	Original SID#	N	8	8	1		
DRG	2.581	Drug Flag	A	1	1	40		
CTY	2.582	City (of residence)	A	0	20	1		
STA	2.583	State (of residence)	A	0	2	1		
VNM	2.584	Vendor Name	A/N/S	3	50	1	This field is used in conjunction with field 2.067	Space only permitted character
DLN	2.585	Driver License #	A/N	13	20	1		
DLS	2.586	State of Issue for DL	A	2	2	1		Mandatory if data entered in field 2.585
ALD	2.587	Alternate Result Destination	A/N	9	9	1	Forward search results to an alternate FCIC terminal	
NSC	2.588	National Status Check	A	1	1	1	Perform a III status check on the subject	
DID	2.589	Device Identifier	A/N	10	10	1	Device identification numbers will be assigned by FALCON as each device is registered.	
RIN	2.590	Operator Social Security Number	N	9	9	1		
RGT	2.591	Device Registration	A	1	1	1	Request Device Registration (Y/N)	Only used during initial device registration
WNT	2.592	Warrant Data FCIC/NCIC	A/N/S	2	200K	1	Results of a state and federal warrant check	In the event of FCIC shutdown or No response was received for the FCIC request in the time period allowed, a message "FCIC Time Out or FCIC is down. Please resubmit the transaction later." is sent by FALCON system to the edge device.

Florida Unique Type-2 Descriptors and Field Edits								
Identifier	Field #	Field Name	Character Type	Field Size (bytes)		Maximum Occurrences	Remarks	Notes / Field Restrictions
				Min	Max			
TID	2.593	III Data	A/N/S	2	10K	1	Result of III status check	In the event of FCIC shutdown or No response was received for the FCIC request in the time period allowed, a message "FCIC Time Out or FCIC is down. Please resubmit the transaction later." is sent by FALCON system to the edge device.
DRI	2.594	Device ORI	A/N	9	9	1		
DMN	2.595	Device Mnemonic	A/N	9	9	1		
RRT	2.596	Return Response To	A/N/S	10	50	1	Email address where a response will be sent	
DOF	2.597	Device Owner Comments	A/N/S	10	50	1	Additional comments concerning an edge device; for example, location of device and/or contact information and other useful customer information.	Only used during initial device registration
FID	2.598	FALCON ID Number	N	10	10	1	Subject identification number in FALCON. Also called the FALCON ID or FID.	
CHS	2.599	Request Criminal History Summary	A	1	1	1		Y/N
FCL	2.604	Florida Candidate List State Identifier (SID) Last Name (LNM) First Name (FNM) Middle Name (MNM) Suffix (SUF)	ANS A/N A/S A A A	8 3 2 1 1 1	90 10 30 20 20 10	10 1 1 1 1 1	This grouped field shall contain a candidate list. It is comprised of 5 subfields, the State Identifier (SID) and four subfields for name, which will be provided for each candidate in the list.	FUTURE USE ONLY
DAV	2.608	DNA Availability Status	A	1	1	1	Only returned if interested in determining if DNA is on file for the subject.	Y=DNA available on file or DNA still in process at the Lab N=DNA not available on file
SIO	2.610	SID-Only Request	A	1	1	1	Only returned if Interested in determining the SID number for subject.	
FNA	2.618	Florida Master Name Last Name (LNM) First Name (FNM) Middle Name (MNM) Suffix (SUF)	ANS A/S A/S A/S A	5 2 1 1 1	80 30 20 20 10	1 1 1 1 1	This grouped field shall contain the name of a subject. It is comprised of 4 subfields, the last name, must be specified.	FUTURE USE ONLY
FAK	2.619	Florida Aliases Last Name (LNM) First Name (FNM) Middle Name (MNM) Suffix (SUF)	ANS A/S A/S A/S A	5 2 1 1 1	80 30 20 20 10	10 1 1 1 1	This grouped field shall contain the name of a subject. It is comprised of 4 subfields, the last name, must be specified.	FUTURE USE ONLY
NRR	2.620	National Rap sheet request	A	1	1	1	Retrieve III RAP sheet for the subject	

Florida Unique Type-2 Descriptors and Field Edits								
Identifier	Field #	Field Name	Character Type	Field Size (bytes)		Maximum Occurrences	Remarks	Notes / Field Restrictions
				Min	Max			
NRS	2.621	National Rap sheet	A/N/S	2	2500K	1	National RAP sheet from III	If the data is more than this size limit, the remaining data will not be sent. In the event of FCIC shutdown or No response was received for the FCIC request in the time period allowed, a message "FCIC Time Out or FCIC is down. Please resubmit the transaction later." is sent by FALCON system to the edge device.
WAU	2.622	Watch list owner	A/N	1	20	1	The FALCON user id of the owner of the watch list to which the subject is to be added	
WON	2.623	Other Name	A/N/S	1	32	1	Other names for the subject on the watchlist	
WOI	2.624	Other Identifier	A/N/S	1	20	1	Other Identifiers for the watchlist subject	
WLN	2.625	Comment	A/N/S	1	255	1	Comments for adding to watch list.	
WLT	2.626	Notification Type	N	3	3	1	Watch list notification type	
WLC	2.627	Watch List Category	N	3	3	1	Watch list category	
WED	2.628	Expiration Date	N	8	8	1	Watch list expiration date (ccyymmdd). The date shall appear as eight digits in the format CCYYMMDD. The CCYY characters shall represent the year of the transaction; the MM characters shall be the tens and units values of the month; and the DD characters shall be the day in the month.	
WSD	2.629	Share Data Flag	A	1	1	1	Share watch list information flag.	
WSF	2.630	Supervisor Flag	A	1	1	1	Flag to send watch list notification to supervisor	
CUI	2.631	Contact User Id	A/N	1	20	1	FALCON user Id to be used as contact user for the device.	
DTY	2.632	Device Type	N	1	3	1	Type of the device being registered.	001 - Tenprint LiveScan with Palm print 002 - Tenprint LiveScan without Palm print 003 - Less Than 10 Fingerprint LiveScan
WOT	2.633	Other Email Addresses	AN/S	1	200	1	Other email address for the watch list entry.	
RSR	2.634	RISC Search Result Findings	A	1	1	1	RISC Search Result Findings	R (Red) =RED Identified, G (Green) =GREEN Not Identified, Y (Yellow) =YELLOW T=Timeout

Florida Unique Type-2 Descriptors and Field Edits								
Identifier	Field #	Field Name	Character Type	Field Size (bytes)		Maximum Occurrences	Remarks	Notes / Field Restrictions
				Min	Max			
RFB	2.635	RISC FBI Number	A/N	1	9	1	FBI number received from RISC response	
RNM	2.636	RISC Master Name	A/S	4	30	1	Field should reflect the name the individual returned from RISC Search Response	Format must include comma after last name. See Personal Descriptors in NCIC 2000 Code manual
RIF	2.637	RISC Identification Flag	A	1	1	1	FALCON uses this flag internally as a means to indicate a discrepancy between the FBI number returned by the RISC Pilot and the FBI number returned from FALCON (via CCH).	'Y' = No differences OR 'N' = Differences exist between FALCON and RISC responses
BRC	2.638	Poor Quality Print Resubmission Control Number	A/N	10	40	1	This number is generated in FALCON as the result of a poor quality print submission. This number will be emailed to the customer (CRI field, 2.073) as part of the poor quality print notification.	
OTN	2.639	Original Transaction Control Number	A/N	10	40	1	This should contain the TCN field (1.09) of the original poor quality print submission. This number will be emailed to the customer (CRI field, 2.073) as part of the poor quality print notification.	
Character Types: A: Alpha N: Numeric S: Special Character								

APPENDIX C NIST RECORDSET BY TYPE OF TRANSACTIONS

The tables in this appendix are meant to provide a quick reference and should be used in conjunction with the tables in APPENDIX B. The Applicability Condition for each field of the specified TOT is marked with an “M” for Mandatory, “O” for Optional or “CM” for Conditionally Mandatory. For “Match Transactions”, the NIST field 2.015 (State ID Number) is preferred but in the event a SID is unavailable, either the FBI number (2.014) or DC Number (2.572) is required to be sent in the request.

Note: According to NIST standards, fields should not be transmitted when there is no value present. However, receipt of such an empty field, if the field is not mandatory, should not result in rejection of the record or issuance of an error message.

TABLE 4 RAPID IDENTIFICATION REQUEST VERSION 0300(RID)

TOT - Rapid Identification Request (RID)							
Identifier	Field #	Field Name	Valid Codes/Field Restrictions in FALCON	APPLICABILITY CONDITION BASED ON REASON FOR FINGERPRINTING			
						Add To Watch List	
				Search	Match	Search	Match
LEN	1.01	Logical Record Length		M	M	M	M
VER	1.02	Version Number	0300	M	M	M	M
CNT	1.03	File Content		M	M	M	M
TOT	1.04	Type of Transaction	RID	M	M	M	M
DAT	1.05	Date	CCYYMMDD	M	M	M	M
PRY	1.06	Priority	Default value: 2	O	O	O	O
DAI	1.07	Destination Agency Identifier	The vendor should contact FDLE for this value	M	M	M	M
ORI	1.08	Originating Agency Identifier	This ORI number will identify the submitting agency. This ORI needs to be associated with a FALCON organization that has the permission to submit RID transactions.	M	M	M	M
TCN	1.09	Transaction Control Number	This field is the device identifier, which was assigned to the device by FALCON during registration, followed by a 10-digit sequence number generated by the device. The TCN should increase sequentially for each	M	M	M	M

TOT - Rapid Identification Request (RID)							
Identifier	Field #	Field Name	Valid Codes/Field Restrictions in FALCON	APPLICABILITY CONDITION BASED ON REASON FOR FINGERPRINTING			
						Add To Watch List	
				Search	Match	Search	Match
			transaction from the device.				
NSR	1.11	Native Scanning Resolution	period only special character permitted	M	M	M	M
NTR	1.12	Nominal Transmission Resolution	period only special character permitted	M	M	M	M
LEN	2.001	Logical Record Length		M	M	M	M
IDC	2.002	Image Designation Char	00	M	M	M	M
FBI	2.014	FBI Number	Used for a match transaction.	O	CM	O	CM
SID	2.015	State Identification Number	Used for a match transaction. No hyphen permitted	O	CM	O	CM
RFP	2.037	Reason Fingerprinted	<p>A code from the following list must be sent. The value associated with the code is included for reference only and not set as part of the transaction:</p> <p>CODE VALUE</p> <p>001 PROBATIONER IDENTIFICATION 002 SEX OFFENDER RE-REGISTRATION 003 OTHER 004 AMNESIA VICTIM 005 COMPROMISED IDENTITY/IDENTITY THEFT 006 COURT APPEARANCE 007 DECEASED UNKNOWN 008 DNA CONFIRMATION 009 DOMESTIC SECURITY 010 INMATE INTAKE/ RELEASE/ MOVEMENT 011 INTELLIGENCE AND SPECIAL TASK FORCE 012 MEDICAL 013 ROAD-SIDE STOP 014 ADD TO WATCH LIST</p> <p>(NOTE: The vendor should work with the customer to determine the optimal display order</p>	M	M	M	M

TOT - Rapid Identification Request (RID)							
Identifier	Field #	Field Name	Valid Codes/Field Restrictions in FALCON	APPLICABILITY CONDITION BASED ON REASON FOR FINGERPRINTING			
						Add To Watch List	
				Search	Match	Search	Match
			of these choices.)				
DPR	2.038	Date printed	CCYYMMDD	M	M	M	M
IMA	2.067	Image Capture Equipment	Device Make, Model and Serial number	M	M	M	M
IPP	2.068	Image preprocessing	Y or N	O	O	O	O
RAP	2.070	Request for Criminal History	Y or N	O	O	O	O
WAR	2.567	Return FCIC Wanted Term ID	Y or N	O	O	O	O
DOC	2.572	DC#	Used for a Match Transaction	O	CM	O	CM
VNM	2.584	Vendor Name	Space only permitted character	M	M	M	M
NSC	2.588	National Status Check	Y or N	O	O	O	O
DID	2.589	Device Identifier	Device identification number assigned by FALCON during device registration.	M	M	M	M
RIN	2.590	Operator Social Security Number	Format 123121234(No Hyphens)	M	M	M	M
DRI	2.594	Device ORI	ORI assigned to the edge device	M	M	M	M
DMN	2.595	Device Mnemonic	Mnemonic assigned to the edge device	M	M	M	M
RRT	2.596	Return Response To	Not used as the only supported transmission types are HTTP and HTTPS	O	O	O	O
CHS	2.599	Request Criminal History Summary	Y or N	O	O	O	O
SIO	2.610	SID-only Request	Y or N	O	O	O	O
NRR	2.620	National RAP sheet request	Y or N	O	O	O	O
WAU	2.622	Watch List Owner	The FALCON user id of the owner of the watch list to which the subject is to be added. Must be a valid falcon user-id with the appropriate watch list privilege(s).	N/A	N/A	M	M
WON	2.623	Other Name	Other names given to the subject on the watch list	N/A	N/A	O	O
WOI	2.624	Other Identifier	Other Identifiers for the watchlist subject	N/A	N/A	O	O
WLN	2.625	Comment	Comments for adding to Watch List. Spaces must be allowed.	N/A	N/A	O	O
WLT	2.626	Notification Type	Code Value 001 ARREST NOTIFICATION 002 RETAINED APPLICANT PRINT RECEIPT NOTIFICATION	N/A	N/A	M	M

TOT - Rapid Identification Request (RID)							
Identifier	Field #	Field Name	Valid Codes/Field Restrictions in FALCON	APPLICABILITY CONDITION BASED ON REASON FOR FINGERPRINTING			
						Add To Watch List	
				Search	Match	Search	Match
WLC	2.627	Watch List Category	Code Value 001 High Risk Sex Offender 002 Sex Predator 003 Domestic Security 004 Probationer 005 Absconder 006 Sex Offender 007 Missing Person 008 Investigative Target 009 Witness 010 SHOCAP 011 Violent Felony Offender	N/A	N/A	M	M
WED	2.628	Expiration Date	CCYYMMDD	N/A	N/A	M	M
WSD	2.629	Share Data Flag	Y or N	N/A	N/A	M	M
WSF	2.630	Supervisor Flag	Y or N	N/A	N/A	O	O
CUI	2.631	Contact User ID	FALCON user Id to be used as contact user for the device.	O	O	O	O
WOT	2.633	Other Email Addresses	Other email address for the Watch List entry(delimiter is comma)	N/A	N/A	O	O
Applicability Condition: M: Mandatory CM: Conditionally Mandatory O: Optional The description for the various values in field 2.037 as follows: Probationer Identification: Fingerprinted for identifying probationers. Sex Offender Re-registration: Fingerprinted for re-registration of Sex offenders. DNA Confirmation: Fingerprinted to confirm whether the subject's DNA profile is present on file or not. Court Appearance: To verify identity of subjects appearing before a judge. Road-Side Stop: To identify subjects without another form of identification. Other: Identification of a person for a reason not covered by a more specific category. Domestic Security: To identify subjects without another form of identification in conjunction with a Regional Domestic Security Task Force event. Add to Watch list: Fingerprinted for adding subject to a Watch List.							

TOT - Rapid Identification Request (RID)							
Identifier	Field #	Field Name	Valid Codes/Field Restrictions in FALCON	APPLICABILITY CONDITION BASED ON REASON FOR FINGERPRINTING			
						Add To Watch List	
				Search	Match	Search	Match
<p>Inmate Intake/Release/Movement: When a jail inmate is taken to another prison, the inmate is fingerprinted at the released jail and at intake.</p> <p>Compromised Identity/Identity Theft: ID theft victim fingerprinted.</p> <p>Medical: Fingerprints captured by Medical examiners as well as for Jail Inmate medical purposes.</p> <p>Deceased Unknown: When fingerprints need to be taken from an Unknown/ Deceased person.</p> <p>Amnesia Victim: Fingerprint taken from an Amnesia victim for identification purposes.</p> <p>Intelligence and Special Task Force: For uses with an Intelligence or Special Task Force predicate such as Gang or Drug Task Forces.</p>							

TABLE 5 RAPID IDENTIFICATION RESPONSE VERSION 0300 (RIDR)

TOT - Rapid Identification Response (RIDR)						
Identifier	Field #	Field Name	Valid Codes/Field Restrictions in FALCON	APPLICABILITY CONDITION BASED ON REASON FOR FINGERPRINTING		
				Search	Match	DNA Confirmation (Search and Match)
LEN	1.01	Logical Record Length		M	M	M
VER	1.02	Version Number	0300	M	M	M
CNT	1.03	File Content		M	M	M
TOT	1.04	Type of Transaction	RIDR	M	M	M
DAT	1.05	Date		M	M	M
PRY	1.06	Priority	Default value: 2	O	O	O
DAI	1.07	Destination Agency Identifier	This will be the ORI (field 1.07) of the associated RID request	M	M	M
ORI	1.08	Originating Agency Identifier	This will be the DAI (field 1.08) of the associated RID request	M	M	M
TCN	1.09	Transaction Control Number	FALCON transaction number	M	M	M
TCR	1.10	Transaction Control Reference	Edge Device transaction number, which is the TCN (field 1.09) of the associated RID request	M	M	M
LEN	2.001	Logical Record Length		M	M	M
IDC	2.002	Image Designation Char	00	M	M	M
FBI	2.014	FBI Number		O	O	O
SID	2.015	State Identification Number	Will be returned if 2.059 is 'I'. Will not contain hyphens.	O	O	O
SOC	2.016	Social Security Number	Format 123121234(No Hyphens)	O	O	O
MNU	2.017	Miscellaneous Number		O	O	O
NAM	2.018	Name	See Person Descriptors in NCIC 2000 Code Manual	O	O	O

TOT - Rapid Identification Response (RIDR)						
Identifier	Field #	Field Name	Valid Codes/Field Restrictions in FALCON	APPLICABILITY CONDITION BASED ON REASON FOR FINGERPRINTING		
				Search	Match	DNA Confirmation (Search and Match)
AKA	2.019	Aliases	Format must include comma after last name. See Personal Descriptors in NCIC 2000 Code manual, 10 instances of this field is allowed.	○	○	○
POB	2.020	Place of Birth	See State and Country Codes in NCIC 2000 Code Manual for allowable codes	○	○	○
CTZ	2.021	Country of Citizenship	See State and Country Codes in NCIC 2000 Code Manual for allowable codes	○	○	○
DOB	2.022	Date of Birth		○	○	○
SEX	2.024	Sex		○	○	○
RAC	2.025	Race		○	○	○
SMT	2.026	Scars, Marks and Tattoos	Field should reflect any scars marks and tattoos that can be used for any identification purposes; See Codes listed in NCIC manual	○	○	○
HGT	2.027	Height		○	○	○
WGT	2.029	Weight		○	○	○
EYE	2.031	Eye Color		○	○	○
HAI	2.032	Hair Color		○	○	○
EAD	2.039	Employer and Address		○	○	○
OCP	2.040	Occupation		○	○	○
RES	2.041	Residence of Person fingerprinted		○	○	○
SRF	2.059	Search Result Findings	I=Identified, N=Not Identified, A=Ambiguous, R=No Record, E=Error	M	M	M
MSG	2.060	Status/Error Message	In certain situations a RIDR may be returned with partial information. Examples of this situation include when the national (RISC) response is included but Falcon encountered a problem	○	○	○

TOT - Rapid Identification Response (RIDR)						
Identifier	Field #	Field Name	Valid Codes/Field Restrictions in FALCON	APPLICABILITY CONDITION BASED ON REASON FOR FINGERPRINTING		
				Search	Match	DNA Confirmation (Search and Match)
			obtaining the Florida portion of the response. In this situation a RIDR will be returned with an "E" in field 2.059 and an explanatory error message in this field. The contents of this field must be displayed to the operator.			
CAN	2.064	Candidate List	Will be returned if 2.059 is 'A'	O	O	O
ACN	2.071	Action to be Taken	If the field 2.634 is 'R' this field will contain the database source where the HIT occurred and Any contact information returned by RISC. SOR = RISC Sexual Offender Registry KST = RISC Known and Suspected Terrorist Registry WW = RISC Wants and Warrants Registry. ITF = RISC International Terrorist File Registry. Note: Only one value (SOR, KST, WW or ITF) will be returned in the data field even in the case where two registries were searched. If the field 2.634 is "E" this field will contain the error message returned by RISC.	CM	N/A	N/A
ERS	2.075	Electronic Rap Sheet	Florida Full RAP sheet	O	O	O
DOC	2.572	DC#		O	O	O
DJJ	2.573	DJJ#		O	O	O
DID	2.589	Device Identifier	Device identifier of the device that submitted the associated RID request	M	M	M
DRI	2.594	Device ORI	Device ORI of the device that submitted the associated RID request	M	M	M
DMN	2.595	Device Mnemonic	Device Mnemonic of the device that submitted the associated RID request	M	M	M
WNT	2.592	Warrant Data FCIC/NCIC		O	O	O
TID	2.593	Ill Data		O	O	O

TOT - Rapid Identification Response (RIDR)						
Identifier	Field #	Field Name	Valid Codes/Field Restrictions in FALCON	APPLICABILITY CONDITION BASED ON REASON FOR FINGERPRINTING		
				Search	Match	DNA Confirmation (Search and Match)
FID	2.598	FALCON ID	FALCON subject identifier of the subject that matched the prints submitted in the associated Rapid ID request.	O	O	O
DAV	2.608	DNA Availability Status	Y or N	N/A	N/A	M
NRS	2.621	National RAP Sheet		O	O	O
RSR	2.634	RISC Search Result Findings	R = RED Identified; Y = YELLOW ; G = GREEN Not Identified; T=Timeout: E = Error This field applies to ONLY Rapid ID transactions having value of '009' or '013' in the 2.037 NIST field.	CM	N/A	N/A
RFB	2.635	RISC FBI Number	FBI number returned from RISC	O	N/A	N/A
RNM	2.636	RISC Master Name	The name returned from RISC	O	N/A	N/A
RIF	2.637	RISC Identification Flag	FALCON uses this flag internally as a means to compare FALCON and RISC responses. 'Y' means there are No differences between FALCON and RISC responses OR 'N' means that differences exist	M	N/A	N/A
Applicability Condition: M: Mandatory CM: Conditionally Mandatory O: Optional						

TABLE 6 RAPID IDENTIFICATION ERROR VERSION 0300 (ERID)

Rapid Identification Error (ERID)				
Identifier	Field #	Field Name	Valid Codes/Field Restrictions in FALCON	Applicability Condition Based On Reason For Fingerprinting For All Types Of Transactions
LEN	1.01	Logical Record Length		M
VER	1.02	Version Number	0300	M
CNT	1.03	File Content		M
TOT	1.04	Type of Transaction	ERID	M
DAT	1.05	Date		M
PRY	1.06	Priority	Default value: 2	O
DAI	1.07	Destination Agency Identifier	This will be the ORI (field 1.07) from the associated RID request	M
ORI	1.08	Originating Agency Identifier	This will be the DAI (field 1.08) from the associated RID request	M
TCN	1.09	Transaction Control Number	FALCON transaction number for this error response	M
TCR	1.10	Transaction Control Reference	Edge Device transaction number, which was the TCN (field 1.09) of the associated RID request	M
LEN	2.001	Logical Record Length		M
MSG	2.060	Status/Error Message	Please see Table 7 below for more details on the Error Code Description.	M
Applicability Condition: M: Mandatory CM: Conditionally Mandatory O: Optional				

TABLE 7 RAPID IDENTIFICATION ERROR VERSION 0300 (ERID) CODE DESCRIPTION DETAIL FOR NIST FIELD 2.060

NIST Field 2.060 Error Code and Description (Returned from FALCON)	Detailed Description
001 - The Values in the NIST file submitted for Fields X.XXX.X, X.XXX.X is not according to the NIST Specification. Please correct and resubmit the transaction.	The NIST data fields specified in the error message needs to be rectified before submitting the transaction again.
011 - Device Registration Verification Failed	The device is already registered or a duplicate registration is sent to the FALCON system.
013 - Invalid DAI	The Destination ORI in the transaction submitted does not match in the FALCON Organization profile. Please correct it and resubmit the transaction.
014 - Invalid ORI	The ORI in the transaction submitted does not match in the FALCON Organization profile. Please correct it and resubmit the transaction.
015 - Insufficient Privileges for Organization	The Organization's ORI has insufficient privileges to submit this transaction. Please contact your agency System Administrator.
<p>018 - An Error occurred trying to process TCN: XXXXXXXXXXXXXXXXXXXX. Please resubmit or contact system administrator. Exception – possible causes: wrong fingers submitted or bad minutia data</p> <p>OR</p> <p>018 - An Error occurred trying to process TCN: XXXXXXXXXXXXXXXXXXXX. Please resubmit or contact system administrator. Exception – possible causes: finger image parameters incorrect</p> <p>OR</p> <p>018 - An Error occurred trying to process TCN: XXXXXXXXXXXXXXXXXXXX. Please resubmit or contact system administrator. Exception – possible causes: finger image incorrectly formatted</p> <p>OR</p> <p>018 - An Error occurred trying to process TCN: XXXXXXXXXXXXXXXXXXXX. Please resubmit or contact system administrator. Exception – possible causes: finger image fields incorrect</p>	This is a BIS error.
022 TIME OUT	FALCON timed out on a subsystem while processing this transaction
023 - Watch List Lookup Failed	Person already exists in Owner's Watchlist

NIST Field 2.060 Error Code and Description (Returned from FALCON)	Detailed Description
032 - Transaction Disabled/Invalid	The transaction for the Organization has been disabled or unsupported. Please contact the Agency System Administrator.
035 - Rapid ID TimeOut	A RapidID response was not received in the specified time frame. Please resubmit the transaction.
038 - Rapid ID Request Failed -	An Internal Error occurred in the FALCON System resulting in RapidID request failure. Please resubmit the transaction.
040 RISC Request Failed	There was no response from RISC System in the time allotted in FALCON system.
041 - Invalid Mnemonic	The Device Mnemonic in the transaction submitted does not match with the registered device's Mnemonic. Please correct it and resubmit the transaction.
042 - Invalid DRI	The Device ORI in the transaction submitted does not match with the FALCON registered device ORI. Please correct it and resubmit the transaction.
043 - Invalid Device Identifier	The FALCON System does not have the Device Identifier in the system. Please contact the system administrator.
044 - Insufficient Privileges for Device	The device has insufficient privileges to submit a transaction to FALCON system. Please contact the FDLE.
045 - Device Disabled	The Device is disabled or in an Inactive state. Please contact FDLE to activate it before submitting future transactions.
047 - Invalid Watch List Owner	If an invalid User ID is passed to FALCON as Watch List Owner, FALCON will return this error.
049 – Invalid Device Model Number	When Device Model number does not match with Device Profile of the Device Identifier in FALCON, this error message is returned to the device.
050 – Invalid Device Serial Number	When Device Serial Number does not match with Device Profile of the Device Identifier in FALCON, this error message is returned to the device.
051 – Invalid Device Vendor Name	When Device Vendor Name does not match with Device Profile of the Device Identifier in FALCON, this error message is returned to the device.
059 – Used ID Invalid or Inactive	The user ID provided is either not authorized, not found or inactive.
060 – Invalid Reason for Print XXXX	An invalid 2.037 Reason Fingerprinted was provided.
061 – Invalid Version Number XXXX	The 1.02 field is not one of the valid values.
062 – Inconsistent Record – Use two fingers to perform search	The information provided is inconsistent. This could be caused by a single finger print without the demographics required for a match transaction, or other conditions in which data supplied did not provide a means for Falcon to determine how to process the request.
063 – Missing Mandatory Add to Watch List Transaction Field	One of the mandatory fields for RID transaction with Reason Fingerprinted of 014 is missing.
999 - System Error	A System Error Occurred while processing the transaction. Please resubmit the transaction or try again later.

TABLE 8 RAPID IDENTIFICATION REGISTRATION REQUEST (RID)

Identifier	Field #	Field Name	Valid Codes/Field Restrictions in FALCON	Applicability Condition
LEN	1.01	Logical Record Length		M
VER	1.02	Version Number	0300	M
CNT	1.03	File Content		M
TOT	1.04	Type of Transaction	RID	M
DAT	1.05	Date		M
PRY	1.06	Priority	Default value: 2	O
DAI	1.07	Destination Agency Identifier	The vendor should contact FDLE for this value	M
ORI	1.08	Originating Agency Identifier	This ORI# will identify the submitting agency. This ORI needs to be associated with a FALCON organization that has the DEVR (device registration) transaction privilege	M
TCN	1.09	Transaction Control Number	The transaction control number generated at the edge device for this registration transaction.	M
LEN	2.001	Logical Record Length		M
IDC	2.002	Image Designation Char	00	M
IMA	2.067	Image Capture Equipment	Device Make, Model and Serial number	M
VNM	2.584	Vendor Name		M
RGT	2.591	Device Registration	Y	M
DRI	2.594	Device ORI	The ORI assigned to the edge device which is being registered; which is the same as the device sending the registration request.	M
DMN	2.595	Device Mnemonic	The Mnemonic assigned to the edge device which is being registered; which is the same as the device sending the registration request.	M
DOF	2.597	Device Owner Comments		O
CUI	2.631	Contact User Id	If a valid FALCON User id is used then this device will be associated with this user. If it is anything else, the content of this field will be added to the device comments data.	M
DTY	2.632	Device Type	Code Value 001 Tenprint Livescan With Palmprint 002 Tenprint Livescan W/O Palmprint 003 Less Than 10 Fingerprint Livescan	M

TABLE 9 RAPID IDENTIFICATION REGISTRATION RESPONSE (RIDR)

Identifier	Field #	Field Name	Valid Codes/Field Restrictions in FALCON	Applicability Condition
LEN	1.01	Logical Record Length		M
VER	1.02	Version Number	0300	M
CNT	1.03	File Content		M
TOT	1.04	Type of Transaction	RIDR	M
DAT	1.05	Date		M
PRY	1.06	Priority	Default value: 2	O
DAI	1.07	Destination Agency Identifier	This will be the ORI (field 1.07) from the associated RID request	M
ORI	1.08	Originating Agency Identifier	This will be the DAI (field 1.08) from the associated RID request	M
TCN	1.09	Transaction Control Number	The FALCON transaction number for this response	M
TCR	1.10	Transaction Control Reference	The transaction control number generated at the edge device for the associated registration transaction.	M
LEN	2.001	Logical Record Length		M
IDC	2.002	Image Designation Char	00	M
IMA	2.067	Image Capture Equipment	Device Make Model and Serial number	M
DID	2.589	Device Identifier	The device identifier generated and assigned by FALCON to the device being registered.	M
RGT	2.591	Device Registration	Y	M
DRI	2.594	Device ORI	Will be returned if RGT (2.591) in the registration request was set to 'Y'	M
DMN	2.595	Device Mnemonic	Will be returned if RGT (2.591) in the registration request was set to 'Y'	M
CUI	2.631	Contact User Id	The FALCON user-id for the contact for the device which sent the registration request	M
DTY	2.632	Device Type	Code Value 001 Tenprint Livescan With Palmprint 002 Tenprint Livescan W/O Palmprint 003 Less than 10 Fingerprint Livescan	M

TABLE 10 ARREST TRANSACTIONS (NISTHIT AND NISTNOHIT)

NISTHIT, NISTNOHIT				
Identifier	Field #	Field Name	Applicability	Valid Codes/Field Restrictions in FALCON
LEN	1.01	Logical Record Length	M	
VER	1.02	Version Number	M	
CNT	1.03	File Content	M	
TOT	1.04	Type of Transaction	M	NISTHIT, NISTNOHIT
DAT	1.05	Date	M	
PRY	1.06	Priority	O	
DAI	1.07	Destination Agency Identifier	M	Please contact FDLE for this.
ORI	1.08	Originating Agency Identifier	M	The ORI of the agency which submitted the transaction. This ORI should be associated with a FALCON organization which has the privilege to submit such requests.
TCN	1.09	Transaction Control Number	M	The transaction control number assigned by the system submitting the transaction to FALCON.
TCR	1.10	Transaction Control Reference	O	
NSR	1.11	Native Scanning Resolution	M	
NTR	1.12	Nominal Transmitting Resolution	M	
LEN	2.001	Logical Record Length	M	
IDC	2.002	Image Designation Char	M	Not doing NIST or any other validation on this field
RET	2.005	Retention Code	M	Not doing NIST or any other validation on this field
ATN	2.006	“Attention” indicator	O	Not doing NIST or any other validation on this field
SCO	2.007	Send copy to	O	Not doing NIST or any other validation on this field
OCA	2.009	Originating Agency Case # (Local ID)	O	Not doing NIST or any other validation on this field
FBI	2.014	FBI Number	O	
SID	2.015	State Identification Number	M	
SOC	2.016	Social Security Number	O	Not doing NIST or any other validation on this field
MNU	2.017	Miscellaneous Number	O	Not doing NIST or any other validation on this field
NAM	2.018	Name	M	
AKA	2.019	Aliases	O	Not doing NIST or any other validation on this field

NISTHIT, NISTNOHIT				
Identifier	Field #	Field Name	Applicability	Valid Codes/Field Restrictions in FALCON
POB	2.020	Place of Birth	O	Not doing NIST or any other validation on this field
CTZ	2.021	Country of Citizenship	O	Not doing NIST or any other validation on this field
DOB	2.022	Date of Birth	M	
AGR	2.023	Age Range	O	Not doing NIST or any other validation on this field
SEX	2.024	Sex	M	Not doing NIST or any other validation on this field
RAC	2.025	Race	M	Not doing NIST or any other validation on this field
SMT	2.026	Scars, Marks and Tattoos	O	Not doing NIST or any other validation on this field
HGT	2.027	Height	O	Not doing NIST or any other validation on this field
HTR	2.028	Height Range	O	Not doing NIST or any other validation on this field
WGT	2.029	Weight	O	Not doing NIST or any other validation on this field
WTR	2.030	Weight Range	O	Not doing NIST or any other validation on this field
EYE	2.031	Eye Color	O	Not doing NIST or any other validation on this field
HAI	2.032	Hair Color	O	Not doing NIST or any other validation on this field
FPC	2.033	NCIC Fingerprint Classification	O	Not doing NIST or any other validation on this field
PAT	2.034	Pattern level classifications	O	Not doing NIST or any other validation on this field
PPA	2.035	"Palm prints available" indicator	O	Not doing NIST or any other validation on this field
PHT	2.036	"Photo available" indicator	O	Not doing NIST or any other validation on this field
RFP	2.037	Reason fingerprinted	O	Not doing NIST or any other validation on this field
DPR	2.038	Date printed	O	Not doing NIST or any other validation on this field
EAD	2.039	Employer and Address	O	Not doing NIST or any other validation on this field

NISTHIT, NISTNOHIT				
Identifier	Field #	Field Name	Applicability	Valid Codes/Field Restrictions in FALCON
OCP	2.040	Occupation	O	Not doing NIST or any other validation on this field
RES	2.041	Residence of Person fingerprinted	O	Not doing NIST or any other validation on this field
DOA	2.045	Date of Arrest	M	
DOS	2.046	Date of arrest - suffix	O	Not doing NIST or any other validation on this field
ASL	2.047	Arrest Segment literal	M	Not doing NIST or any other validation on this field
CSL	2.051	Court segment literal	O	Not doing NIST or any other validation on this field
SSD	2.054	Custody or supervisory status start date	O	Not doing NIST or any other validation on this field
SLE	2.055	Custody or supervisory status literal	O	Not doing NIST or any other validation on this field
ICO	2.056	Identification comments	O	Not doing NIST or any other validation on this field
MSG	2.060	Status/Error message	O	Not doing NIST or any other validation on this field
IMA	2.067	Image Capture Equipment	M	Not doing NIST or any other validation on this field
IPP	2.068	Image preprocessing	O	Not doing NIST or any other validation on this field
RAP	2.070	Request for Criminal History	O	Not doing NIST or any other validation on this field
ACN	2.071	Action to be taken	O	Not doing NIST or any other validation on this field
AMP	2.084	Amputee or Special Marks	O	Not doing NIST or any other validation on this field
TAA	2.087	Treat As Adult	O	Not doing NIST or any other validation on this field
APC	2.550	Administrative Process Code	M	Not doing NIST or any other validation on this field
SEQ	2.551	Arrest Sequence #	M	Not doing NIST or any other validation on this field
OBT	2.552	Offender Based Tracking System #	M	
IMS	2.553	Immigration Status of Arrestee	O	Not doing NIST or any other validation on this field

NISTHIT, NISTNOHIT				
Identifier	Field #	Field Name	Applicability	Valid Codes/Field Restrictions in FALCON
JAS	2.554	Juvenile/Adult Status	M	Not doing NIST or any other validation on this field
IWS	2.555	Name/Number of Input/LiveScan Operator	O	Not doing NIST or any other validation on this field
QCA	2.556	Name/Number of QC Analyst	O	Not doing NIST or any other validation on this field
VAN	2.557	Name/Number of Verification Analyst	O	Not doing NIST or any other validation on this field
AON	2.558	NCIC Charge Code/Arrest Offense #	M	
FSS	2.559	Florida State Statute #	M	Not doing NIST or any other validation on this field
DEG	2.560	Degree of the Charge	M	Not doing NIST or any other validation on this field
LEV	2.561	Level of Arrest	M	Not doing NIST or any other validation on this field
GOC	2.562	General Offense Character	M	Not doing NIST or any other validation on this field
CNT	2.563	Number of Counts for the Charge	M	Not doing NIST or any other validation on this field
ADN	2.564	Arrest Disposition Number	M	Not doing NIST or any other validation on this field
ADL	2.565	Arrest Disposition Literal	O	Not doing NIST or any other validation on this field
RID	2.566	Return Rap Terminal ID	O	Not doing NIST or any other validation on this field
WAR	2.567	Return FCIC Wanted Term ID	O	Not doing NIST or any other validation on this field
DEM	2.568	Return Demographics Term ID	O	Not doing NIST or any other validation on this field
DOM	2.569	Domestic Violence Flag	CM	Not doing NIST or any other validation on this field
AVT	2.570	Arrest Victim Type	O	Not doing NIST or any other validation on this field
SKN	2.571	Skin Tone	O	Not doing NIST or any other validation on this field
DOC	2.572	DOC#	O	
DJJ	2.573	DJJ#	O	
AED	2.574	Arrest Entry Date (Rec'd. @ FDLE)	O	Not doing NIST or any other validation on this field

NISTHIT, NISTNOHIT				
Identifier	Field #	Field Name	Applicability	Valid Codes/Field Restrictions in FALCON
AFS	2.575	AFIS Indicator	O	Not doing NIST or any other validation on this field
REL	2.576	Reel	O	Not doing NIST or any other validation on this field
FRA	2.577	Frame	O	Not doing NIST or any other validation on this field
DOD	2.578	Death Date	O	Not doing NIST or any other validation on this field
DOR	2.579	Death ORI	O	Not doing NIST or any other validation on this field
OSI	2.580	Original SID#	O	Not doing NIST or any other validation on this field
DRG	2.581	Drug Flag	O	Not doing NIST or any other validation on this field
CTY	2.582	City (of residence)	O	Not doing NIST or any other validation on this field
STA	2.583	State (of residence)	O	Not doing NIST or any other validation on this field
Applicability Condition: M: Mandatory CM: Conditionally Mandatory O: Optional				

TABLE 11 APPLICANT TRANSACTIONS

The NIST validation for Applicant is controlled by a system parameter in FALCON. This system parameter will be set to turn NIST validation off. The fields that are Mandatory, must be present if NIST validation is turned on.

TOTS -- MAP, NFUF				
Identifier	Field #	Field Name	Applicability	Valid Codes/Field Restrictions in FALCON
LEN	1.01	Logical Record Length	M	Not doing NIST validation, but this field must contain data.
VER	1.02	Version Number	M	Not doing NIST validation, but this field must contain data.
CNT	1.03	File Content	M	Not doing NIST validation, but this field must contain data.
TOT	1.04	Type of Transaction	M	MAP, NFUF
DAT	1.05	Date	M	Must be in this format -- CCYYMMDD.
PRY	1.06	Priority	O	
DAI	1.07	Destination Agency Identifier	M	Not doing NIST or any other validation on this field
ORI	1.08	Originating Agency Identifier	M	For FALCON initiated (INTERNAL ONLY) FBI resubmissions this should be set to FLFALCONZ
TCN	1.09	Transaction Control Number	M	Not doing NIST or any other validation on this field
TCR	1.10	Transaction Control Reference	CM	Required for resubmissions. May contain credit card submission information for initial submission
NSR	1.11	Native Scanning Resolution	M	Not doing NIST or any other validation on this field
NTR	1.12	Nominal Transmitting Resolution	M	Not doing NIST or any other validation on this field
LEN	2.001	Logical Record Length	M	Not doing NIST or any other validation on this field
IDC	2.002	Image Designation Char	M	Not doing NIST or any other validation on this field
RET	2.005	Retention Code	M	Not doing NIST or any other validation on this field
ATN	2.006	"Attention" indicator	O	
SCO	2.007	Send copy to	O	
OCA	2.009	Originating Agency Case # (Local ID)	O	
FBI	2.014	FBI Number	O	
SID	2.015	State Identification Number	O	
SOC	2.016	Social Security Number	O	
MNU	2.017	Miscellaneous Number	O	
NAM	2.018	Name	M	See Personal Descriptors in NCIC 2000 Code Manual
AKA	2.019	Aliases	O	
POB	2.020	Place of Birth	M	Not doing NIST or any other validation on this field
CTZ	2.021	Country of Citizenship	O	
DOB	2.022	Date of Birth	M	Not doing NIST or any other validation on this field
SEX	2.024	Sex	M	Not doing NIST or any other validation on this field
RAC	2.025	Race	M	Not doing NIST or any other validation on this field

TOTS -- MAP, NFUF				
Identifier	Field #	Field Name	Applicability	Valid Codes/Field Restrictions in FALCON
HGT	2.027	Height	M	Not doing NIST or any other validation on this field
WGT	2.029	Weight	M	Not doing NIST or any other validation on this field
EYE	2.031	Eye Color	M	Not doing NIST or any other validation on this field
HAI	2.032	Hair Color	M	Not doing NIST or any other validation on this field
RFP	2.037	Reason fingerprinted	M	
DPR	2.038	Date printed	M	For FALCON initiated (INTERNAL ONLY) FBI resubmissions this should be set to the DPR date of the most recent date of all submissions that have contributed to the current composite set of prints.
EAD	2.039	Employer and Address	O	Not doing NIST or any other validation on this field
OCP	2.040	Occupation	O	Not doing NIST or any other validation on this field
RES	2.041	Residence of Person fingerprinted	O	Not doing NIST or any other validation on this field
TSR	2.043	Type of Search Requested	O	Applies to NFUF transactions
IMA	2.067	Image Capture Equipment	O	
RAP	2.070	Request for Criminal History	O	
CRI	2.073	Controlling Agency Identifier	M	Must be an ORI that has an organization profile in FALCON with the permission to submit the associated transaction type – MAP, NFUF
AMP	2.084	Amputee or Special Marks	CM	Must be used whenever less than ten printable fingers are submitted
Applicability Condition: M: Mandatory CM: Conditionally Mandatory O: Optional				

TABLE 12 POOR QUALITY PRINT RESUBMISSION (FOR REPLACEMENT OF POOR QUALITY PRINTS)

This table was intentionally deleted and will be replaced in a future revision.

TABLE 13 CCH IDENTITY SEGMENT (CHIN)

TOT – CCH Identity Segment (CHIN)				
Identifier	Field #	Field Name	Applicability	Valid Codes/Field Restrictions
LEN	1.01	Logical Record Length	M	
VER	1.02	Version Number	M	
CNT	1.03	File Content	M	
TOT	1.04	Type of Transaction	M	CHIN
DAT	1.05	Date	O	
TCR	1.10	Transaction Control Reference	O	
LEN	2.001	Logical Record Length	M	
IDC	2.002	Image Designation Character	O	
FBI	2.014	FBI Number	O	
SID	2.015	State Identification Number	O	
SOC	2.016	Social Security Number	O	
MNU	2.017	Miscellaneous Number	O	
NAM	2.018	Name	O	See Person Descriptors in NCIC 2000 Code Manual
AKA	2.019	Aliases	O	
POB	2.020	Place of Birth	O	
CTZ	2.021	Country of Citizenship	O	
DOB	2.022	Date of Birth	O	
SEX	2.024	Sex	O	
RAC	2.025	Race	O	
SMT	2.026	Scars, Marks and Tattoos	O	
HGT	2.027	Height	O	
WGT	2.029	Weight	O	
EYE	2.031	Eye Color	O	
HAI	2.032	Hair Color	O	
EAD	2.039	Employer and Address	O	
OCP	2.040	Occupation	O	
RES	2.041	Residence of Subject	O	
MSG	2.060	Status/Error Message	O	
OBT	2.552	Offender Based Tracking Number	O	
IMS	2.553	Immigration Status	O	
SKN	2.571	Skin Tone	O	
DOC	2.572	DC#	O	
DJJ	2.573	DJJ#	O	
AFS	2.575	AFIS Indicator	O	
REL	2.576	Reel	O	

TOT – CCH Identity Segment (CHIN)				
Identifier	Field #	Field Name	Applicability	Valid Codes/Field Restrictions
FRA	2.577	Frame	O	
DRG	2.581	Drug Flag	O	
Applicability Condition:				
M: Mandatory				
CM: Conditionally Mandatory				
O: Optional				

TABLE 14 RAPID IDENTIFICATION REQUEST VERSION 0200 (RID)

TOT - Rapid Identification Request (RID)				
Identifier	Field #	Field Name	Applicability Condition	Valid Codes/Field Restrictions
LEN	1.01	Logical Record Length	M	
VER	1.02	Version Number	M	0200
CNT	1.03	File Content	M	
TOT	1.04	Type of Transaction	M	RID
DAT	1.05	Date	M	
PRY	1.06	Priority	O	
DAI	1.07	Destination Agency Identifier	M	Contact FDLE for this
ORI	1.08	Originating Agency Identifier	M	ORI associated with the organization to which the device belongs
TCN	1.09	Transaction Control Number	M	10 digit device identifier followed by a 10 digit number (which is generated at the edge device and is sequential)
NSR	1.11	Native Scanning Resolution	M	period only special character permitted
NTR	1.12	Nominal Transmission Resolution	M	period only special character permitted
LEN	2.001	Logical Record Length	M	
IDC	2.002	Image Designation Char	M	
FBI	2.014	FBI Number	O	
SID	2.015	State Identification Number	O	
FPC	2.033	NCIC Fingerprint Classification	O	
RFP	2.037	Reason Fingerprinted	M	Only Allowable Values are: PROBATIONER IDENTIFICATION SEX OFFENDER RE-REGISTRATION OTHER
IMA	2.067	Image Capture Equipment	M	
RAP	2.070	Request for Criminal History	O	
WAR	2.567	Return FCIC Wanted Term ID	O	
VNM	2.584	Vendor Name	M	
ALD	2.587	Alternate Result Destination	O	
NSC	2.588	National Status Check	O	
DID	2.589	Device Identifier	CM	Not required for Device Registration 2.591
RIN	2.590	Operator Social Security Number	M	
RGT	2.591	Device Registration	CM	Mandatory for Device Registration requests
DRI	2.594	Device ORI	M	
DMN	2.595	Device Mnemonic	M	
RRT	2.596	Return Response To	O	

TOT - Rapid Identification Request (RID)				
Identifier	Field #	Field Name	Applicability Condition	Valid Codes/Field Restrictions
DOF	2.597	Device Owner Comments	O	
Applicability Condition: M: Mandatory CM: Conditionally Mandatory O: Optional				

TABLE 15 RAPID IDENTIFICATION RESPONSE VERSION 0200 (RID)

TOT - Rapid Identification Response (RID)				
Identifier	Field #	Field Name	Applicability	Valid Codes/Field Restrictions
LEN	1.01	Logical Record Length	M	
VER	1.02	Version Number	M	0200
CNT	1.03	File Content	M	
TOT	1.04	Type of Transaction	M	RID
DAT	1.05	Date	M	
PRY	1.06	Priority	O	
DAI	1.07	Destination Agency Identifier	M	This will be the ORI (field 1.07) of the associated RID request
ORI	1.08	Originating Agency Identifier	M	This will be the DAI (field 1.08) of the associated RID request
TCN	1.09	Transaction Control Number	M	FALCON transaction number generated for this response
TCR	1.10	Transaction Control Reference	M	Edge Device transaction number, which is the TCN (field 1.09) of the associated RID request
LEN	2.001	Logical Record Length	M	
FBI	2.014	FBI Number	O	
SID	2.015	State Identification Number	O	
SOC	2.016	Social Security Number	O	
MNU	2.017	Miscellaneous Number	O	
NAM	2.018	Name	O	See Person Descriptors in NCIC 2000 Code Manual
AKA	2.019	Aliases	O	
POB	2.020	Place of Birth	O	
CTZ	2.021	Country of Citizenship	O	
DOB	2.022	Date of Birth	O	
SEX	2.024	Sex	O	
RAC	2.025	Race	O	
SMT	2.026	Scars, Marks and Tattoos	O	
HGT	2.027	Height	O	
WGT	2.029	Weight	O	
EYE	2.031	Eye Color	O	
HAI	2.032	Hair Color	O	
FPC	2.033	NCIC Fingerprint Classification	O	
EAD	2.039	Employer and Address	O	

TOT - Rapid Identification Response (RID)				
Identifier	Field #	Field Name	Applicability	Valid Codes/Field Restrictions
OCP	2.040	Occupation	O	
RES	2.041	Residence of Person fingerprinted	O	
MSG	2.060	Status/Error Message	O	HIT, NO_HIT, AMBIGUOUS NO_RECORD and any Error Messages
CAN	2.064	Candidate List	O	<p>Will be returned if 2.060 is 'AMBIGUOUS'</p> <p>When possible, both the FID and SID of all candidates will be returned in this field.</p> <p>The FID number of the candidates will be in column Item 1 with the corresponding SID (DLE#) of the same candidates in column Item 2.</p> <p>If either subfield has no value, a unit separator must still be included to determine whether the value is a FID or SID.</p>
ERS	2.075	Electronic Rap Sheet	O	
OBT	2.552	Offender Based Tracking System #	O	
IMS	2.553	Immigration Status of Arrestee	O	
DOC	2.572	DC#	O	
DJJ	2.573	DJJ#	O	
AFS	2.575	AFIS Indicator	O	
REL	2.576	Reel	O	
FRA	2.577	Frame	O	
DID	2.589	Device Identifier	M	
DRI	2.594	Device ORI	M	Will be returned if RGT was 'Y'
DMN	2.595	Device Mnemonic	M	Will be returned if RGT was 'Y'
WNT	2.592	Warrant Data FCIC/NCIC	O	
TID	2.593	III Data	O	
Applicability Condition:				
M: Mandatory				
CM: Conditionally Mandatory				
O: Optional				

APPENDIX D DNA EDGE DEVICE REQUIREMENTS

TABLE 16 DNA EDGE DEVICE GUI REQUIREMENTS

Field Position	Field Name	Description	Type	Maximum Size	UI Element	Comments
1	LNM	Last Name of Subject	Text	30	Text Field	Non editable if populated with data from FALCON
2	FNM	First Name of Subject	Text	20	Text Field	Non editable if populated with data from FALCON
3	MNM	Middle Name of Subject	Text	20	Text Field	Non editable if populated with data from FALCON
4	SFF	Suffix	Text	10	Text Field	Non editable if populated with data from FALCON
5	DOB	Date of Birth	Text	8	Text Field	Non editable if populated with data from FALCON (MMDDYYYY)
6	SEX	Sex	Text	1	Combo Box	Non editable if populated with data from FALCON (M OR F)
7	RAC	Race	Text	1	Combo Box	Non editable if populated with data from FALCON
8	SID	State Identifier	Text	10	Text Field	Non editable if populated with data from FALCON
9	FBI	FBI Number	Text	9	Text Field	Non editable if populated with data from FALCON
10	DOC	Florida Department of Corrections Number	Text	6	Text Field	Non editable if populated with data from FALCON
11	SOC	Social Security Number	Text	9	Text Field	Non editable if populated with data from FALCON 123456789
12	SRF	Identification Status by FALCON	Text	N/A	Text Field	Non editable. Must be set with data from FALCON. If the RIDR response contains a "Y" in the 2.608 field then the screen must show "DNA Already of File". If the RIDR response contains a "N" in the 2.608 field then the screen must show "DNA Not on File". When the 2.059 field in the RIDR response contains an "N", "A" or "R" the screen must show "DNA Status Unknown".
13	STA	State	Text	2	Combo Box	Default: FL
14	CTY	Florida County	Text	20	Combo Box	Mandatory for FL. Not allowed if state is not FL
14.1	CTC	Collection Type Conviction	Text	1	Combo Box	User will enter if DNA is collected on Conviction. If yes then Y. Only one Collection type may be selected.
14.2	CTA	Collection Type Arrest	Text	1	Combo Box	User will enter if DNA is collected on Arrest. If yes then Y. Only one Collection type may be

Field Position	Field Name	Description	Type	Maximum Size	UI Element	Comments
						selected.
15	STU	Florida Statute	Text	10	Combo Box	Mandatory for FL. Not allowed if state is not FL
16	OFF	Offense	Text	32	Text Field	Optional. Required if state is not FL
17	CCC	Florida Circuit Court Case Number	Text	15	Text Field	Optional. Not allowed if state is not FL.
18	CRT	Court Ordered DNA collection	Boolean	N/A	Combo Box	Mandatory (TRUE, FALSE)
19	PBS	Probation Status	Boolean	N/A	Combo Box	Mandatory (TRUE, FALSE)
20	DAT	Date Sample Collected	Text	8	Text field	Mandatory (MMDDYYYY)
21	OPN	Operator Name	Alpha/Numeric	50	Text Field	Name of person who collected the sample. May be filled in by edge device system if available or by user manually. Must allow alpha and numeric characters.

TABLE 17 DNA SUBMISSION 2D BARCODE DATA DEFINITION

Field Separator Character pipe (|)
Total Characters plus separators 210
Encoding Standard PDF417

Field Position	Field Name	Description	Type	Maximum Size	NIST Field	Comments
1	TYP	Bar Code Data Type	Text	4		TYP = DNA
2	LNM	Last Name of Subject	Text	30	2.618.1	LNM parsed from 2.018 field
3	FNM	First Name of Subject	Text	20	2.618.2	FNM parsed from 2.018 field
4	DOB	Date of Birth	Text	8	2.022	MMDDYYYY Data parsed from 2.022 field
5	SEX	Sex	Text	1	2.024	M or F
6	RAC	Race	Text	1	2.025	
7	SID	State Identifier	Text	10	2.015	
8	FBI	FBI Number	Text	9	2.014	
9	DOC	Florida Department of Corrections Number	Text	6	2.572	
10	SOC	Social Security Number	Text	9	2.016	
11	SRF	Identification Status by FALCON	Text	1	2.059	Y = Identified or N = Not Identified
12	STA	State	Text	2		
13	CTY	Florida County	Text	20		
13.1	CLT	Collection Type	Text	1		Contains an "A" if the collection type is arrest. Contains a letter "O" if collection type is Conviction.
14	STU	Florida Statute	Text	10		
15	OFF	Offense	Text	32		
16	CCC	Florida Circuit Court Case Number	Text	15		
17	CRT	Court Ordered DNA collection	Text	1		Y or N
18	PBS	Probation Status	Text	1		Y or N
19	DAT	Date Sample was Collected	Text	8		MMDDYYYY

20	JUV	Juvenile Indicator	Text	1		Calculated by a comparison of the DOB to the Date Collected values. If under 18 years of age this value should be "Y". If 18 year of age or older this value should be "N".
----	-----	--------------------	------	---	--	---

APPENDIX E DNA STATUS FILE XML SCHEMA

This page was intentionally deleted and will be replaced by a future revision.