

Medical Examiners Commission

2005

ANNUAL REPORT

Published July 2006

Stephen J. Nelson, M.A., M.D.
Chairman

Jon R. Thogmartin, M.D. • Honorable Bruce Colton, J.D. • Sheriff Grady C. Judd
Mariana Caballero, L.F.D. • Ken Jones • Honorable Robert H. Dillinger, J.D.
Honorable Robert J. Krauss, J.D. • Honorable Elizabeth Porter

From the Chairman of the Medical Examiners Commission

On behalf of the Medical Examiners Commission, as its Chairman, I am pleased to submit this annual report to Governor Bush and to the Florida Legislature, "*...setting forth the activities and findings of the several district medical examiners*" as required by law. A copy of this annual report is also made available to each Board of County Commissioners, as it is county government that is the sole source of funding for Florida's 24 medical examiner districts.

The Medical Examiners Commission welcomed Polk County Sheriff Grady Judd to the Commission in 2005. Sheriff Judd represents law enforcement concerns on the Commission as provided for by Statute. Sheriff Judd replaces Hamilton County Sheriff J. Harrell Reid who served with distinction since his appointment in 1997.

The Report of Drugs Identified in Deceased Persons continues to be one of the most important and useful tools that our local, state, and federal agencies utilize in the fight against illegal drugs and illegally used prescription drugs. Various groups, from government, law enforcement, and public health to private pharmaceutical manufacturers and drug recovery agencies continue to rely on the analysis and profiles of drug use enumerated in this report to allocate increasingly scarce resources toward prevention, education, treatment, and even new legislation.

Perhaps the most unheralded successes that Florida's Medical Examiners can claim again for 2005 are their accomplishments in concert with the state's four (4) federally-mandated Organ Procurement Organizations. There have been no denials by medical examiners for permission to proceed with the wishes of the decedent's next-of-kin in organ procurement from appropriate donors whose deaths fall under medical examiner jurisdiction. The close coordination between these two professional groups has allowed for maximum procurements and transplantations to occur while the medical examiner fulfills his or her Statutorily-mandated duties. With the ever-increasing demand for organ transplants, Florida's medical examiners can be proud of their national leadership in this timely issue of importance to those in desperate need of these life saving gifts.

Stephen J. Nelson, M.A., M.D.
Chairman, Medical Examiners Commission

TABLE OF CONTENTS

	Page
Table of Contents	1
Introduction.....	2
Summary	2
Commission Appointments and Reappointments.....	2
District Medical Examiner Reappointments of Districts 16, 17, 18, 19, 20, 21, 22 and 23	3
District Medical Examiner Appointment of District 15	3
Probable Cause Panel.....	3
Violent Crime and Drug Control Council.....	3
State Child Fatality Review Committee.....	4
Organ and Tissue Procurement and Transplantation Advisory Board.....	4
Annual Educational Conference.....	4
Methodology	5
Table I 2005 District Demographics and Annual Workload Activity Reports.....	6
Table I-A Workload by Depth of Examination	7
Table II Cases Accepted Related to District Populations	8
Table III Autopsies Related to Total Deaths, to Population, and to Violent Deaths	8
Table IV Percent of Medical Cases Autopsied	9
Table V Ranking Violent Death Rates	10
Table VI Ranking by Numbers of Violent Deaths	11
Table VII District Death Rates as Related to Autopsy Rates	11
Table VIII Fifteen Year Comparison of SIDS Deaths.....	12
Table IX Fifteen Year Comparison of Violent Death Rates	13
Chart Ia Medical Examiner Jurisdiction.....	14
Chart Ib Cases Reviewed by Medical Examiners	14
Chart IIa Violent vs. Non-Violent Deaths	15
Chart IIb Violent Death Workload.....	15
Chart IIIa Autopsy Workload as Percent of Total Population.....	16
Chart IIIb Autopsy Workload as Percent of Total Deaths.....	16
Chart IIIc Autopsy Workload as Percent of Deaths Referred	16
Chart IIId Autopsy Workload as Percent of Deaths Accepted	16
Chart IVa Workload by Depth of Examinations- Homicide	17
Chart IVb Workload by Depth of Examinations - Suicide	17
Chart IVc Workload by Depth of Examinations - Undetermined ..	17
Chart IVd Workload by Depth of Examinations - Accident Motor Vehicle ..	17
Chart IVe Workload by Depth of Examinations - Non-Motor Vehicle	17
Chart IVf Workload by Depth of Examinations - Natural	17
Chart V Historical Workload – Cases Referred to Medical Examiners.....	18
Appendix 1 Medical Examiners Commission	19
Appendix 2 District Medical Examiners.....	20
Appendix 3 Associate Medical Examiners	21
Appendix 4 Map of Florida Depicting Medical Examiners Districts	22
Appendix 5 Medical Examiners Commission Term Schedules	23
Appendix 6 District Medical Examiners Term Schedules.....	24

INTRODUCTION

The Medical Examiners Act, Chapter 406 Part I, Florida Statutes, was enacted by the 1970 Legislature in order to establish minimum and uniform standards of excellence in statewide medical examiner services. Section 406.02(4)(a), Florida Statutes, requires a report to the Governor and to the Legislature correlating and setting forth the activities and findings of the district medical examiners. This report is submitted in compliance with the requirement cited above and illustrates the direction taken by the Medical Examiners Commission during 2005 to assure the maintenance of an effective and viable program of medical examiner services throughout Florida.

SUMMARY

Medical examiners in Florida continue to have at least some level of oversight over approximately two-thirds of the deaths in Florida (See Charts 1a and 1b). Of the approximately 172,000 deaths in the State of Florida in 2005, 108,918 Florida deaths came under medical examiner jurisdiction. While most of these (86,323 deaths or approximately 79%) were for the review of cremation requests, medical examiners accepted jurisdiction pursuant to Florida Statutes of 22,595 deaths. Forensic autopsies were performed on 16,864 individuals before the death certificate was signed by the medical examiner.

The manner of death (See Table 1A) is a very important determination that is made by the medical examiner. Natural deaths accounted for 39% of the caseload of medical examiners, followed by 26% for non- motor vehicular accidents and 17% for motor vehicular accidents. Suicides, homicides, and undetermined/pending accounted for the remainder at 10%, 5%, and 3% respectively of the cases accepted by medical examiners.

The workload of medical examiner offices continues its increase in Florida in recent years as can be seen in Chart V. Increasingly, cremation has become a more frequent means of final disposition for bodies in Florida and, accordingly, their review and approval by medical examiners have increased. Although the percentage of medical examiner jurisdiction cases accepted has decreased in relation to Florida's increasing population, the actual numbers have increased, leading to an ever increasing number of autopsies and cremation approvals in recent years.

COMMISSION APPOINTMENTS AND REAPPOINTMENTS

Mr. Bob Dillinger was reappointed in 2005 to a second four-year term to his position on the Commission as the representative for the Public Defenders of Florida. In 1996, Mr. Dillinger was elected as Public Defender for the Sixth Judicial Circuit and he was reelected in 2000 and 2004. Mr. Dillinger has thirty years of experience in practicing law.

Sheriff Grady C. Judd of Polk County was newly appointed to the Commission in August of 2005 to represent the law enforcement concerns in the State of Florida. Sheriff Judd has been with the Polk County Sheriff's Office since 1972 and was elected as Sheriff in 2004. Sheriff Judd replaced former representative, Sheriff J. Harrell Reid, who completed two full terms on the Commission in July of 2005.

DISTRICT MEDICAL EXAMINER APPOINTMENTS AND REAPPOINTMENTS

In 2005, the District Medical Examiners from Districts 16, 17, 18, 19, 20, 21, 22 and 23, were reappointed by the Governor for additional three-year terms:

District 16:	Dr. Michael Hunter
District 17:	Dr. Joshua A. Perper
District 18:	Dr. Robert E. Whitmore
District 19:	Dr. Roger E. Mittleman
District 20:	Dr. Marta U. Coburn
District 21:	Dr. Rebecca A. Hamilton
District 22:	Dr. Riazul H. Imami
District 23:	Dr. Terrence R. Steiner

DISTRICT 15

Dr. Michael D. Bell was chosen as the District 15 Medical Examiner as of March 1, 2005. The vacancy occurred as the result of Dr. Lisa M. Flannagan's resignation in February of 2005 and her relocation to join Dr. David T. Stewart in Tallahassee. Palm Beach County exercised Home Rule authority for its appointment, thus they did not seek a gubernatorial appointment.

PROBABLE CAUSE PANEL

A complaint was submitted to the Commission against Dr. Jesse C. Giles, AME from District 4, for not gathering enough medical history to make an informed decision as to whether or not to accept jurisdiction in a case. The Panel found Probable Cause and recommended to the Commission a written reprimand be issued. The Commission agreed and Dr. Giles accepted the written reprimand.

VIOLENT CRIME AND DRUG CONTROL COUNCIL (VCDCC)

The Violent Crime and Drug Control Council is composed of fourteen members, one of whom is the medical examiner representative, Dr. Margarita Arruza (District 4). The Council is routinely briefed on the annual and semi-annual Medical Examiners reports regarding drug-related deaths.

In 2005, the funding provided by the VCDCC was especially important to the investigative efforts of three (3) high-profile cases – 1) the Sarah Lunde abduction/homicide; 2) the Jessica Lunsford abduction/homicide; and 3) the Marianna Quadruple Homicide wherein Danielle Baker and her three children were brutally murdered. Without funds granted by the Council, local agencies would be fiscally overburdened when engaged in these types of investigations. During the past 12 years, the Council has provided either partial or full funding for investigations or trials of many high profile cases. The funds for this came from the Violent Crime Investigative Emergency and Drug Control Strategy Implementation Account. From January 1, 2005 to December 31, 2005, the Council funded 22 violent crime cases to 14 agencies totaling \$524,829. It also funded 25 matching drug control and illicit money laundering investigations to 20 lead agencies and nearly 44 participating agencies totaling \$2,143,214. These cases resulted in the dismantling of over a dozen major drug trafficking organizations, hundreds of arrests, significant seizures of weapons and drugs including cocaine, marijuana, heroin, MDMA, methamphetamine, and prescription drugs. The Council also funded 32 victim/witness protection cases to nine (9) agencies totaling \$141,500.

STATE CHILD ABUSE DEATH REVIEW TEAM

Associate Medical Examiner Dr. Barbara Wolf from District 21 is the Commission's representative on the Florida Child Abuse Death Review Team. This Committee is administered by the Florida Department of Health and utilizes state and local multidisciplinary teams to conduct detailed reviews of the facts and circumstances surrounding child abuse and neglect deaths. Due to a statute change, in 2005 the committee began to review all cases of child abuse or neglect related deaths verified by the Department of Children and Families, regardless of whether there had been a prior report to DCF. This expanded mission necessitated a greater involvement of local review teams. The State Team conducted numerous training sessions and sanctioned 12 new local teams in 2005, for a total of 20 local teams around the state. Three additional local teams are expected to be sanctioned early in 2006. This effort was assisted by the Florida Legislature's reinstatement of the statute that provided confidentiality protection, enabling the teams to review sensitive materials related to a child's death.

In 2005, the State Team performed case reviews on the 108 deaths, out of a total of 2,722 child deaths in Florida during 2004. In 48 of these cases (44%) there had been at least one prior report of abuse or neglect filed with DCF. Neglect deaths comprised 56% of the cases, while 44% were due to abuse. Systemic issues were identified in specific cases and in Florida's child protection system. Ninety-four (87%) of the 108 deaths reviewed were determined to have been preventable.

The majority of abuse related deaths were due to direct physical trauma. Of the neglect related deaths, 22 were due to drowning, 10 were due to hyperthermia when children were left in cars and 10 were related to unsafe sleeping environments. The State Team recommended prevention education to increase public awareness of these issues, and will spearhead training efforts.

The State Team additionally recommended that Florida statutes be amended to provide for review of all child deaths throughout the state.

ORGAN AND TISSUE PROCUREMENT AND TRANSPLANTATION ADVISORY BOARD

Dr. Bruce Hyma (District 11) was the Commission's representative on the Organ and Tissue Procurement and Transplantation Advisory Board which is housed in Florida's Agency for Health Care Administration (AHCA). This board did not meet in 2005.

ANNUAL EDUCATIONAL CONFERENCE

The 32nd Annual Educational Conference was held on Biscayne Bay at the Sonesta Key Resort. The conference was hosted by Dr. Bruce Hyma, the staff of the District 11 Medical Examiner's Office, and Dr. Bruce Goldberger of The William R. Maples Center for Forensic Medicine. The theme for the conference was *21st Century CSI Technology and Death Investigation*. The program consisted of a wide variety of very interesting and informative lectures ranging from new technology in death investigations to mass fatality response, and some fresh insights into motor vehicle and scuba fatality investigations.

METHODOLOGY

Death numbers in Florida reflect the total number of Certificates of Death recorded in 2005 by local county registrars of Vital Statistics. These include both resident and non-resident deaths. This data was obtained from the Office of Vital Statistics in the Department of Health. Rates related to deaths in this report are medical examiner cases per every one thousand recorded deaths.

Population estimates (as of April 1, 2005) for the State of Florida were provided by the Finance & Economic Analysis Section of the Executive Office of the Governor. Unless otherwise noted, rates related to population in this report are deaths for every one thousand residents.

Information concerning autopsy numbers and other workload distribution figures are supplied by the twenty-four medical examiner districts in their Annual Report Workload Data Forms. These forms are filed annually with the Medical Examiners Commission staff in April or May of each year. (See Tables I and I-A).

TABLE I
2005 District Demographics and Annual Workload Activity Reports

District	Population	Total District Deaths	Natural	Accident: Motor Vehicle	Accident: Non-Motor Vehicle	Suicide	Homicide	Undetermined	Pending	Total Violent Deaths	Fetal Deaths	Human Archaeological Remains	Non-Human Remains	Total Cremation Approvals (CA)	Total Cases Referred to ME	Total Cases Accepted (incl CA)	Cases Referred Minus CA	Cases Accepted Minus CA	Jurisdiction Declined	SIDS	Police Custody or Penal Inst.
	A	B	C	D	E	F	G	H	I	J	K	L	M	N	O	P	Q	R	S	T	U
1	682,530	6,054	450	186	225	115	32	29	5	592	3	4	2	2,230	4,468	3,272	2,238	1,042	1,196	3	11
2	399,660	2,717	165	100	120	42	24	5	3	294	2	0	3	734	1,671	1,193	937	459	478	0	12
3	156,999	1,422	62	72	45	21	11	5	0	154	0	0	0	487	777	703	290	216	74	1	6
4	1,096,532	9,642	430	236	319	162	121	41	0	879	4	4	23	4,050	5,703	5,359	1,653	1,309	344	8	59
5	925,414	11,679	528	196	315	149	38	8	27	733	5	0	0	7,440	9,424	8,701	1,984	1,261	723	8	26
6	1,354,642	17,373	489	245	550	218	80	24	0	1,117	0	0	15	11,437	13,729	13,043	2,292	1,606	686	0	10
7	494,649	6,201	239	141	157	91	34	1	5	429	2	1	8	3,511	4,584	4,179	1,073	668	405	7	3
8	362,087	3,797	233	139	125	64	17	38	5	388	1	1	0	1,650	2,557	2,271	907	621	286	0	106
9	1,278,593	9,271	620	298	338	149	100	49	0	934	9	4	1	4,767	7,633	6,321	2,866	1,554	1,312	12	4
10	662,629	6,928	299	187	107	46	29	8	0	377	3	2	13	3,412	4,357	4,088	945	676	269	0	1
11	2,422,075	19,285	1,199	382	577	207	183	10	113	1,472	5	20	6	6,800	9,885	9,471	3,085	2,671	414	2	52
12	704,837	8,327	340	112	285	94	26	19	2	538	0	2	0	5,674	7,255	6,552	1,581	878	703	0	3
13	1,131,546	9,825	838	291	455	144	65	23	0	978	5	4	17	4,849	7,454	6,665	2,605	1,816	789	7	14
14	284,090	2,707	167	78	99	43	16	4	0	240	0	0	7	749	1,646	1,156	897	407	490	0	1
15	1,265,900	13,995	441	226	504	152	79	39	2	1,002	3	0	2	5,902	8,261	7,345	2,359	1,443	916	2	18
16	82,413	647	88	26	56	15	3	1	0	101	0	1	4	443	649	632	206	189	17	0	2
17	1,740,987	15,401	776	279	561	195	78	38	56	1,207	4	0	22	6,258	8,241	8,241	1,983	1,983	0	3	0
18	531,970	5,552	261	116	264	101	22	30	0	533	5	4	7	2,931	4,582	3,725	1,651	794	857	2	3
19	548,906	5,815	325	108	235	88	23	0	0	454	3	1	10	3,278	4,529	4,057	1,251	779	472	4	8
20	317,788	2,719	141	53	188	32	9	2	15	299	1	1	6	1,852	2,516	2,292	664	440	224	2	0
21	598,547	6,104	341	220	286	104	42	10	4	666	1	2	16	3,944	7,035	4,951	3,091	1,007	2,084	2	4
22	154,030	2,033	92	35	38	28	2	0	0	103	0	0	1	1,398	1,878	1,593	480	195	285	2	2
23	309,659	2,459	131	88	53	50	7	3	0	201	1	0	5	1,436	2,129	1,768	693	332	361	7	4
24	411,744	2,298	111	28	54	47	7	2	0	138	2	0	0	1,091	1,609	1,340	518	249	269	4	2
State	17,918,227	172,251	8,766	3,842	5,956	2,357	1,048	389	237	13,829	59	51	168	86,323	122,572	108,918	36,249	22,595	13,654	76	351

Note: Columns are labeled for easy reference to other tables in report.

**TABLE I-A
2005 Workload by Depth of Examination**

District	Natural				Acc: Motor Veh				Acc: Non Motor Veh				Suicide				Homicide				Undetermined				Pending			Totals for Year			
	Autopsied	Body Inspected	Case Investigated only	Total	Autopsied	Body Inspected	Case Investigated only	Total	Autopsied	Body Inspected	Case Investigated only	Total	Autopsied	Body Inspected	Case Investigated only	Total	Autopsied	Body Inspected	Case Investigated only	Total	Autopsied	Body Inspected	Case Investigated only	Total	Autopsied	Body Inspected	Case Investigated only	Total	Autopsied	Body Inspected	Case Investigated only
	a	b	c	d	e	f	g	h	i	j	k	l	m	n	o	p	q	r	s	t	u	v	w	x	y	z	aa	bb	cc	dd	ee
1	111	28	311	450	155	11	20	186	151	15	59	225	111	4	0	115	31	1	0	32	27	0	2	29	4	0	1	5	590	59	393
2	86	71	8	165	92	6	2	100	88	24	8	120	42	0	0	42	23	1	0	24	5	0	0	5	3	0	0	3	339	102	18
3	35	24	3	62	69	3	0	72	39	6	0	45	21	0	0	21	11	0	0	11	5	0	0	5	0	0	0	0	180	33	3
4	345	84	1	430	176	59	1	236	221	74	24	319	162	0	0	162	120	1	0	121	41	0	0	41	0	0	0	0	1,065	218	26
5	288	236	4	528	185	10	1	196	183	114	18	315	149	0	0	149	38	0	0	38	8	0	0	8	26	1	0	27	877	361	23
6	258	231	0	489	201	44	0	245	353	197	0	550	218	0	0	218	80	0	0	80	24	0	0	24	0	0	0	0	1,134	472	0
7	197	41	1	239	130	10	1	141	123	29	5	157	89	2	0	91	34	0	0	34	1	0	0	1	5	0	0	5	579	82	7
8	186	47	0	233	133	6	0	139	63	62	0	125	64	0	0	64	17	0	0	17	38	0	0	38	5	0	0	5	506	115	0
9	337	271	12	620	241	57	0	298	236	58	44	338	142	6	1	149	100	0	0	100	44	4	1	49	0	0	0	0	1,100	396	58
10	169	117	13	299	167	17	3	187	100	4	3	107	45	1	0	46	28	1	0	29	8	0	0	8	0	0	0	0	517	140	19
11	795	393	11	1,199	374	8	0	382	421	57	99	577	205	2	0	207	183	0	0	183	7	3	0	10	111	2	0	113	2,096	465	110
12	222	118	0	340	108	4	0	112	182	97	6	285	94	0	0	94	26	0	0	26	19	0	0	19	2	0	0	2	653	219	6
13	588	245	5	838	285	5	1	291	356	84	15	455	144	0	0	144	64	0	1	65	23	0	0	23	0	0	0	0	1,460	334	22
14	79	88	0	167	67	11	0	78	83	16	0	99	41	2	0	43	16	0	0	16	4	0	0	4	0	0	0	0	290	117	0
15	341	97	3	441	209	16	1	226	384	114	6	504	152	0	0	152	79	0	0	79	39	0	0	39	2	0	0	2	1,206	227	10
16	45	42	1	88	26	0	0	26	51	0	5	56	15	0	0	15	3	0	0	3	1	0	0	1	0	0	0	0	141	42	6
17	414	355	7	776	257	21	1	279	423	119	19	561	189	6	0	195	76	0	2	78	31	6	1	38	54	2	0	56	1,444	509	30
18	156	105	0	261	109	7	0	116	191	72	1	264	98	2	1	101	22	0	0	22	29	0	1	30	0	0	0	0	605	186	3
19	201	123	1	325	107	1	0	108	140	55	40	235	88	0	0	88	23	0	0	23	0	0	0	0	0	0	0	0	559	179	41
20	62	79	0	141	49	4	0	53	66	122	0	188	32	0	0	32	9	0	0	9	2	0	0	2	15	0	0	15	235	205	0
21	157	183	1	341	214	5	1	220	157	126	3	286	103	1	0	104	42	0	0	42	7	3	0	10	4	0	0	4	684	318	5
22	49	42	1	92	34	1	0	35	30	7	1	38	28	0	0	28	2	0	0	2	0	0	0	0	0	0	0	0	143	50	2
23	49	35	47	131	77	11	0	88	46	7	0	53	50	0	0	50	7	0	0	7	3	0	0	3	0	0	0	0	232	53	47
24	95	16	0	111	27	1	0	28	51	1	2	54	47	0	0	47	7	0	0	7	2	0	0	2	0	0	0	0	229	18	2
State	5,265	3,071	430	8,766	3,492	318	32	3,842	4,138	1,460	358	5,956	2,329	26	2	2,357	1,041	4	3	1,048	368	16	5	389	231	5	1	237	16,864	4,900	831

Note: Cases *Investigated Only* means the body was not viewed by a medical examiner (ME), although the case was certified by an ME.
Columns are labeled for easy reference to other tables in report.

TABLE II					
Cases Accepted by Medical Examiners Related to District Population					
(R/.001A)			(N/.001A)		
Rank	Dist	Autopsies and Other Investigations	Rank	Dist	Cremation Approvals
1	16	2.293	1	22	9.076
2	8	1.715	2	6	8.443
3	21	1.682	3	12	8.050
4	13	1.605	4	5	8.040
5	1	1.527	5	7	7.098
6	18	1.493	6	21	6.589
7	14	1.433	7	19	5.972
8	19	1.419	8	20	5.828
9	20	1.385	9	18	5.510
10	3	1.376	10	16	5.375
11	5	1.363	11	10	5.149
12	7	1.350	12	15	4.662
13	22	1.266	13	23	4.637
14	12	1.246	14	8	4.557
15	9	1.215	15	13	4.285
16	4	1.194	16	9	3.728
17	6	1.186	17	4	3.693
18	2	1.148	18	17	3.595
19	15	1.140	19	1	3.267
20	17	1.139	20	3	3.102
21	11	1.103	21	11	2.808
22	23	1.072	22	24	2.650
23	10	1.020	23	14	2.636
24	24	0.605	24	2	1.837

TABLE III									
Autopsies Related to Population, Total Deaths and Violent Deaths									
(cc/B)			(cc/.001A)			(cc/J)			
Rank	Dist	Autopsies/ Total Deaths	Rank	Dist	Autopsies/ Population	Rank	Dist	Violent Deaths	
1	16	0.218	1	16	1.711	1	24	1.659	
2	13	0.149	2	8	1.397	2	13	1.493	
3	8	0.133	3	13	1.290	3	11	1.424	
4	3	0.127	4	7	1.171	4	16	1.396	
5	2	0.125	5	3	1.147	5	22	1.388	
6	9	0.119	6	21	1.143	6	10	1.371	
7	21	0.112	7	18	1.137	7	7	1.350	
8	4	0.110	8	14	1.021	8	8	1.304	
9	18	0.109	9	19	1.018	9	19	1.231	
10	11	0.109	10	4	0.971	10	12	1.214	
11	14	0.107	11	15	0.953	11	4	1.212	
12	24	0.100	12	5	0.948	12	14	1.208	
13	1	0.097	13	22	0.928	13	15	1.204	
14	19	0.096	14	12	0.926	14	5	1.196	
15	23	0.094	15	11	0.865	15	17	1.196	
16	17	0.094	16	1	0.864	16	9	1.178	
17	7	0.093	17	9	0.860	17	3	1.169	
18	20	0.086	18	2	0.848	18	23	1.154	
19	15	0.086	19	6	0.837	19	2	1.153	
20	12	0.078	20	17	0.829	20	18	1.135	
21	5	0.075	21	10	0.780	21	21	1.027	
22	10	0.075	22	23	0.749	22	6	1.015	
23	22	0.070	23	20	0.739	23	1	0.997	
24	6	0.065	24	24	0.556	24	20	0.786	

TABLE IV

Percent of Medical Examiner Cases Autopsied

	(a/d)	(e/h)	(i/l)	(m/p)	(q/t)	(u/x)
District	Natural	Accident: Motor Vehicle	Accident: Non-Motor Vehicle	Suicide	Homicide	Undetermined
1	24.7%	83.3%	6.7%	96.5%	96.9%	93.1%
2	52.1%	92.0%	20.0%	100.0%	95.8%	100.0%
3	56.5%	95.8%	13.3%	100.0%	100.0%	100.0%
4	80.2%	74.6%	23.2%	100.0%	99.2%	100.0%
5	54.5%	94.4%	36.2%	100.0%	100.0%	100.0%
6	52.8%	82.0%	35.8%	100.0%	100.0%	100.0%
7	82.4%	92.2%	18.5%	97.8%	100.0%	100.0%
8	79.8%	95.7%	49.6%	100.0%	100.0%	100.0%
9	54.4%	80.9%	17.2%	95.3%	100.0%	89.8%
10	56.5%	89.3%	3.7%	97.8%	96.6%	100.0%
11	66.3%	97.9%	9.9%	99.0%	100.0%	70.0%
12	65.3%	96.4%	34.0%	100.0%	100.0%	100.0%
13	70.2%	97.9%	18.5%	100.0%	98.5%	100.0%
14	47.3%	85.9%	16.2%	95.3%	100.0%	100.0%
15	77.3%	92.5%	22.6%	100.0%	100.0%	100.0%
16	51.1%	100.0%	0.0%	100.0%	100.0%	100.0%
17	53.4%	92.1%	21.2%	96.9%	97.4%	81.6%
18	59.8%	94.0%	27.3%	97.0%	100.0%	96.7%
19	61.8%	99.1%	23.4%	100.0%	100.0%	N/A
20	44.0%	92.5%	64.9%	100.0%	100.0%	100.0%
21	46.0%	97.3%	44.1%	99.0%	100.0%	70.0%
22	53.3%	97.1%	18.4%	100.0%	100.0%	N/A
23	37.4%	87.5%	13.2%	100.0%	100.0%	100.0%
24	85.6%	96.4%	1.9%	100.0%	100.0%	100.0%
State	60.1%	90.9%	24.5%	98.8%	99.3%	94.6%

TABLE V										
Ranking of Violent Death Rates										
(Per Population / 1000)										
	(D/.001A)		(E/.001A)		(G/.001A)		(F/.001A)		(J/.001A)	
Ranking	Dist	Mot Veh Acc/ Population	Dist	Non M-V Acc/ Population	Dist	Homicides/ Population	Dist	Suicides/ Population	Dist	Total Violent/ Population
1	3	0.459	16	0.680	4	0.110	18	0.190	16	1.226
2	8	0.384	20	0.592	9	0.078	7	0.184	21	1.113
3	21	0.368	18	0.496	11	0.076	16	0.182	8	1.072
4	16	0.315	21	0.478	21	0.070	22	0.182	18	1.002
5	7	0.285	19	0.428	3	0.069	8	0.177	3	0.981
6	23	0.284	6	0.406	7	0.062	21	0.174	20	0.941
7	10	0.282	12	0.404	15	0.060	1	0.168	1	0.867
8	14	0.275	13	0.402	2	0.059	23	0.161	7	0.867
9	1	0.273	15	0.398	6	0.057	5	0.161	13	0.864
10	13	0.257	14	0.348	13	0.056	6	0.161	14	0.845
11	2	0.250	8	0.345	14	0.047	19	0.160	19	0.827
12	9	0.233	5	0.340	8	0.047	14	0.151	6	0.825
13	22	0.227	1	0.330	1	0.047	4	0.148	4	0.802
14	18	0.218	17	0.322	17	0.045	3	0.134	5	0.792
15	4	0.215	7	0.317	10	0.044	12	0.133	15	0.792
16	5	0.212	2	0.300	19	0.042	13	0.127	12	0.763
17	19	0.197	4	0.291	18	0.041	15	0.120	2	0.736
18	6	0.181	3	0.287	5	0.041	9	0.117	9	0.730
19	15	0.179	9	0.264	12	0.037	24	0.114	17	0.693
20	20	0.167	22	0.247	16	0.036	17	0.112	22	0.669
21	17	0.160	11	0.238	20	0.028	2	0.105	23	0.649
22	12	0.159	23	0.171	23	0.023	20	0.101	11	0.608
23	11	0.158	10	0.161	24	0.017	11	0.085	10	0.569
24	24	0.068	24	0.131	22	0.013	10	0.069	24	0.335

(J)			
Rank	Violent Deaths	District	Geographical Area of Florida with Population Ranking (#)
1	1472	11	Miami (#1)
2	1207	17	Ft. Lauderdale (#2)
3	1117	6	St. Petersburg (#3)
4	1002	15	Palm Beach (#5)
5	978	13	Tampa (#6)
6	934	9	Orlando (#4)
7	879	4	Jacksonville (#7)
8	733	5	Leesburg (#8)
9	666	21	Ft. Myers (#12)
10	592	1	Pensacola (#10)
11	538	12	Sarasota (#9)
12	533	18	Melbourne (#14)
13	454	19	Ft. Pierce (#13)
14	429	7	Daytona Beach (#15)
15	388	8	Gainesville (#18)
16	377	10	Lakeland (#11)
17	299	20	Naples (#19)
18	294	2	Tallahassee (#17)
19	240	14	Panama City (#21)
20	201	23	St. Augustine (#20)
21	154	3	Live Oak (#22)
22	138	24	Sanford (#16)
23	103	22	Port Charlotte (#23)
24	101	16	Florida Keys (#24)
State	13,829		

(B/A)% (cc/B) (cc/.001A)			
Dist	Deaths/Population	Autopsies/Total Deaths	Autopsies/Population
1	0.89%	0.097	0.864
2	0.68%	0.125	0.848
3	0.91%	0.127	1.147
4	0.88%	0.110	0.971
5	1.26%	0.075	0.948
6	1.28%	0.065	0.837
7	1.25%	0.093	1.171
8	1.05%	0.133	1.397
9	0.73%	0.119	0.860
10	1.05%	0.075	0.780
11	0.80%	0.109	0.865
12	1.18%	0.078	0.926
13	0.87%	0.149	1.290
14	0.95%	0.107	1.021
15	1.11%	0.086	0.953
16	0.79%	0.218	1.711
17	0.88%	0.094	0.829
18	1.04%	0.109	1.137
19	1.06%	0.096	1.018
20	0.86%	0.086	0.739
21	1.02%	0.112	1.143
22	1.32%	0.070	0.928
23	0.79%	0.094	0.749
24	0.56%	0.100	0.556
State	0.96%	0.098	0.941

TABLE VIII

Fifteen Year Comparison of SIDS Deaths

(T)

Dist	1991	1992	1993	1994	1995	1996	1997	1998	1999	2000	2001	2002	2003	2004	2005
1	11	13	11	11	3	9	7	6	8	2	5	2	6	2	3
2	12	8	1	8	5	2	6	3	6	2	1	0	2	2	0
3	1	2	4	4	2	1	2	3	1	3	1	0	1	1	1
4	24	12	19	10	13	12	10	11	8	15	7	6	9	7	8
5	4	3	10	6	5	6	7	1	9	1	6	3	2	2	8
6	9	8	14	11	6	14	16	6	7	7	0	0	0	0	0
7	3	2	5	4	1	7	2	4	4	6	4	2	2	4	7
8	9	7	8	5	5	5	4	6	5	3	3	6	8	7	0
9	18	12	11	18	9	12	13	9	13	3	11	17	11	8	12
10	12	12	22	10	11	10	14	8	15	10	3	5	7	7	0
11	29	27	24	18	19	18	8	11	9	8	0	4	2	0	2
12	9	10	4	5	4	0	3	1	0	1	1	1	0	0	0
13	11	18	10	10	13	12	10	16	13	10	13	10	4	6	7
14	4	4	1	1	1	7	1	1	2	0	0	1	0	0	0
15	12	3	9	5	7	10	3	2	2	1	1	3	2	1	2
16	0	0	1	0	1	0	0	0	1	0	1	1	0	0	0
17	19	9	19	10	13	2	7	10	4	10	9	2	8	5	3
18	2	4	5	10	5	4	3	1	0	5	1	1	1	1	2
19	7	5	5	5	5	7	3	3	2	2	2	4	0	2	4
20	2	1	3	3	1	2	0	2	0	1	1	0	2	2	2
21	7	5	6	1	6	3	8	6	2	5	2	1	3	3	2
22	1	2	0	0	2	0	0	1	0	2	1	1	1	0	2
23	6	6	7	2	3	6	7	2	0	3	1	0	2	2	7
24	5	6	1	3	4	2	3	2	7	2	6	3	0	2	4
State	217	179	200	160	144	151	137	115	118	102	80	73	73	64	76

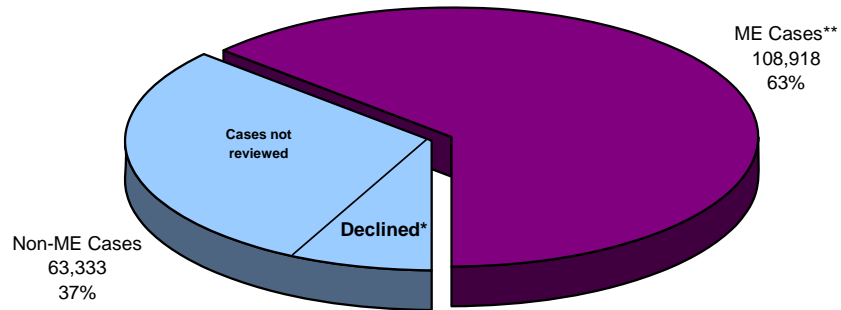
TABLE IX

Fifteen Year Comparison of Violent Death Rates

(J/.001A)

Dist	1991	1992	1993	1994	1995	1996	1997	1998	1999	2000	2001	2002	2003	2004	2005
1	0.580	0.577	0.592	0.581	0.564	0.597	0.583	0.574	0.517	0.576	0.664	0.714	0.763	0.787	0.867
2	0.705	0.651	0.666	0.615	0.634	0.615	0.541	0.572	0.554	0.688	0.530	0.621	0.359	0.560	0.736
3	1.152	0.662	0.832	0.802	0.689	0.670	0.723	0.681	0.660	0.749	0.690	0.976	0.773	0.848	0.981
4	0.683	0.659	0.628	0.638	0.613	0.609	0.589	0.598	0.620	0.634	0.703	0.740	0.743	0.793	0.802
5	0.692	0.672	0.739	0.676	0.685	0.618	0.648	0.702	0.587	0.702	0.784	0.796	0.755	0.711	0.792
6	0.581	0.590	0.574	0.565	0.644	0.582	0.615	0.597	0.642	0.647	0.721	0.766	0.805	0.846	0.825
7	0.725	0.594	0.728	0.673	0.663	0.626	0.716	0.705	0.724	0.652	0.670	0.814	0.769	0.838	0.867
8	0.788	0.764	0.780	0.694	0.743	0.698	0.696	0.718	0.672	0.733	0.705	0.802	0.947	0.905	1.072
9	0.629	0.601	0.584	0.639	0.669	0.657	0.582	0.691	0.664	0.621	0.655	0.615	0.617	0.695	0.730
10	0.548	0.638	0.645	0.538	0.626	0.578	0.604	0.590	0.614	0.622	0.641	0.669	0.665	0.788	0.569
11	0.787	0.741	0.811	0.705	0.730	0.720	0.684	0.670	0.648	0.598	0.585	0.615	0.586	0.584	0.608
12	0.461	0.497	0.523	0.500	0.584	0.599	0.547	0.557	0.559	0.627	0.634	0.554	0.689	0.731	0.763
13	0.752	0.710	0.738	0.776	0.783	0.729	0.743	0.793	0.818	0.795	0.797	0.896	0.879	0.847	0.864
14	0.774	0.563	0.694	0.658	0.748	0.744	0.603	0.767	0.669	0.847	0.884	0.863	0.891	0.844	0.845
15	0.651	0.631	0.610	0.651	0.614	0.641	0.623	0.651	0.659	0.660	0.700	0.691	0.789	0.774	0.792
16	1.132	0.840	0.881	0.960	0.815	0.943	1.003	0.909	1.126	0.741	1.464	1.085	1.242	1.120	1.226
17	0.541	0.534	0.628	0.597	0.613	0.636	0.638	0.596	0.625	0.544	0.609	0.649	0.641	0.646	0.693
18	0.559	0.563	0.597	0.527	0.640	0.618	0.576	0.595	0.583	0.701	0.750	0.888	0.872	0.848	1.002
19	0.706	0.635	0.622	0.686	0.677	0.604	0.575	0.650	0.622	0.675	0.858	0.867	0.897	0.951	0.827
20	0.885	0.837	0.802	0.731	0.815	0.736	0.890	0.787	0.797	0.704	0.756	0.836	0.838	0.865	0.941
21	0.752	0.910	0.782	0.868	0.772	0.822	0.834	0.874	0.927	0.912	0.956	0.941	0.929	1.082	1.113
22	0.476	0.590	0.559	0.368	0.556	0.518	0.442	0.394	0.497	0.551	0.505	0.485	0.507	0.682	0.669
23	0.739	0.686	0.717	0.653	0.723	0.625	0.759	0.738	0.735	0.723	0.630	0.694	0.680	0.695	0.649
24	0.278	0.301	0.289	0.284	0.278	0.334	0.370	0.459	0.342	0.318	0.299	0.335	0.385	0.357	0.335
State	0.691	0.644	0.668	0.635	0.657	0.643	0.636	0.652	0.647	0.647	0.682	0.715	0.721	0.748	0.772

Chart Ia
2005 Medical Examiner
Jurisdiction
Total Florida Deaths:
172,251



* Includes 13,654 Cases Reviewed but Jurisdiction Declined
 ** Includes Cases Accepted and Cremation Approvals

Chart Ib
Medical Examiner Workload
2005
Total Deaths Reviewed: 122,572

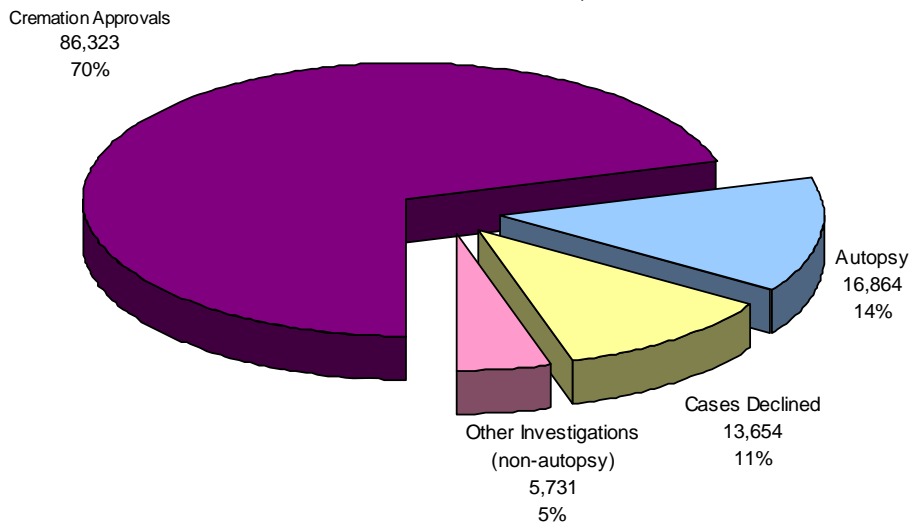


Chart IIa

2005

Violent vs. Non-Violent Deaths

Total Florida Deaths 172,251

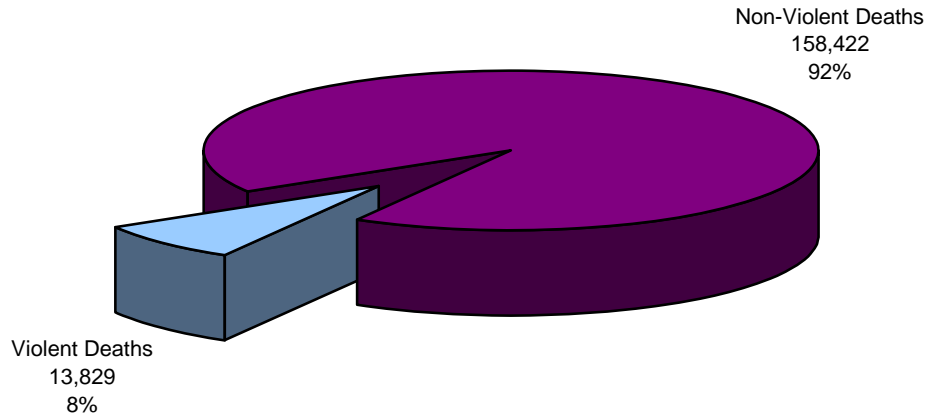
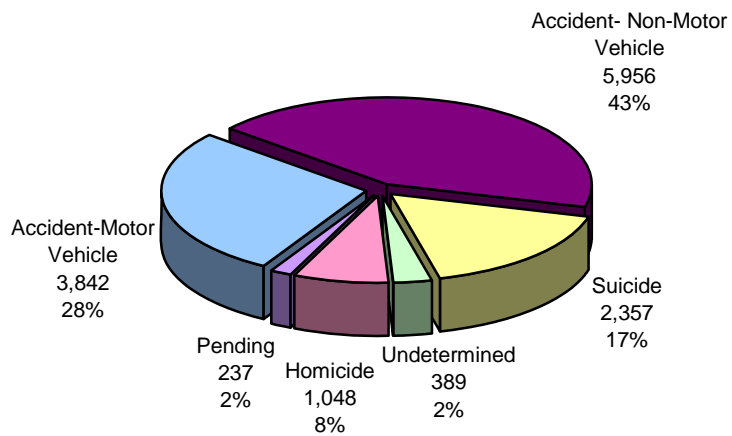


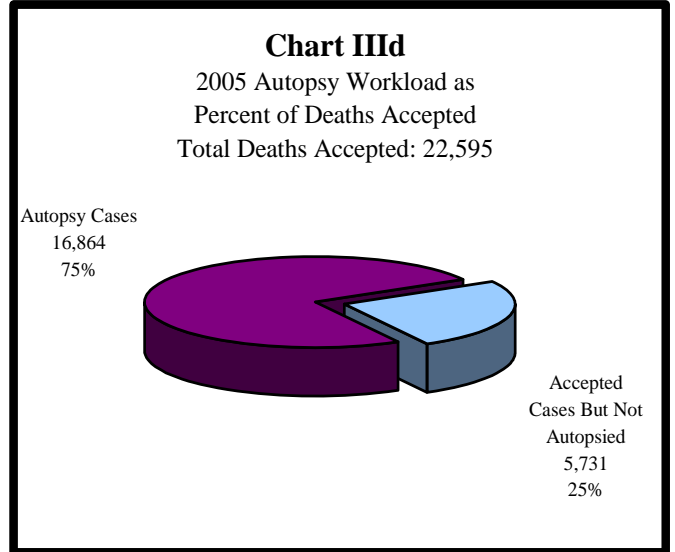
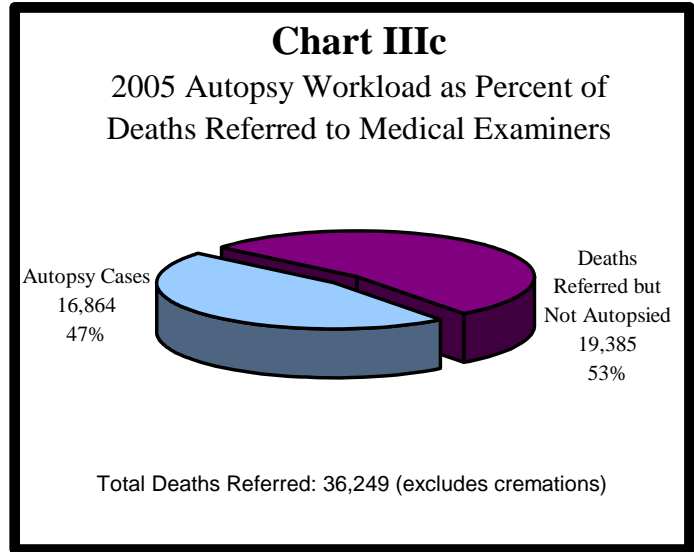
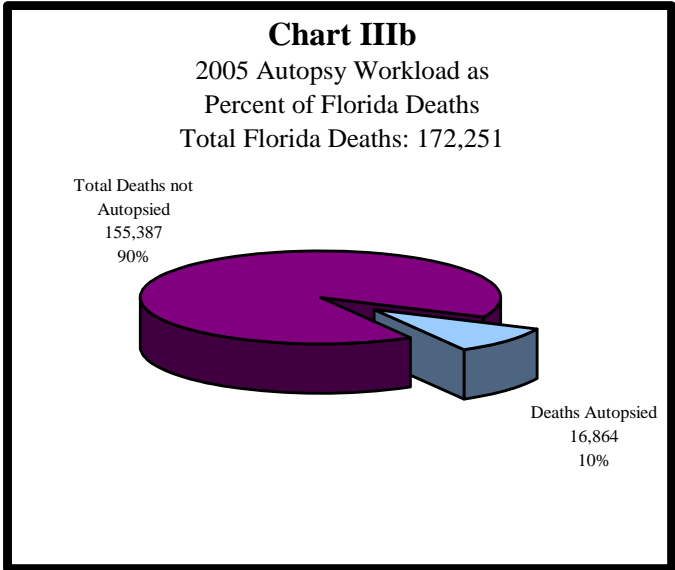
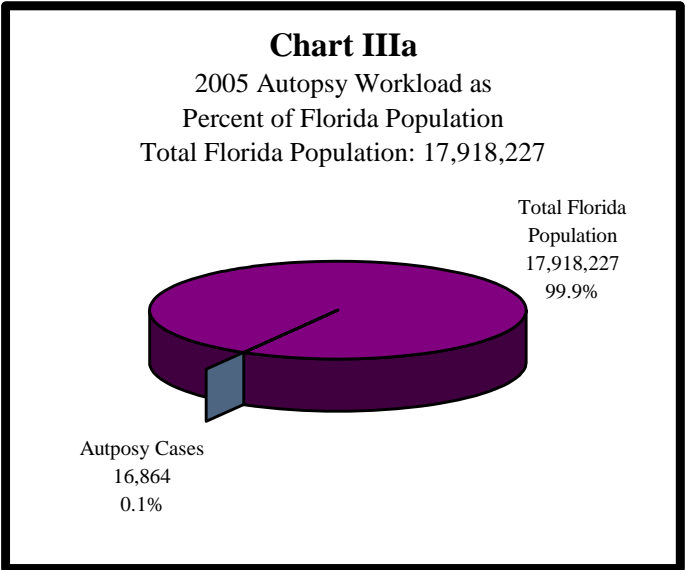
Chart IIb

2005

Violent Death Workload

Total Violent Deaths - 13,829





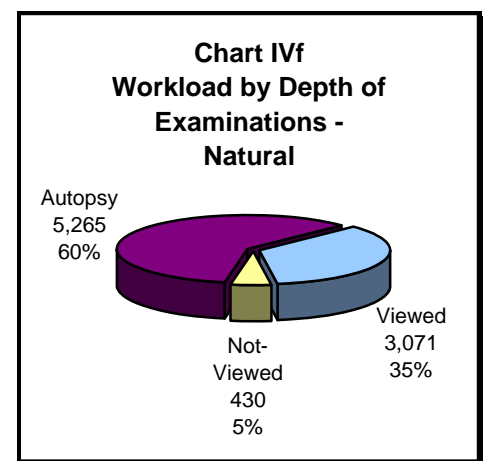
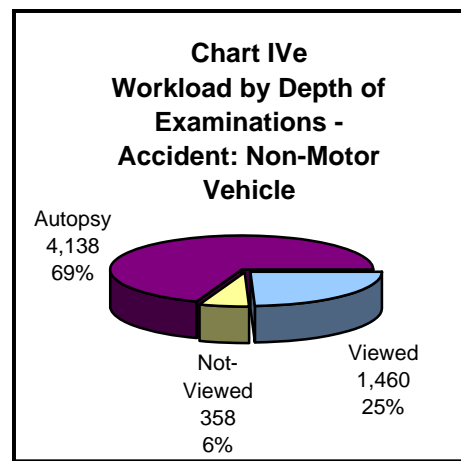
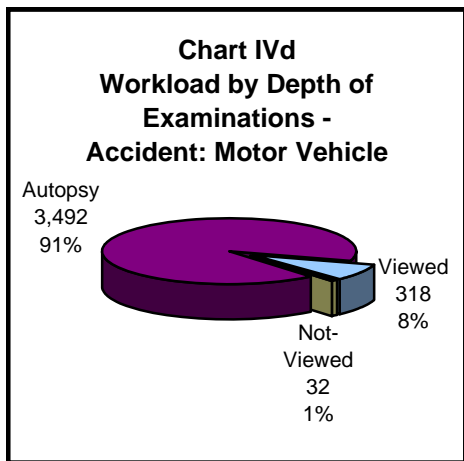
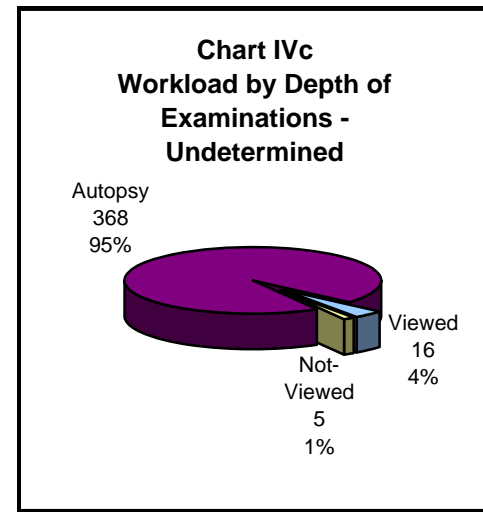
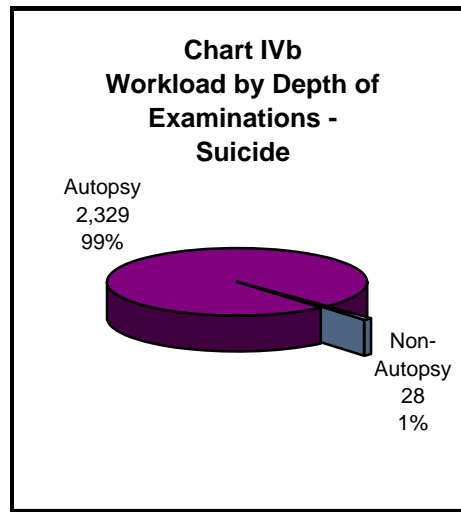
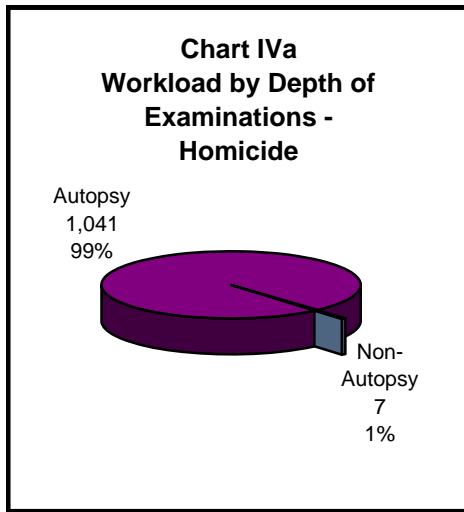
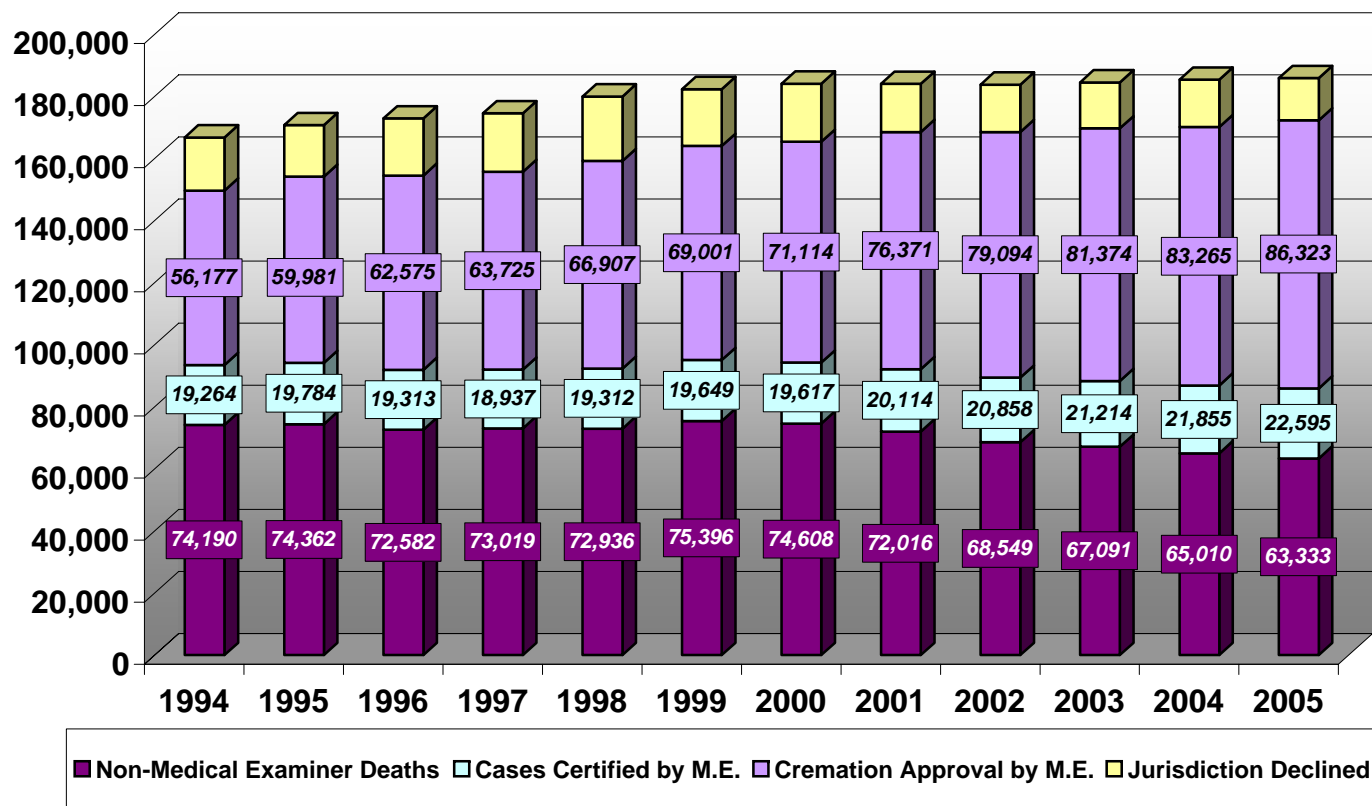


CHART V
Historical Workload
 Medical Examiner Cases
 Compared to All Florida Deaths
 1994 - 2005



APPENDIX 1

MEDICAL EXAMINERS COMMISSION

Stephen J. Nelson, M.A., M.D.

Chairman

District Ten Medical Examiner

1021 Jim Keene Boulevard

Winter Haven, Florida 33880

(863) 298-4600

FAX: (863) 298-5264

e-mail: StephenNelson@polk-county.net

Jon R. Thogmartin, M.D.

District Six Medical Examiner

10900 Ulmerton Road

Largo, Florida 33778

(727) 582-6800

FAX: (727) 582-6844

e-mail: dbreton@co.pinellas.fl.us

Honorable Grady C. Judd, Jr.

Sheriff, Polk County

455 North Broadway Avenue

Bartow, Florida 33830-3916

(863) 534-6647

FAX: (863) 534-6390

e-mail: gjudd@polksheriff.org

Mariana Caballero

Funeral Director

Stewart Enterprises

Post Office Box 141418

Miami, Florida 33114

(305) 221-8282

FAX: (305) 551-8608

e-mail: mcaballero@stewartenterprises.com

Kenneth T. Jones

Deputy State Registrar

Office of Vital Statistics Representative

Post Office Box 210

Jacksonville, Florida 32231

(904) 359-6900 xt. 1001

FAX: (904) 359-6931

e-mail: Ken_Jones@doh.state.fl.us

Honorable Robert H. Dillinger, J.D.

Public Defender, Sixth Judicial Circuit

Criminal Justice Center

14250 49th Street North

Clearwater, Florida 33762-2800

(727) 464-6866

FAX: (727) 464-6900

e-mail: pd6@wearethehope.org

Honorable Bruce H. Colton, J.D.

State Attorney, Nineteenth Judicial Circuit

411 South Second Street

Ft. Pierce, Florida 34950

(772) 465-3000

FAX: (772) 462-1214

e-mail: colton@stlucieco.gov

Robert J. Krauss, J.D.

Chief - Assistant Attorney General

Bureau Chief, Tampa Criminal Appeals

3507 East Frontage Road, Suite 200

Tampa, Florida 33607-7013

(813) 287-7900

FAX: (813) 281-5500

e-mail: bob_krauss@oag.state.fl.us

Honorable Elizabeth Porter

Commissioner, Columbia County

Post Office Box 1529

Lake City, Florida 32056-1529

(386) 758-1326

FAX: (386) 758-2182

e-mail: penny_stanley@columbiacountyfla.com

STAFF

Medical Examiners Commission
Florida Department of Law Enforcement
2331 Phillips Road (32308)
Post Office Box 1489
Tallahassee, Florida 32302
(850) 410-8600
FAX: (850) 410-8621

Bureau Chief Vickie Marsey (410-8660)
vickiemarsey@fdle.state.fl.us

Government Analyst II Jim Lutten (410-8609)
jimluten@fdle.state.fl.us

Administrative Assistant Debbie Turvaville (410-8610)
debbieturvaville@fdle.state.fl.us

Customer Service Specialist Branch Hagen (410-8608)
branchhagen@fdle.state.fl.us

APPENDIX 2

FLORIDA DISTRICT MEDICAL EXAMINERS

District 1

Andrea N. Minyard, M.D.
5151 North 9th Avenue
Pensacola, Florida 32504
Admin Director Rose Hall
(850) 416-7200
FAX: (850) 416-6475
e-mail: anminyard@aol.com

District 2

David T. Stewart, M.D.
Post Office Box 14389
Tallahassee, Florida 32317
ME Secretary Susan Merritt
(850) 942-7473
FAX: (850) 942-6622
e-mail: stew@polaris.net

District 3

Dixie Co. ME Service by Dt. 8
Madison Co. ME Service by Dt. 2
Remaining Co.'s Service by Dt. 4

District 4

Margarita Arruza, M.D.
2100 Jefferson Street
Jacksonville, Florida 32206
Forensic Adminis Terri McCrackin
(904) 630-0977
FAX: (904) 630-0964
e-mail: MArruza@coj.net

District 5

Steven C. Cogswell, M.D.
809 Pine Street
Leesburg, Florida 34748
Dir of Ops Laurie Plemons
(352) 326-5961
FAX: (352) 365-6438
email: LPLemons@co.lake.fl.us

District 6

Jon R. Thogmartin, M.D.
10900 Ulmerton Road
Largo, Florida 33778
Chief Inv Damon Breton
(727) 582-6800
FAX: (727) 582-6820
e-mail: dbreton@co.pinellas.fl.us

District 7

Stephen J. Nelson, M.A., M.D.
Acting Medical Examiner
1360 Indian Lake Road
Daytona Beach, FL 32124-1001
Dir of Ops Barry Appleby
(386) 258-4060
FAX: (386) 258-4061
e-mail: bappleby@co.volusia.fl.us

District 8

William F. Hamilton, M.D.
606 S.W. 3rd Avenue
Gainesville, Florida 32601
Dir of Ops Larry Bedore
(352) 338-2191
FAX: (352) 371-3291
e-mail: bedore@apatholoqu.ufl.edu

District 9

Jan C. Garavaglia, M.D.
1401 Lucerne Terrace
Orlando, Florida 32806
Forensic Coord. Sheri Blanton
(407) 836-9400
FAX: (407) 836-9450
e-mail: Sheri.Blanton@ocfl.net

District 10

Stephen J. Nelson, M.A., M.D.
1021 Jim Keene Boulevard
Winter Haven, Florida 33880
Ofc Mgr Sheli Wilson
(863) 298-4600
FAX: (863) 298-5264
e-mail: StephenNelson@polk-county.net

District 11

Bruce A. Hyma, M.D.
Number One on Bob Hope Road
Miami, Florida 33136-1133
Dir of Ops Larry Cameron
(305) 545-2400
FAX: (305) 545-2412
e-mail: BAHyma@MiamiDade.gov

District 12

Russell S. Vega, M.D.
2001 Siesta Drive, Suite 302
Sarasota, Florida 34239
Dir of Ops Pamela Simpson
(941) 361-6909
FAX: (941) 361-6914
email: rvega@fldist12me.com

District 13

Vernard I. Adams, M.D.
401 South Morgan Street
Tampa, Florida 33602
Dir of Ops Richard L. Bailey
(813) 272-5342
FAX: (813) 272-6268
e-mail: adamsv@hillsboroughcounty.org

District 14

Charles F. Siebert, Jr., M.D.
3737 Frankford Avenue
Panama City, Florida 32405
Dir of Inv Lesa Forehand
(850) 747-5740
FAX: (850) 747-5745
e-mail: Invforehandmeo@knology.net

District 15

Michael D. Bell, M.D.
3126 Gun Club Road
West Palm Beach, Florida 33406
Mgr MEO Ops. Anthony Mead
(561) 688-4575
FAX: (561) 688-4588
e-mail: mbell@pbcgov.com

District 16

Michael Hunter, M.D.
Ramrod Plaza, 27223 Overseas Highway
Ramrod Key, Florida 33042
ME Secretary June Williams
(305) 872-4720
FAX: (305) 872-4721
e-mail: monroecountymedi@bellsouth.net

District 17

Joshua A. Perper, M.D., LL.B.
5301 S.W. 31st Avenue
Ft. Lauderdale, Florida 33312
Chief Inv Edwina Johnson
(954) 327-6500
FAX: (954) 327-6580
e-mail: jperper@broward.org

District 18

Robert E. Whitmore, M.D.
1750 Cedar Street
Rockledge, Florida 32955
Program Manager Nancy Slater
(321) 633-1981
FAX: (321) 633-1986
e-mail: Robert.Whitmore@brevardcounty.us

District 19

Roger E. Mittleman, M.D.
2500 South 35th Street
Ft. Pierce, Florida 34981
Inv Merve Waldron
(772) 464-7378
FAX: (772) 464-2409
e-mail: Lcason@ircc.edu

District 20

Marta U. Coburn, M.D.
3838 Domestic Avenue
Naples, Florida 34104
Spvr of Inv Michael Britt
(239) 434-5020
FAX: (239) 434-5027
e-mail: naplesme@colliergov.net

District 21

Rebecca A. Hamilton, M.D.
70 Danley Drive
Ft. Myers, Florida 33907
Admin Mgr Liz Manzo
(239) 277-5020
FAX: (239) 277-5017
email: me21@leegov.com

District 22

Riazul H. Imami, M.D., Ph.D.
18130 Paulson Drive
Pt. Charlotte, Florida 33954
Office Mgr Penny Fulton
(941) 625-1111
FAX: (941) 627-0995
e-mail: ai786@aol.com

District 23

Terrence R. Steiner, M.D.
4501 Avenue A
St. Augustine, Florida 32095
Office Mgr Koni Rogers
(904) 209-0820
FAX: (800) 255-8617
e-mail: medex23@co.st-johns.fl.us

District 24

ME Services provided by District 7

APPENDIX 3

FLORIDA ASSOCIATE MEDICAL EXAMINERS

District 1

Cameron F. Snider, M.D.
(Frederick P. Hobin, M.D.)
(Charles F. Siebert, M.D.)

District 2

David E. Craig, M.D.
David J. Dolson, M.D.
Lynn H. Dolson, M.D.
Lisa M. Flannagan, M.D.
Jerry L. Harris, M.D.
John P. Mahoney, M.D.
Charles F. Manning, M.D.
Margaret Havens Neal, M.D.
L. Stephen Sarbeck, M.D.
Gregory V. Scott, M.D., M.B.A.
Stephen L. Sgan, M.D.
Benjamin M. Turner, M.D.
Thomas P. Wood, M.D.

District 3

Dixie Co. ME Service by Dt. 8
Madison Co. ME Service by Dt. 2
Remaining Co.'s Service by Dt. 4

District 4

Jessie C. Giles, M.D.
Aurelian Nicolaescu, M.D.
Valerie J. Rao, M.D.
E. Hunt Scheuerman, M.D.

District 5

Julia V. Martin, M.D.
Krzysztof B. Podjaski, M.D.
Christena L. Roberts, M.D.
(Laura S. Hair, M.D.)
(Susan S. Ignacio, M.D.)
(Thomas R. Parsons, M.D.)
(Christopher I. Wilson, M.D.)

District 6

Susan S. Ignacio, M.D.
Noel A. Palma, M.D.
Christopher I. Wilson, M.D.

District 7

William R. Anderson, M.D.
Felipe E. Dominguez, M.D.
(Frederick P. Hobin, M.D.)
(Valerie J. Rao, M.D.)
(E. Hunt Scheuerman, M.D.)

District 8

Martha J. Burt, M.D.
James M. Crawford, M.D., Ph.D.
William H. Donnelly, M.D.
Carolyn M. Hopkins, M.D.
(Stephen J. Nelson, M.D.)

District 9

Jacqueline A. Benjamin, M.D.
Angellee S. Chen, M.D., J.D.
Marie H. Hansen, M.D.
Sara H. Irrgang, M.D.
(Steven C. Cogswell, M.D.)
(Felipe E. Dominguez, M.D.)
(Julia V. Martin, M.D.)
(Krzysztof B. Podjaski, M.D.)
(Sajid Qaiser, M.D.)
(Christena L. Roberts, M.D.)
(Robert Whitmore, M.D.)

District 10

George D. Leidel, M.D.
Vera Volnikh, M.D.
(Jay S. Barnhart, M.D.)
(Charles A. Diggs, M.D.)
(Susan S. Ignacio, M.D.)
(Roger E. Mittleman, M.D.)
(Noel A. Palma, M.D.)

District 11

Satish Chundru, D.O.
Joseph H. Davis, M.D.
David Fintan Garavan, M.D.
Eva Gyori, M.D.
Tyron C. Hoover, M.D.
Kenneth D. Hutchins, M.D.
Emma O. Lew, M.D.
Erik K. Mont, M.D.
Jennifer Park, D.O.
Wendolyn Sneed, M.D.
Mark J. Shuman, M.D.
Joshua D. Stephany, M.D.
(Manfred Borges, M.D.)
(Marta Coburn, M.D.)
(Lance G. Davis, M.D.)
(Marie A. Herrmann, M.D.)
(Michael D. Hunter, M.D.)
(Gertrude M. Juste, M.D.)
(Reinhard W. Motte, M.D.)
(Joshua A. Perper, M.D.)

District 12

Wilson A. Broussard, M.D.
Laura S. Hair, M.D.
(Daniel L. Schultz, M.D.)

District 13

Leszek Chrostowski, M.D.
Sam P. Gulino, M.D.
Laura S. Hair, M.D.
Jacqueline A. Lee, M.D.
Meri King Martin, M.D.
Lee R. Miller, M.D.

District 14

(Susan S. Ignacio, M.D.)
(Noel A. Palma, M.D.)
(Barbara C. Wolf, M.D.)

District 15

Stuart M. Graham, M.D.
Linda R. O'Neil, M.D.
Eroston A. Price, M.D.
(Charles A. Diggs, M.D.)
(Roger E. Mittleman, M.D.)
(Reinhard W. Motte, M.D.)
(Barbara C. Wolf, M.D.)

District 16

Mark J. Shuman, M.D.

District 17

Lance G. Davis, M.D.
Marie A. Herrmann, M.D.
Gertrude M. Juste, M.D.
Reinhard W. Motte, M.D.
(Ray Fernandez, M.D.)
(Bruce A. Hyma, M.D.)
(Emma O. Lew, M.D.)

District 18

Sajid S. Qaiser, M.D.
(Charles A. Diggs, M.D.)
(Roger E. Mittleman, M.D.)

District 19

Jay S. Barnhart, M.D.
Charles A. Diggs, M.D.
(Michael D. Bell, M.D.)
(Stuart M. Graham, M.D.)
(Stephen J. Nelson, M.D.)
(Linda R. O'Neil, M.D.)
(Eroston Price, M.D.)
(Sajid Qaiser, M.D.)
(Robert E. Whitmore, M.D.)

District 20

Manfred Borges, Jr., M.D.
(Rebecca A. Hamilton, M.D.)

District 21

Robert Pfalzgraf, M.D.
Barbara C. Wolf, M.D.

District 22

Bonifacio T. Floro, M.D.
Peter H. K. Tan, M.D.
James Weiner, M.D.
(Manfred Borges, Jr., M.D.)

District 23

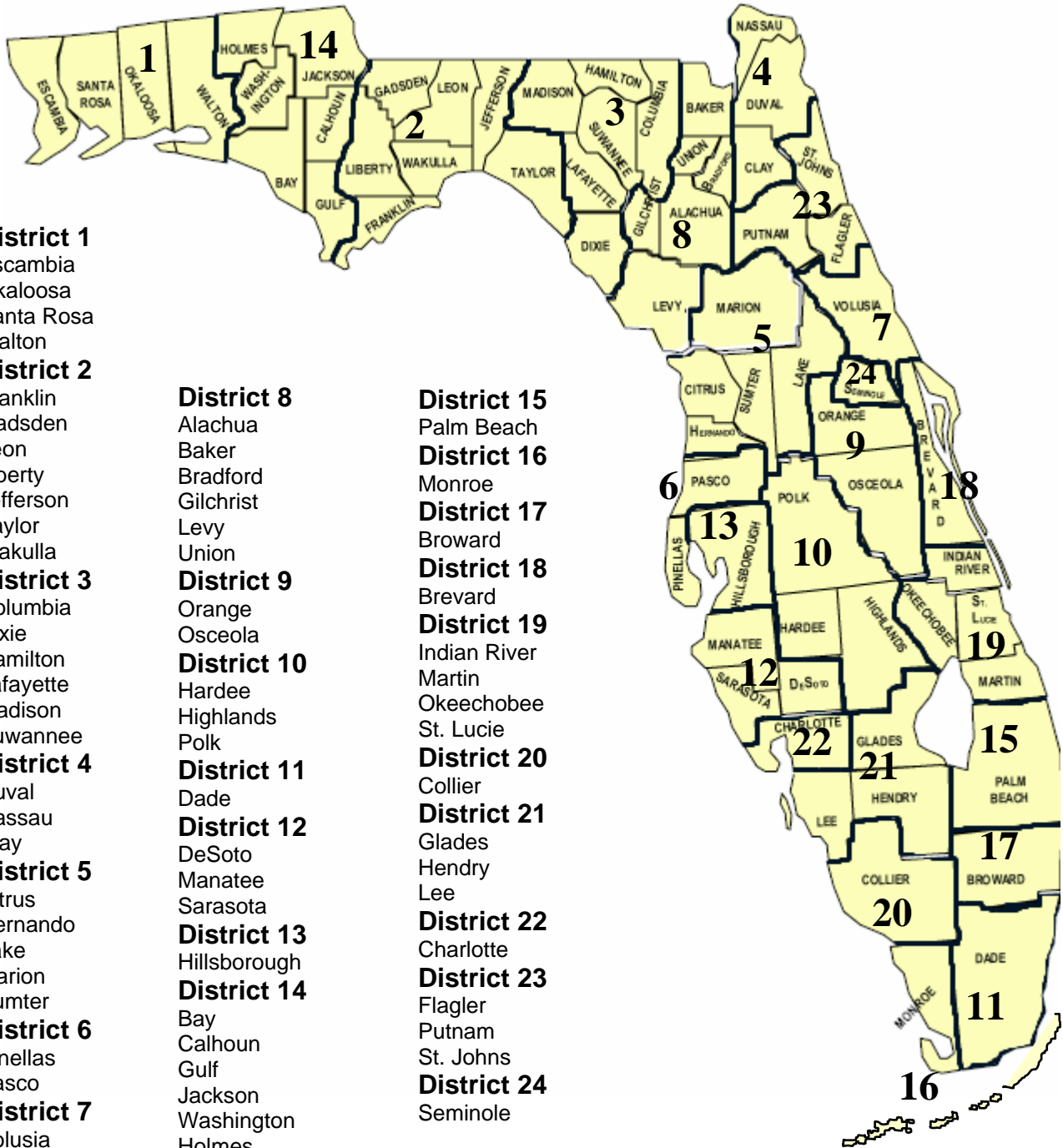
(Frederick P. Hobin, M.D.)

District 24

(ME Services Covered by District 7)

APPENDIX 4

Florida Medical Examiner Districts



District 1

Escambia
Okaloosa
Santa Rosa
Walton

District 2

Franklin
Gadsden
Leon
Liberty
Jefferson
Taylor
Wakulla

District 3

Columbia
Dixie
Hamilton
Lafayette
Madison
Suwannee

District 4

Duval
Nassau
Clay

District 5

Citrus
Hernando
Lake
Marion
Sumter

District 6

Pinellas
Pasco

District 7

Volusia

District 8

Alachua
Baker
Bradford
Gilchrist
Levy
Union

District 9

Orange
Osceola

District 10

Hardee
Highlands
Polk

District 11

Dade

District 12

DeSoto
Manatee
Sarasota

District 13

Hillsborough

District 14

Bay
Calhoun
Gulf
Jackson
Washington
Holmes

District 15

Palm Beach

District 16

Monroe

District 17

Broward

District 18

Brevard

District 19

Indian River

District 20

Martin

District 21

Okeechobee

District 22

St. Lucie

District 23

Collier

District 24

Glades

Hendry

Lee

Charlotte

Flagler

Putnam

St. Johns

Seminole

APPENDIX 5

MEDICAL EXAMINERS COMMISSION

REPRESENTING	COMMISSIONER	APPOINTMENT	REAPPOINTMENT	TERM
Medical Examiners	Stephen J. Nelson, M.A., M.D.	1998	2000 / 2004	2008
	Jon R. Thogmartin, M.D.	2003	2007	2011
State Attorneys	Bruce H. Colton, J.D.	1999	2003	2007
Public Defenders	Robert H. Dillinger, J.D.	2001	2005	2009
County Commissions	Elizabeth Porter	2006	2010	2014
Sheriffs	Grady C. Judd, Jr.	2005	2009	2013
Funeral Home Industry	Mariana Caballero	2000	2004	2008
Attorney General	Robert J. Krauss, J.D.	Standing Appointment with no term		
Department of Health	Kenneth T. Jones	Standing Appointment with no term		

APPENDIX 6

DISTRICT MEDICAL EXAMINER THREE YEAR TERM SCHEDULES

DISTRICT	NEXT THREE TERM YEARS		
1	2006	2009	2012
2	2006	2009	2012
3	2006	2009	2012
4	2006	2009	2012
5	2006	2009	2012
6	2006	2009	2012
7	Home Rule Authority Began 1997		
8	2007	2010	2013
9	2007	2010	2013
10	2007	2010	2013
11	Home Rule Authority Began 1992		
12	2007	2010	2013
13	Home Rule Authority Began 1992		
14	2007	2010	2013
15	Home Rule Authority Began 1993		
16	2008	2011	2014
17	2008	2011	2014
18	2008	2011	2014
19	2008	2011	2014
20	2008	2011	2014
21	2008	2011	2014
22	2008	2011	2014
23	2008	2011	2014
24	2008	2011	2014