



INSTRUMENT PROCESSING SHEET

Agency FHP

S/N 80-006046

Florida Department of Law Enforcement

Date In 8/30/2022 DI Completion Date 08/30/2022 Ship P/U H/D CMI EE

Intake, Quality Checks, Flow Calibration, Maintenance sections with various checkboxes and data tables.

Calibration Adjustment and Department Inspection sections with tables for simulator data and inspection details.

Notes/Suggested Service, Attachments, and compliance checkboxes section.

| | | | | |
|--------------|---------------|--------|------------|--------------|
| Type of Test | Serial Number | Agency | Date | Performed By |
| Stabilities | 80-00 6046 | FHP | 08/30/2022 | TDG MG |

| | | | |
|----------------|----------------|----------------|----------------|
| 0.05g/210L | 0.08g/210L | 0.20g/210L | DGS 0.08g/210L |
| 0.047 to 0.053 | 0.077 to 0.083 | 0.194 to 0.206 | 0.077 to 0.083 |

| <p>FHP Intoxilyzer - Alcohol Analyzer Model 8000 08/30/2022 Software: 8100.27</p> <p>SN 80-006046</p> <table border="1"> <thead> <tr> <th>Test</th> <th>g/210L</th> <th>Time</th> </tr> </thead> <tbody> <tr><td>Air Blank</td><td>0.000</td><td>12:51</td></tr> <tr><td>Control Test</td><td>0.050</td><td>12:51</td></tr> <tr><td>Air Blank</td><td>0.000</td><td>12:52</td></tr> <tr><td>Control Test</td><td>0.050</td><td>12:52</td></tr> <tr><td>Air Blank</td><td>0.000</td><td>12:53</td></tr> <tr><td>Control Test</td><td>0.050</td><td>12:54</td></tr> <tr><td>Air Blank</td><td>0.000</td><td>12:54</td></tr> <tr><td>Control Test Stats</td><td></td><td></td></tr> <tr><td>Average</td><td>0.0500</td><td></td></tr> <tr><td>Std Dev</td><td>0.0000</td><td></td></tr> <tr><td>Rel. Std Dev(%)</td><td>0.0000</td><td></td></tr> </tbody> </table> <p>Operator's Signature: <i>MG</i></p> | Test | g/210L | Time | Air Blank | 0.000 | 12:51 | Control Test | 0.050 | 12:51 | Air Blank | 0.000 | 12:52 | Control Test | 0.050 | 12:52 | Air Blank | 0.000 | 12:53 | Control Test | 0.050 | 12:54 | Air Blank | 0.000 | 12:54 | Control Test Stats | | | Average | 0.0500 | | Std Dev | 0.0000 | | Rel. Std Dev(%) | 0.0000 | | <p>FHP Intoxilyzer - Alcohol Analyzer Model 8000 08/30/2022 Software: 8100.27</p> <p>SN 80-006046</p> <table border="1"> <thead> <tr> <th>Test</th> <th>g/210L</th> <th>Time</th> </tr> </thead> <tbody> <tr><td>Air Blank</td><td>0.000</td><td>12:57</td></tr> <tr><td>Control Test</td><td>0.080</td><td>12:58</td></tr> <tr><td>Air Blank</td><td>0.000</td><td>12:59</td></tr> <tr><td>Control Test</td><td>0.080</td><td>12:59</td></tr> <tr><td>Air Blank</td><td>0.000</td><td>13:00</td></tr> <tr><td>Control Test</td><td>0.080</td><td>13:01</td></tr> <tr><td>Air Blank</td><td>0.000</td><td>13:01</td></tr> <tr><td>Control Test Stats</td><td></td><td></td></tr> <tr><td>Average</td><td>0.0800</td><td></td></tr> <tr><td>Std Dev</td><td>0.0000</td><td></td></tr> <tr><td>Rel. Std Dev(%)</td><td>0.0000</td><td></td></tr> </tbody> </table> <p>Operator's Signature: <i>MG</i></p> | Test | g/210L | Time | Air Blank | 0.000 | 12:57 | Control Test | 0.080 | 12:58 | Air Blank | 0.000 | 12:59 | Control Test | 0.080 | 12:59 | Air Blank | 0.000 | 13:00 | Control Test | 0.080 | 13:01 | Air Blank | 0.000 | 13:01 | Control Test Stats | | | Average | 0.0800 | | Std Dev | 0.0000 | | Rel. Std Dev(%) | 0.0000 | | <p>FHP Intoxilyzer - Alcohol Analyzer Model 8000 08/30/2022 Software: 8100.27</p> <p>SN 80-006046</p> <table border="1"> <thead> <tr> <th>Test</th> <th>g/210L</th> <th>Time</th> </tr> </thead> <tbody> <tr><td>Air Blank</td><td>0.000</td><td>13:04</td></tr> <tr><td>Control Test</td><td>0.204</td><td>13:04</td></tr> <tr><td>Air Blank</td><td>0.000</td><td>13:05</td></tr> <tr><td>Control Test</td><td>0.204</td><td>13:06</td></tr> <tr><td>Air Blank</td><td>0.000</td><td>13:06</td></tr> <tr><td>Control Test</td><td>0.203</td><td>13:07</td></tr> <tr><td>Air Blank</td><td>0.000</td><td>13:08</td></tr> <tr><td>Control Test Stats</td><td></td><td></td></tr> <tr><td>Average</td><td>0.2037</td><td></td></tr> <tr><td>Std Dev</td><td>0.0006</td><td></td></tr> <tr><td>Rel. Std Dev(%)</td><td>0.2835</td><td></td></tr> </tbody> </table> <p>Operator's Signature: <i>MG</i></p> | Test | g/210L | Time | Air Blank | 0.000 | 13:04 | Control Test | 0.204 | 13:04 | Air Blank | 0.000 | 13:05 | Control Test | 0.204 | 13:06 | Air Blank | 0.000 | 13:06 | Control Test | 0.203 | 13:07 | Air Blank | 0.000 | 13:08 | Control Test Stats | | | Average | 0.2037 | | Std Dev | 0.0006 | | Rel. Std Dev(%) | 0.2835 | | <p><i>DGS</i></p> <p>FHP Intoxilyzer - Alcohol Analyzer Model 8000 08/30/2022 Software: 8100.27</p> <p>SN 80-006046</p> <table border="1"> <thead> <tr> <th>Test</th> <th>g/210L</th> <th>Time</th> </tr> </thead> <tbody> <tr><td>Air Blank</td><td>0.000</td><td>13:08</td></tr> <tr><td>Control Test</td><td>0.079</td><td>13:09</td></tr> <tr><td>Air Blank</td><td>0.000</td><td>13:09</td></tr> <tr><td>Control Test</td><td>0.080</td><td>13:10</td></tr> <tr><td>Air Blank</td><td>0.000</td><td>13:10</td></tr> <tr><td>Control Test</td><td>0.079</td><td>13:10</td></tr> <tr><td>Air Blank</td><td>0.000</td><td>13:11</td></tr> <tr><td>Control Test Stats</td><td></td><td></td></tr> <tr><td>Average</td><td>0.0793</td><td></td></tr> <tr><td>Std Dev</td><td>0.0006</td><td></td></tr> <tr><td>Rel. Std Dev(%)</td><td>0.7277</td><td></td></tr> </tbody> </table> <p>Operator's Signature: <i>MG</i></p> | Test | g/210L | Time | Air Blank | 0.000 | 13:08 | Control Test | 0.079 | 13:09 | Air Blank | 0.000 | 13:09 | Control Test | 0.080 | 13:10 | Air Blank | 0.000 | 13:10 | Control Test | 0.079 | 13:10 | Air Blank | 0.000 | 13:11 | Control Test Stats | | | Average | 0.0793 | | Std Dev | 0.0006 | | Rel. Std Dev(%) | 0.7277 | |
|---|--------|--------|------|-----------|-------|-------|--------------|-------|-------|-----------|-------|-------|--------------|-------|-------|-----------|-------|-------|--------------|-------|-------|-----------|-------|-------|--------------------|--|--|---------|--------|--|---------|--------|--|-----------------|--------|--|---|------|--------|------|-----------|-------|-------|--------------|-------|-------|-----------|-------|-------|--------------|-------|-------|-----------|-------|-------|--------------|-------|-------|-----------|-------|-------|--------------------|--|--|---------|--------|--|---------|--------|--|-----------------|--------|--|---|------|--------|------|-----------|-------|-------|--------------|-------|-------|-----------|-------|-------|--------------|-------|-------|-----------|-------|-------|--------------|-------|-------|-----------|-------|-------|--------------------|--|--|---------|--------|--|---------|--------|--|-----------------|--------|--|---|------|--------|------|-----------|-------|-------|--------------|-------|-------|-----------|-------|-------|--------------|-------|-------|-----------|-------|-------|--------------|-------|-------|-----------|-------|-------|--------------------|--|--|---------|--------|--|---------|--------|--|-----------------|--------|--|
| Test | g/210L | Time | | | | | | | | | | | | | | | | | | | | | | | | | | | | | | | | | | | | | | | | | | | | | | | | | | | | | | | | | | | | | | | | | | | | | | | | | | | | | | | | | | | | | | | | | | | | | | | | | | | | | | | | | | | | | | | | | | | | | | | | | | | | | | | | | | | | | | | | | | | | | | | | | |
| Air Blank | 0.000 | 12:51 | | | | | | | | | | | | | | | | | | | | | | | | | | | | | | | | | | | | | | | | | | | | | | | | | | | | | | | | | | | | | | | | | | | | | | | | | | | | | | | | | | | | | | | | | | | | | | | | | | | | | | | | | | | | | | | | | | | | | | | | | | | | | | | | | | | | | | | | | | | | | | | | | |
| Control Test | 0.050 | 12:51 | | | | | | | | | | | | | | | | | | | | | | | | | | | | | | | | | | | | | | | | | | | | | | | | | | | | | | | | | | | | | | | | | | | | | | | | | | | | | | | | | | | | | | | | | | | | | | | | | | | | | | | | | | | | | | | | | | | | | | | | | | | | | | | | | | | | | | | | | | | | | | | | | |
| Air Blank | 0.000 | 12:52 | | | | | | | | | | | | | | | | | | | | | | | | | | | | | | | | | | | | | | | | | | | | | | | | | | | | | | | | | | | | | | | | | | | | | | | | | | | | | | | | | | | | | | | | | | | | | | | | | | | | | | | | | | | | | | | | | | | | | | | | | | | | | | | | | | | | | | | | | | | | | | | | | |
| Control Test | 0.050 | 12:52 | | | | | | | | | | | | | | | | | | | | | | | | | | | | | | | | | | | | | | | | | | | | | | | | | | | | | | | | | | | | | | | | | | | | | | | | | | | | | | | | | | | | | | | | | | | | | | | | | | | | | | | | | | | | | | | | | | | | | | | | | | | | | | | | | | | | | | | | | | | | | | | | | |
| Air Blank | 0.000 | 12:53 | | | | | | | | | | | | | | | | | | | | | | | | | | | | | | | | | | | | | | | | | | | | | | | | | | | | | | | | | | | | | | | | | | | | | | | | | | | | | | | | | | | | | | | | | | | | | | | | | | | | | | | | | | | | | | | | | | | | | | | | | | | | | | | | | | | | | | | | | | | | | | | | | |
| Control Test | 0.050 | 12:54 | | | | | | | | | | | | | | | | | | | | | | | | | | | | | | | | | | | | | | | | | | | | | | | | | | | | | | | | | | | | | | | | | | | | | | | | | | | | | | | | | | | | | | | | | | | | | | | | | | | | | | | | | | | | | | | | | | | | | | | | | | | | | | | | | | | | | | | | | | | | | | | | | |
| Air Blank | 0.000 | 12:54 | | | | | | | | | | | | | | | | | | | | | | | | | | | | | | | | | | | | | | | | | | | | | | | | | | | | | | | | | | | | | | | | | | | | | | | | | | | | | | | | | | | | | | | | | | | | | | | | | | | | | | | | | | | | | | | | | | | | | | | | | | | | | | | | | | | | | | | | | | | | | | | | | |
| Control Test Stats | | | | | | | | | | | | | | | | | | | | | | | | | | | | | | | | | | | | | | | | | | | | | | | | | | | | | | | | | | | | | | | | | | | | | | | | | | | | | | | | | | | | | | | | | | | | | | | | | | | | | | | | | | | | | | | | | | | | | | | | | | | | | | | | | | | | | | | | | | | | | | | | | | | |
| Average | 0.0500 | | | | | | | | | | | | | | | | | | | | | | | | | | | | | | | | | | | | | | | | | | | | | | | | | | | | | | | | | | | | | | | | | | | | | | | | | | | | | | | | | | | | | | | | | | | | | | | | | | | | | | | | | | | | | | | | | | | | | | | | | | | | | | | | | | | | | | | | | | | | | | | | | | |
| Std Dev | 0.0000 | | | | | | | | | | | | | | | | | | | | | | | | | | | | | | | | | | | | | | | | | | | | | | | | | | | | | | | | | | | | | | | | | | | | | | | | | | | | | | | | | | | | | | | | | | | | | | | | | | | | | | | | | | | | | | | | | | | | | | | | | | | | | | | | | | | | | | | | | | | | | | | | | | |
| Rel. Std Dev(%) | 0.0000 | | | | | | | | | | | | | | | | | | | | | | | | | | | | | | | | | | | | | | | | | | | | | | | | | | | | | | | | | | | | | | | | | | | | | | | | | | | | | | | | | | | | | | | | | | | | | | | | | | | | | | | | | | | | | | | | | | | | | | | | | | | | | | | | | | | | | | | | | | | | | | | | | | |
| Test | g/210L | Time | | | | | | | | | | | | | | | | | | | | | | | | | | | | | | | | | | | | | | | | | | | | | | | | | | | | | | | | | | | | | | | | | | | | | | | | | | | | | | | | | | | | | | | | | | | | | | | | | | | | | | | | | | | | | | | | | | | | | | | | | | | | | | | | | | | | | | | | | | | | | | | | | |
| Air Blank | 0.000 | 12:57 | | | | | | | | | | | | | | | | | | | | | | | | | | | | | | | | | | | | | | | | | | | | | | | | | | | | | | | | | | | | | | | | | | | | | | | | | | | | | | | | | | | | | | | | | | | | | | | | | | | | | | | | | | | | | | | | | | | | | | | | | | | | | | | | | | | | | | | | | | | | | | | | | |
| Control Test | 0.080 | 12:58 | | | | | | | | | | | | | | | | | | | | | | | | | | | | | | | | | | | | | | | | | | | | | | | | | | | | | | | | | | | | | | | | | | | | | | | | | | | | | | | | | | | | | | | | | | | | | | | | | | | | | | | | | | | | | | | | | | | | | | | | | | | | | | | | | | | | | | | | | | | | | | | | | |
| Air Blank | 0.000 | 12:59 | | | | | | | | | | | | | | | | | | | | | | | | | | | | | | | | | | | | | | | | | | | | | | | | | | | | | | | | | | | | | | | | | | | | | | | | | | | | | | | | | | | | | | | | | | | | | | | | | | | | | | | | | | | | | | | | | | | | | | | | | | | | | | | | | | | | | | | | | | | | | | | | | |
| Control Test | 0.080 | 12:59 | | | | | | | | | | | | | | | | | | | | | | | | | | | | | | | | | | | | | | | | | | | | | | | | | | | | | | | | | | | | | | | | | | | | | | | | | | | | | | | | | | | | | | | | | | | | | | | | | | | | | | | | | | | | | | | | | | | | | | | | | | | | | | | | | | | | | | | | | | | | | | | | | |
| Air Blank | 0.000 | 13:00 | | | | | | | | | | | | | | | | | | | | | | | | | | | | | | | | | | | | | | | | | | | | | | | | | | | | | | | | | | | | | | | | | | | | | | | | | | | | | | | | | | | | | | | | | | | | | | | | | | | | | | | | | | | | | | | | | | | | | | | | | | | | | | | | | | | | | | | | | | | | | | | | | |
| Control Test | 0.080 | 13:01 | | | | | | | | | | | | | | | | | | | | | | | | | | | | | | | | | | | | | | | | | | | | | | | | | | | | | | | | | | | | | | | | | | | | | | | | | | | | | | | | | | | | | | | | | | | | | | | | | | | | | | | | | | | | | | | | | | | | | | | | | | | | | | | | | | | | | | | | | | | | | | | | | |
| Air Blank | 0.000 | 13:01 | | | | | | | | | | | | | | | | | | | | | | | | | | | | | | | | | | | | | | | | | | | | | | | | | | | | | | | | | | | | | | | | | | | | | | | | | | | | | | | | | | | | | | | | | | | | | | | | | | | | | | | | | | | | | | | | | | | | | | | | | | | | | | | | | | | | | | | | | | | | | | | | | |
| Control Test Stats | | | | | | | | | | | | | | | | | | | | | | | | | | | | | | | | | | | | | | | | | | | | | | | | | | | | | | | | | | | | | | | | | | | | | | | | | | | | | | | | | | | | | | | | | | | | | | | | | | | | | | | | | | | | | | | | | | | | | | | | | | | | | | | | | | | | | | | | | | | | | | | | | | | |
| Average | 0.0800 | | | | | | | | | | | | | | | | | | | | | | | | | | | | | | | | | | | | | | | | | | | | | | | | | | | | | | | | | | | | | | | | | | | | | | | | | | | | | | | | | | | | | | | | | | | | | | | | | | | | | | | | | | | | | | | | | | | | | | | | | | | | | | | | | | | | | | | | | | | | | | | | | | |
| Std Dev | 0.0000 | | | | | | | | | | | | | | | | | | | | | | | | | | | | | | | | | | | | | | | | | | | | | | | | | | | | | | | | | | | | | | | | | | | | | | | | | | | | | | | | | | | | | | | | | | | | | | | | | | | | | | | | | | | | | | | | | | | | | | | | | | | | | | | | | | | | | | | | | | | | | | | | | | |
| Rel. Std Dev(%) | 0.0000 | | | | | | | | | | | | | | | | | | | | | | | | | | | | | | | | | | | | | | | | | | | | | | | | | | | | | | | | | | | | | | | | | | | | | | | | | | | | | | | | | | | | | | | | | | | | | | | | | | | | | | | | | | | | | | | | | | | | | | | | | | | | | | | | | | | | | | | | | | | | | | | | | | |
| Test | g/210L | Time | | | | | | | | | | | | | | | | | | | | | | | | | | | | | | | | | | | | | | | | | | | | | | | | | | | | | | | | | | | | | | | | | | | | | | | | | | | | | | | | | | | | | | | | | | | | | | | | | | | | | | | | | | | | | | | | | | | | | | | | | | | | | | | | | | | | | | | | | | | | | | | | | |
| Air Blank | 0.000 | 13:04 | | | | | | | | | | | | | | | | | | | | | | | | | | | | | | | | | | | | | | | | | | | | | | | | | | | | | | | | | | | | | | | | | | | | | | | | | | | | | | | | | | | | | | | | | | | | | | | | | | | | | | | | | | | | | | | | | | | | | | | | | | | | | | | | | | | | | | | | | | | | | | | | | |
| Control Test | 0.204 | 13:04 | | | | | | | | | | | | | | | | | | | | | | | | | | | | | | | | | | | | | | | | | | | | | | | | | | | | | | | | | | | | | | | | | | | | | | | | | | | | | | | | | | | | | | | | | | | | | | | | | | | | | | | | | | | | | | | | | | | | | | | | | | | | | | | | | | | | | | | | | | | | | | | | | |
| Air Blank | 0.000 | 13:05 | | | | | | | | | | | | | | | | | | | | | | | | | | | | | | | | | | | | | | | | | | | | | | | | | | | | | | | | | | | | | | | | | | | | | | | | | | | | | | | | | | | | | | | | | | | | | | | | | | | | | | | | | | | | | | | | | | | | | | | | | | | | | | | | | | | | | | | | | | | | | | | | | |
| Control Test | 0.204 | 13:06 | | | | | | | | | | | | | | | | | | | | | | | | | | | | | | | | | | | | | | | | | | | | | | | | | | | | | | | | | | | | | | | | | | | | | | | | | | | | | | | | | | | | | | | | | | | | | | | | | | | | | | | | | | | | | | | | | | | | | | | | | | | | | | | | | | | | | | | | | | | | | | | | | |
| Air Blank | 0.000 | 13:06 | | | | | | | | | | | | | | | | | | | | | | | | | | | | | | | | | | | | | | | | | | | | | | | | | | | | | | | | | | | | | | | | | | | | | | | | | | | | | | | | | | | | | | | | | | | | | | | | | | | | | | | | | | | | | | | | | | | | | | | | | | | | | | | | | | | | | | | | | | | | | | | | | |
| Control Test | 0.203 | 13:07 | | | | | | | | | | | | | | | | | | | | | | | | | | | | | | | | | | | | | | | | | | | | | | | | | | | | | | | | | | | | | | | | | | | | | | | | | | | | | | | | | | | | | | | | | | | | | | | | | | | | | | | | | | | | | | | | | | | | | | | | | | | | | | | | | | | | | | | | | | | | | | | | | |
| Air Blank | 0.000 | 13:08 | | | | | | | | | | | | | | | | | | | | | | | | | | | | | | | | | | | | | | | | | | | | | | | | | | | | | | | | | | | | | | | | | | | | | | | | | | | | | | | | | | | | | | | | | | | | | | | | | | | | | | | | | | | | | | | | | | | | | | | | | | | | | | | | | | | | | | | | | | | | | | | | | |
| Control Test Stats | | | | | | | | | | | | | | | | | | | | | | | | | | | | | | | | | | | | | | | | | | | | | | | | | | | | | | | | | | | | | | | | | | | | | | | | | | | | | | | | | | | | | | | | | | | | | | | | | | | | | | | | | | | | | | | | | | | | | | | | | | | | | | | | | | | | | | | | | | | | | | | | | | | |
| Average | 0.2037 | | | | | | | | | | | | | | | | | | | | | | | | | | | | | | | | | | | | | | | | | | | | | | | | | | | | | | | | | | | | | | | | | | | | | | | | | | | | | | | | | | | | | | | | | | | | | | | | | | | | | | | | | | | | | | | | | | | | | | | | | | | | | | | | | | | | | | | | | | | | | | | | | | |
| Std Dev | 0.0006 | | | | | | | | | | | | | | | | | | | | | | | | | | | | | | | | | | | | | | | | | | | | | | | | | | | | | | | | | | | | | | | | | | | | | | | | | | | | | | | | | | | | | | | | | | | | | | | | | | | | | | | | | | | | | | | | | | | | | | | | | | | | | | | | | | | | | | | | | | | | | | | | | | |
| Rel. Std Dev(%) | 0.2835 | | | | | | | | | | | | | | | | | | | | | | | | | | | | | | | | | | | | | | | | | | | | | | | | | | | | | | | | | | | | | | | | | | | | | | | | | | | | | | | | | | | | | | | | | | | | | | | | | | | | | | | | | | | | | | | | | | | | | | | | | | | | | | | | | | | | | | | | | | | | | | | | | | |
| Test | g/210L | Time | | | | | | | | | | | | | | | | | | | | | | | | | | | | | | | | | | | | | | | | | | | | | | | | | | | | | | | | | | | | | | | | | | | | | | | | | | | | | | | | | | | | | | | | | | | | | | | | | | | | | | | | | | | | | | | | | | | | | | | | | | | | | | | | | | | | | | | | | | | | | | | | | |
| Air Blank | 0.000 | 13:08 | | | | | | | | | | | | | | | | | | | | | | | | | | | | | | | | | | | | | | | | | | | | | | | | | | | | | | | | | | | | | | | | | | | | | | | | | | | | | | | | | | | | | | | | | | | | | | | | | | | | | | | | | | | | | | | | | | | | | | | | | | | | | | | | | | | | | | | | | | | | | | | | | |
| Control Test | 0.079 | 13:09 | | | | | | | | | | | | | | | | | | | | | | | | | | | | | | | | | | | | | | | | | | | | | | | | | | | | | | | | | | | | | | | | | | | | | | | | | | | | | | | | | | | | | | | | | | | | | | | | | | | | | | | | | | | | | | | | | | | | | | | | | | | | | | | | | | | | | | | | | | | | | | | | | |
| Air Blank | 0.000 | 13:09 | | | | | | | | | | | | | | | | | | | | | | | | | | | | | | | | | | | | | | | | | | | | | | | | | | | | | | | | | | | | | | | | | | | | | | | | | | | | | | | | | | | | | | | | | | | | | | | | | | | | | | | | | | | | | | | | | | | | | | | | | | | | | | | | | | | | | | | | | | | | | | | | | |
| Control Test | 0.080 | 13:10 | | | | | | | | | | | | | | | | | | | | | | | | | | | | | | | | | | | | | | | | | | | | | | | | | | | | | | | | | | | | | | | | | | | | | | | | | | | | | | | | | | | | | | | | | | | | | | | | | | | | | | | | | | | | | | | | | | | | | | | | | | | | | | | | | | | | | | | | | | | | | | | | | |
| Air Blank | 0.000 | 13:10 | | | | | | | | | | | | | | | | | | | | | | | | | | | | | | | | | | | | | | | | | | | | | | | | | | | | | | | | | | | | | | | | | | | | | | | | | | | | | | | | | | | | | | | | | | | | | | | | | | | | | | | | | | | | | | | | | | | | | | | | | | | | | | | | | | | | | | | | | | | | | | | | | |
| Control Test | 0.079 | 13:10 | | | | | | | | | | | | | | | | | | | | | | | | | | | | | | | | | | | | | | | | | | | | | | | | | | | | | | | | | | | | | | | | | | | | | | | | | | | | | | | | | | | | | | | | | | | | | | | | | | | | | | | | | | | | | | | | | | | | | | | | | | | | | | | | | | | | | | | | | | | | | | | | | |
| Air Blank | 0.000 | 13:11 | | | | | | | | | | | | | | | | | | | | | | | | | | | | | | | | | | | | | | | | | | | | | | | | | | | | | | | | | | | | | | | | | | | | | | | | | | | | | | | | | | | | | | | | | | | | | | | | | | | | | | | | | | | | | | | | | | | | | | | | | | | | | | | | | | | | | | | | | | | | | | | | | |
| Control Test Stats | | | | | | | | | | | | | | | | | | | | | | | | | | | | | | | | | | | | | | | | | | | | | | | | | | | | | | | | | | | | | | | | | | | | | | | | | | | | | | | | | | | | | | | | | | | | | | | | | | | | | | | | | | | | | | | | | | | | | | | | | | | | | | | | | | | | | | | | | | | | | | | | | | | |
| Average | 0.0793 | | | | | | | | | | | | | | | | | | | | | | | | | | | | | | | | | | | | | | | | | | | | | | | | | | | | | | | | | | | | | | | | | | | | | | | | | | | | | | | | | | | | | | | | | | | | | | | | | | | | | | | | | | | | | | | | | | | | | | | | | | | | | | | | | | | | | | | | | | | | | | | | | | |
| Std Dev | 0.0006 | | | | | | | | | | | | | | | | | | | | | | | | | | | | | | | | | | | | | | | | | | | | | | | | | | | | | | | | | | | | | | | | | | | | | | | | | | | | | | | | | | | | | | | | | | | | | | | | | | | | | | | | | | | | | | | | | | | | | | | | | | | | | | | | | | | | | | | | | | | | | | | | | | |
| Rel. Std Dev(%) | 0.7277 | | | | | | | | | | | | | | | | | | | | | | | | | | | | | | | | | | | | | | | | | | | | | | | | | | | | | | | | | | | | | | | | | | | | | | | | | | | | | | | | | | | | | | | | | | | | | | | | | | | | | | | | | | | | | | | | | | | | | | | | | | | | | | | | | | | | | | | | | | | | | | | | | | |

Comments:

Florida Department of Law Enforcement Alcohol Testing Program

DEPARTMENT INSPECTION REPORT - INTOXILYZER 8000

Agency: FHP
Time of Inspection: 15:06

Date of Inspection: 08/30/2022

Serial Number: 80-006046
Software: 8100.27

| Check or Test | YES | NO | Check or Test | YES | NO |
|---|-----|----|--|-----|----|
| Diagnostic Check (Pre-Inspection): OK | Yes | | Date and/or Time Adjusted | | No |
| Minimum Sample Volume Check: OK | Yes | | Barometric Pressure Sensor Check: OK | Yes | |
| Alcohol Free Subject Test: 0.000 | Yes | | Mouth Alcohol Test: Slope Not Met | Yes | |
| Interferent Detect Test: Interferent Detect | Yes | | Diagnostic Check (Post-Inspection): OK | Yes | |

| Alcohol Free Test (g/210L) | 0.05g/210L Test (g/210L) Lot#:202201C Exp: 01/11/2024 | 0.08g/210L Test (g/210L) Lot#:202201D Exp: 01/18/2024 | 0.20g/210L Test (g/210L) Lot#:202201E Exp: 01/18/2024 | 0.08 g/210L Dry Gas Std Test (g/210L) Lot#:00521080A2 Exp: 02/05/2023 |
|----------------------------|---|---|---|---|
| 0.000 | 0.050 | 0.081 | 0.203 | 0.079 |
| 0.000 | 0.051 | 0.080 | 0.204 | 0.078 |
| 0.000 | 0.050 | 0.081 | 0.204 | 0.079 |
| 0.000 | 0.050 | 0.081 | 0.204 | 0.079 |
| 0.000 | 0.051 | 0.081 | 0.204 | 0.079 |
| 0.000 | 0.050 | 0.080 | 0.205 | 0.079 |
| 0.000 | 0.051 | 0.081 | 0.204 | 0.079 |
| 0.000 | 0.050 | 0.080 | 0.204 | 0.079 |
| 0.000 | 0.050 | 0.080 | 0.204 | 0.078 |
| 0.000 | 0.050 | 0.081 | 0.204 | 0.079 |

| | | | | |
|---------------------|--------|--------|--------|--------|
| Standard Deviations | 0.0004 | 0.0005 | 0.0004 | 0.0004 |
|---------------------|--------|--------|--------|--------|

Average Standard Deviation of 0.05, 0.08 and 0.20 g/210L Tests: 0.0004 Number of Simulators Used: 5

Remarks:

The above instrument complies () does not comply () with Chapter 11D-8, FAC.



I certify that I performed this inspection in accordance with the provisions of Chapter 11D-8, FAC.



TAYLOR D GUTSCHOW

Signature and Printed Name

08/30/2022
Date



Florida Department of Law Enforcement
 Alcohol Testing Program
 4700 Terminal Drive, Suite 1
 Ft. Myers, FL 33907

Calibration Certificate

This is to certify the calibration of Intoxilyzer 8000 serial number 80-006046, manufactured by CMI, Inc. was calibrated in accordance with FDLE/ATP Form 36 - Department Inspection Procedures - Intoxilyzer 8000.

| | | | |
|-------------------|-------------------|--------------------------------|-------|
| Serial Number: | <u>80-006046</u> | UNCERTAINTY* ± | |
| Owning Agency: | <u>FHP</u> | 0.050 g/ 210 L | 0.004 |
| Calibration Date: | <u>08/30/2022</u> | 0.080 g/ 210 L | 0.004 |
| Calibration Time: | <u>15:06</u> | 0.200 g/ 210 L | 0.007 |
| | | 0.080 g/ 210 L Dry Gas Control | 0.005 |

All results are reported in g/ 210 L.

Bias is limited by calibration acceptance criteria. All calibration results must be within ± 0.005 or 5%, whichever is greater, of the target alcohol concentration.
 *Uncertainty is based on fleet-wide data and is expressed to a 99.73% level of confidence (k=3).

The instrument results before and after any adjustment are found in the associated pre and post stability checks.

TRACEABILITY INFORMATION

This instrument was calibrated using solutions prepared by Alcohol Countermeasure Systems, Inc. (ACS). ACS prepared and certified these CRMs in accordance with ISO 17034 and ISO/ IEC 17025 Standards.

Simulator temperatures are traceable to NIST. Simulator temperatures are checked with NIST traceable digital thermometers calibrated by Precision Metrology in accordance with ISO/ IEC 17025 standards.

Dry gas control measurements are traceable to NIST through the use of CRMs supplied by an accredited CRM supplier. The supplier of dry gas standard controls prepared and certified the CRMs in accordance with ISO Guide 34 and ISO/ IEC 17025 standards.
 This document shall not be reproduced except in full, without written approval of the Florida Department of Law Enforcement Alcohol Testing Program.



08/30/2022

Date
 TAYLOR D GUTSCHOW,
 Department Inspector

FDLE/ATP Form 69 December 2021
 Issuing Authority: Alcohol Testing Program

Service • Integrity • Respect • Quality

Return Material Authorization

Ship to: CMI, Inc.
 Enforcement Electronics

Shipment to repair facility authorized by: Anthony Dobosiewicz on 2/3/2022

Items Returned: Instrument Supplies Other Describe: _____

Instrument Model: Intoxilyzer 8000 Serial Number: 80-006046

Bill To Address:
Florida Highway Patron
Attn: Anthony Dobosiewicz

Ship to Address:
Florida Department of Law Enforcement
Fort Myers Regional Operations Center
Attn: Alcohol Testing Program
4700 Terminal Drive, Suite 1
Fort Myers, FL 33907

Reason for Return:

Instrument displays "EEPROM Fault, Flow Cal Invalid" upon startup. Was unable to confirm if there are any records on the instrument. During attempted direct-connects, COBRA indicated the serial number of this instrument as 80-000000.

Please choose one of the following options:

- 1. I _____, authorize all repairs.
- 2. I _____, authorize repairs up to \$_____.
- 3. I require an estimate **BEFORE** any repairs will be authorized and/ or conducted.

Please contact: Name: Anthony Dobosiewicz

Phone #: 813-558-1800 Email: AnthonyDobosiewicz@flhsmv.gov

ATP Contact Name: Taylor Gutschow ATP Email: TaylorGutschow@fdle.state.fl.us



INSTRUMENT PROCESSING SHEET

Agency FHP Troop C

s/N 80-006046

Florida Department of
Law Enforcement

Date In 1/31/2022

DI Completion Date _____

Ship P/U H/D CMI EE

| Intake | By TDG | Quality Checks | By | Date | Flow Calibration | By | Date | | | | | | | | | | | | | | | | | | | | | | | | | | | | | | | | | | | | | | | | | | | | | | | | | | | | | | | | | | | | |
|--|---|---|------------|----------|---|----------|-------|-------------|-------|--|---|-------|-------|--|-----------|-----|-------|--|--|--|-------|--|--|--|-------|--|--|--|-----------|-----|--|--|-----------|----------|-------|------------|-------|--|--|--|-------|--|--|--|-------|--|--|--|-----------|-----|--|--|---|--|--|-----------|---------------|-------|--|-------------|--|-------|--|-------|--|-------|--|
| <input checked="" type="checkbox"/> Annual <input type="checkbox"/> Registration <input type="checkbox"/> Return from CMI / EE Visual Inspection: <input checked="" type="checkbox"/> Case <input checked="" type="checkbox"/> Handle <input checked="" type="checkbox"/> Keyboard <input checked="" type="checkbox"/> Dry Gas Shelf <input checked="" type="checkbox"/> Feet <input checked="" type="checkbox"/> Breath Tube <input checked="" type="checkbox"/> Ports <input checked="" type="checkbox"/> Screws Tight Other Equipment/ Accessories: <input type="checkbox"/> Power cord <input type="checkbox"/> Printer Cable <input checked="" type="checkbox"/> Static Bag <input type="checkbox"/> 12V DC Cable Notes: <u>Missing back right foot on DGS shelf. AI reports EEPROM Failure.</u> _____ _____ _____ _____ _____ | | <input type="checkbox"/> Breath Tube Screen <input type="checkbox"/> Replace External O-Rings <input type="checkbox"/> Instrument Set Up Verified <input type="checkbox"/> R-Value _____ <input type="checkbox"/> Flow Verification (L/s) Flow Column # _____ 32 mm _____ (.139 - .169) 36 mm _____ (.156 - .190) 53 mm _____ (.228 - .278) 103 mm _____ (.447 - .547) <input type="checkbox"/> Barometric Pressure Check Gauge ID # _____ <input type="checkbox"/> Stability Checks <table border="1" style="width: 100%; border-collapse: collapse;"> <thead> <tr> <th>Simulator</th> <th>Serial #</th> <th>Lot #/Exp</th> </tr> </thead> <tbody> <tr> <td>0.050</td> <td></td> <td></td> </tr> <tr> <td>0.080</td> <td></td> <td></td> </tr> <tr> <td>0.200</td> <td></td> <td></td> </tr> <tr> <td>0.080 DGS</td> <td>N/A</td> <td></td> </tr> </tbody> </table> | Simulator | Serial # | Lot #/Exp | 0.050 | | | 0.080 | | | 0.200 | | | 0.080 DGS | N/A | | | | Flow Column # _____ <input type="checkbox"/> 5L/min – 17mm <input type="checkbox"/> 15L/min – 53mm <input type="checkbox"/> 30L/min – 103mm <input type="checkbox"/> R-Value _____ <input type="checkbox"/> Post Calibration Verification (L/s) Flow Column # _____ 32 mm _____ (.139 - .169) 36 mm _____ (.156 - .190) 53 mm _____ (.228 - .278) 103 mm _____ (.447 - .547) | | | | | | | | | | | | | | | | | | | | | | | | | | | | | | | | | | | | | | | | | | | | | | | |
| Simulator | Serial # | Lot #/Exp | | | | | | | | | | | | | | | | | | | | | | | | | | | | | | | | | | | | | | | | | | | | | | | | | | | | | | | | | | | | | | | | | |
| 0.050 | | | | | | | | | | | | | | | | | | | | | | | | | | | | | | | | | | | | | | | | | | | | | | | | | | | | | | | | | | | | | | | | | | | |
| 0.080 | | | | | | | | | | | | | | | | | | | | | | | | | | | | | | | | | | | | | | | | | | | | | | | | | | | | | | | | | | | | | | | | | | | |
| 0.200 | | | | | | | | | | | | | | | | | | | | | | | | | | | | | | | | | | | | | | | | | | | | | | | | | | | | | | | | | | | | | | | | | | | |
| 0.080 DGS | N/A | | | | | | | | | | | | | | | | | | | | | | | | | | | | | | | | | | | | | | | | | | | | | | | | | | | | | | | | | | | | | | | | | | |
| Calibration Adjustment | | | | | Department Inspection | | | | | | | | | | | | | | | | | | | | | | | | | | | | | | | | | | | | | | | | | | | | | | | | | | | | | | | | | | | | | | |
| Barometric Pressure Gauge _____ ID # _____ <table border="1" style="width: 100%; border-collapse: collapse;"> <thead> <tr> <th>Simulator</th> <th>Serial #</th> <th>Lot #</th> <th>Expiration</th> </tr> </thead> <tbody> <tr> <td>0.000</td> <td></td> <td>N/A</td> <td>N/A</td> </tr> <tr> <td>0.040</td> <td></td> <td></td> <td></td> </tr> <tr> <td>0.100</td> <td></td> <td></td> <td></td> </tr> <tr> <td>0.200</td> <td></td> <td></td> <td></td> </tr> <tr> <td>0.300</td> <td></td> <td></td> <td></td> </tr> <tr> <td>0.080 DGS</td> <td>N/A</td> <td></td> <td></td> </tr> </tbody> </table> <input type="checkbox"/> Post Calibration Adjustment Stability Checks <table border="1" style="width: 100%; border-collapse: collapse;"> <thead> <tr> <th>Simulator</th> <th>Serial #</th> <th>Lot #</th> <th>Expiration</th> </tr> </thead> <tbody> <tr> <td>0.050</td> <td></td> <td></td> <td></td> </tr> <tr> <td>0.080</td> <td></td> <td></td> <td></td> </tr> <tr> <td>0.200</td> <td></td> <td></td> <td></td> </tr> <tr> <td>0.080 DGS</td> <td>N/A</td> <td></td> <td></td> </tr> </tbody> </table> | | | | | Simulator | Serial # | Lot # | Expiration | 0.000 | | N/A | N/A | 0.040 | | | | 0.100 | | | | 0.200 | | | | 0.300 | | | | 0.080 DGS | N/A | | | Simulator | Serial # | Lot # | Expiration | 0.050 | | | | 0.080 | | | | 0.200 | | | | 0.080 DGS | N/A | | | Barometric Pressure ID# _____ Gauge _____ Instrument _____ Mouth Alcohol Solution Lot # _____ Acetone Stock Solution Lot # _____ <table border="1" style="width: 100%; border-collapse: collapse;"> <thead> <tr> <th>Simulator</th> <th>Serial Number</th> </tr> </thead> <tbody> <tr> <td>0.000</td> <td></td> </tr> <tr> <td>Interferent</td> <td></td> </tr> <tr> <td>0.050</td> <td></td> </tr> <tr> <td>0.080</td> <td></td> </tr> <tr> <td>0.200</td> <td></td> </tr> </tbody> </table> | | | Simulator | Serial Number | 0.000 | | Interferent | | 0.050 | | 0.080 | | 0.200 | |
| Simulator | Serial # | Lot # | Expiration | | | | | | | | | | | | | | | | | | | | | | | | | | | | | | | | | | | | | | | | | | | | | | | | | | | | | | | | | | | | | | | | |
| 0.000 | | N/A | N/A | | | | | | | | | | | | | | | | | | | | | | | | | | | | | | | | | | | | | | | | | | | | | | | | | | | | | | | | | | | | | | | | |
| 0.040 | | | | | | | | | | | | | | | | | | | | | | | | | | | | | | | | | | | | | | | | | | | | | | | | | | | | | | | | | | | | | | | | | | | |
| 0.100 | | | | | | | | | | | | | | | | | | | | | | | | | | | | | | | | | | | | | | | | | | | | | | | | | | | | | | | | | | | | | | | | | | | |
| 0.200 | | | | | | | | | | | | | | | | | | | | | | | | | | | | | | | | | | | | | | | | | | | | | | | | | | | | | | | | | | | | | | | | | | | |
| 0.300 | | | | | | | | | | | | | | | | | | | | | | | | | | | | | | | | | | | | | | | | | | | | | | | | | | | | | | | | | | | | | | | | | | | |
| 0.080 DGS | N/A | | | | | | | | | | | | | | | | | | | | | | | | | | | | | | | | | | | | | | | | | | | | | | | | | | | | | | | | | | | | | | | | | | |
| Simulator | Serial # | Lot # | Expiration | | | | | | | | | | | | | | | | | | | | | | | | | | | | | | | | | | | | | | | | | | | | | | | | | | | | | | | | | | | | | | | | |
| 0.050 | | | | | | | | | | | | | | | | | | | | | | | | | | | | | | | | | | | | | | | | | | | | | | | | | | | | | | | | | | | | | | | | | | | |
| 0.080 | | | | | | | | | | | | | | | | | | | | | | | | | | | | | | | | | | | | | | | | | | | | | | | | | | | | | | | | | | | | | | | | | | | |
| 0.200 | | | | | | | | | | | | | | | | | | | | | | | | | | | | | | | | | | | | | | | | | | | | | | | | | | | | | | | | | | | | | | | | | | | |
| 0.080 DGS | N/A | | | | | | | | | | | | | | | | | | | | | | | | | | | | | | | | | | | | | | | | | | | | | | | | | | | | | | | | | | | | | | | | | | |
| Simulator | Serial Number | | | | | | | | | | | | | | | | | | | | | | | | | | | | | | | | | | | | | | | | | | | | | | | | | | | | | | | | | | | | | | | | | | |
| 0.000 | | | | | | | | | | | | | | | | | | | | | | | | | | | | | | | | | | | | | | | | | | | | | | | | | | | | | | | | | | | | | | | | | | | |
| Interferent | | | | | | | | | | | | | | | | | | | | | | | | | | | | | | | | | | | | | | | | | | | | | | | | | | | | | | | | | | | | | | | | | | | |
| 0.050 | | | | | | | | | | | | | | | | | | | | | | | | | | | | | | | | | | | | | | | | | | | | | | | | | | | | | | | | | | | | | | | | | | | |
| 0.080 | | | | | | | | | | | | | | | | | | | | | | | | | | | | | | | | | | | | | | | | | | | | | | | | | | | | | | | | | | | | | | | | | | | |
| 0.200 | | | | | | | | | | | | | | | | | | | | | | | | | | | | | | | | | | | | | | | | | | | | | | | | | | | | | | | | | | | | | | | | | | | |
| Notes/Suggested Service: <u>Instrument displays "EEPROM Fault, Flow Cal Invalid" upon startup. Instrument will be sent to repair. AI reports uploading after last inspection but cannot be verified (unable to direct connect due to instrument believing its serial number is 80-000000). Added rubber caps for shipping. (TDG)</u> _____ _____ | | | | | <table border="1" style="width: 100%; border-collapse: collapse;"> <thead> <tr> <th colspan="2">Attachments</th> </tr> </thead> <tbody> <tr> <td> <input type="checkbox"/> Form 41 <input type="checkbox"/> Stability Checks <input type="checkbox"/> Calibration Certificate <input type="checkbox"/> Calibration Adjustment </td> <td> <input type="checkbox"/> Post-Stability Checks <input type="checkbox"/> Flow Calibration <input type="checkbox"/> Form 40 <input checked="" type="checkbox"/> Other <u>Form 51</u> </td> </tr> </tbody> </table> | | | Attachments | | <input type="checkbox"/> Form 41 <input type="checkbox"/> Stability Checks <input type="checkbox"/> Calibration Certificate <input type="checkbox"/> Calibration Adjustment | <input type="checkbox"/> Post-Stability Checks <input type="checkbox"/> Flow Calibration <input type="checkbox"/> Form 40 <input checked="" type="checkbox"/> Other <u>Form 51</u> | | | | | | | | | | | | | | | | | | | | | | | | | | | | | | | | | | | | | | | | | | | | | | | | | | | | | | | | |
| Attachments | | | | | | | | | | | | | | | | | | | | | | | | | | | | | | | | | | | | | | | | | | | | | | | | | | | | | | | | | | | | | | | | | | | |
| <input type="checkbox"/> Form 41 <input type="checkbox"/> Stability Checks <input type="checkbox"/> Calibration Certificate <input type="checkbox"/> Calibration Adjustment | <input type="checkbox"/> Post-Stability Checks <input type="checkbox"/> Flow Calibration <input type="checkbox"/> Form 40 <input checked="" type="checkbox"/> Other <u>Form 51</u> | | | | | | | | | | | | | | | | | | | | | | | | | | | | | | | | | | | | | | | | | | | | | | | | | | | | | | | | | | | | | | | | | | |
| <input type="checkbox"/> Instrument Complies with Chapter 11D-8, FAC <input type="checkbox"/> Instrument Does Not Comply with Chapter 11D-8, FAC <input type="checkbox"/> Return to/Place into Evidentiary Use <input type="checkbox"/> Remain Out of Evidentiary Use <input type="checkbox"/> Conduct an Agency Inspection Before Evidentiary Use | | | | | Tech Review / Date _____ Admin Review / Date _____ | | | | | | | | | | | | | | | | | | | | | | | | | | | | | | | | | | | | | | | | | | | | | | | | | | | | | | | | | | | | | | |



INSTRUMENT PROCESSING SHEET

Agency FHPS/N 80-006046Florida Department of
Law EnforcementDate In 6/17/2022DI Completion Date 6/27/2022 Ship P/U H/D CMI EE

| Intake | By TDG | Quality Checks | By TDG | Date <u>6/27/2022</u> | Flow Calibration | By | Date | | | | | | | | | | | | | | | | | | | | | | | | | | | | | | | | | | | | | | | | |
|---|---------------|---|------------|--|--|---------------------|------------|-------|--------|-----------------------|-------|-----------------------|-------|--------|-----------------------|-----------|-------------------------------|--|--|-----------|-----|--|--|--|--|--|--|-----------|-----|--|--|---|--|--|--|-----------|---------------|-------|--------|-------------|--------|-------|--------|-------|--------|-------|--------|
| <input checked="" type="checkbox"/> Annual <input type="checkbox"/> Registration <input checked="" type="checkbox"/> Return from CMI / EE Visual Inspection: <input checked="" type="checkbox"/> Case <input checked="" type="checkbox"/> Handle <input checked="" type="checkbox"/> Keyboard <input checked="" type="checkbox"/> Dry Gas Shelf <input checked="" type="checkbox"/> Feet <input checked="" type="checkbox"/> Breath Tube <input checked="" type="checkbox"/> Ports <input checked="" type="checkbox"/> Screws Tight Other Equipment/ Accessories: <input type="checkbox"/> Power cord <input type="checkbox"/> Printer Cable <input checked="" type="checkbox"/> Static Bag <input type="checkbox"/> 12V DC Cable Notes: <u>Missing back right foot on DGS shelf</u> _____ _____ _____ _____ _____ _____ | | <input checked="" type="checkbox"/> Breath Tube Screen <input checked="" type="checkbox"/> Replace External O-Rings <input checked="" type="checkbox"/> Instrument Set Up Verified <input checked="" type="checkbox"/> R-Value <u>224</u> <input checked="" type="checkbox"/> Flow Verification (L/s) Flow Column # <u>ATP104</u> 32 mm <u>0.152</u> (.139 - .169) 36 mm <u>0.164</u> (.156 - .190) 53 mm <u>0.234</u> (.228 - .278) 103 mm <u>0.496</u> (.447 - .547) <input checked="" type="checkbox"/> Barometric Pressure Check Gauge ID # <u>68639</u> <input checked="" type="checkbox"/> Stability Checks | | | Flow Column # _____ <input type="checkbox"/> 5L/min – 17mm <input type="checkbox"/> 15L/min – 53mm <input type="checkbox"/> 30L/min – 103mm <input type="checkbox"/> R-Value _____ <input type="checkbox"/> Post Calibration Verification (L/s) Flow Column # _____ 32 mm _____ (.139 - .169) 36 mm _____ (.156 - .190) 53 mm _____ (.228 - .278) 103 mm _____ (.447 - .547) | | | | | | | | | | | | | | | | | | | | | | | | | | | | | | | | | | | | | | | | | | |
| | | | | <table border="1" style="width:100%; border-collapse: collapse;"> <thead> <tr> <th>Simulator</th> <th>Serial #</th> <th>Lot #/Exp</th> </tr> </thead> <tbody> <tr> <td>0.050</td> <td rowspan="2">MP4863</td> <td>202201C 01/11/2024</td> </tr> <tr> <td>0.080</td> <td>202201D 01/18/2024</td> </tr> <tr> <td>0.200</td> <td rowspan="2">MP5097</td> <td>202201E 01/18/2024</td> </tr> <tr> <td>0.080 DGS</td> <td>N/A AG115904 06/08/2023</td> </tr> </tbody> </table> | Simulator | Serial # | Lot #/Exp | 0.050 | MP4863 | 202201C 01/11/2024 | 0.080 | 202201D 01/18/2024 | 0.200 | MP5097 | 202201E 01/18/2024 | 0.080 DGS | N/A AG115904 06/08/2023 | Maintenance By _____ <input type="checkbox"/> Battery Replacement <input type="checkbox"/> Dry Gas Regulator Replacement <input type="checkbox"/> Breath Tube Replacement <input type="checkbox"/> Other _____ _____ _____ _____ | | | | | | | | | | | | | | | | | | | | | | | | | | | | | |
| Simulator | Serial # | Lot #/Exp | | | | | | | | | | | | | | | | | | | | | | | | | | | | | | | | | | | | | | | | | | | | | |
| 0.050 | MP4863 | 202201C 01/11/2024 | | | | | | | | | | | | | | | | | | | | | | | | | | | | | | | | | | | | | | | | | | | | | |
| 0.080 | | 202201D 01/18/2024 | | | | | | | | | | | | | | | | | | | | | | | | | | | | | | | | | | | | | | | | | | | | | |
| 0.200 | MP5097 | 202201E 01/18/2024 | | | | | | | | | | | | | | | | | | | | | | | | | | | | | | | | | | | | | | | | | | | | | |
| 0.080 DGS | | N/A AG115904 06/08/2023 | | | | | | | | | | | | | | | | | | | | | | | | | | | | | | | | | | | | | | | | | | | | | |
| Calibration Adjustment By _____ | | | | Department Inspection By <u>TDG</u> | | | | | | | | | | | | | | | | | | | | | | | | | | | | | | | | | | | | | | | | | | | |
| Barometric Pressure Gauge _____ ID # _____ <table border="1" style="width:100%; border-collapse: collapse;"> <thead> <tr> <th>Simulator</th> <th>Serial #</th> <th>Lot #</th> <th>Expiration</th> </tr> </thead> <tbody> <tr> <td>0.000</td> <td></td> <td>N/A</td> <td>N/A</td> </tr> <tr> <td>0.040</td> <td></td> <td></td> <td></td> </tr> <tr> <td>0.100</td> <td></td> <td></td> <td></td> </tr> <tr> <td>0.200</td> <td></td> <td></td> <td></td> </tr> <tr> <td>0.300</td> <td></td> <td></td> <td></td> </tr> <tr> <td>0.080 DGS</td> <td>N/A</td> <td></td> <td></td> </tr> </tbody> </table> | | | | Simulator | Serial # | Lot # | Expiration | 0.000 | | N/A | N/A | 0.040 | | | | 0.100 | | | | 0.200 | | | | 0.300 | | | | 0.080 DGS | N/A | | | Barometric Pressure ID# <u>28199</u> Gauge <u>1016</u> Instrument <u>1017</u> Mouth Alcohol Solution Lot # <u>2021-D</u> Acetone Stock Solution Lot # <u>2021-C</u> <table border="1" style="width:100%; border-collapse: collapse;"> <thead> <tr> <th>Simulator</th> <th>Serial Number</th> </tr> </thead> <tbody> <tr> <td>0.000</td> <td>SD1014</td> </tr> <tr> <td>Interferent</td> <td>SD1017</td> </tr> <tr> <td>0.050</td> <td>MP4863</td> </tr> <tr> <td>0.080</td> <td>MP4864</td> </tr> <tr> <td>0.200</td> <td>MP5097</td> </tr> </tbody> </table> | | | | Simulator | Serial Number | 0.000 | SD1014 | Interferent | SD1017 | 0.050 | MP4863 | 0.080 | MP4864 | 0.200 | MP5097 |
| Simulator | Serial # | Lot # | Expiration | | | | | | | | | | | | | | | | | | | | | | | | | | | | | | | | | | | | | | | | | | | | |
| 0.000 | | N/A | N/A | | | | | | | | | | | | | | | | | | | | | | | | | | | | | | | | | | | | | | | | | | | | |
| 0.040 | | | | | | | | | | | | | | | | | | | | | | | | | | | | | | | | | | | | | | | | | | | | | | | |
| 0.100 | | | | | | | | | | | | | | | | | | | | | | | | | | | | | | | | | | | | | | | | | | | | | | | |
| 0.200 | | | | | | | | | | | | | | | | | | | | | | | | | | | | | | | | | | | | | | | | | | | | | | | |
| 0.300 | | | | | | | | | | | | | | | | | | | | | | | | | | | | | | | | | | | | | | | | | | | | | | | |
| 0.080 DGS | N/A | | | | | | | | | | | | | | | | | | | | | | | | | | | | | | | | | | | | | | | | | | | | | | |
| Simulator | Serial Number | | | | | | | | | | | | | | | | | | | | | | | | | | | | | | | | | | | | | | | | | | | | | | |
| 0.000 | SD1014 | | | | | | | | | | | | | | | | | | | | | | | | | | | | | | | | | | | | | | | | | | | | | | |
| Interferent | SD1017 | | | | | | | | | | | | | | | | | | | | | | | | | | | | | | | | | | | | | | | | | | | | | | |
| 0.050 | MP4863 | | | | | | | | | | | | | | | | | | | | | | | | | | | | | | | | | | | | | | | | | | | | | | |
| 0.080 | MP4864 | | | | | | | | | | | | | | | | | | | | | | | | | | | | | | | | | | | | | | | | | | | | | | |
| 0.200 | MP5097 | | | | | | | | | | | | | | | | | | | | | | | | | | | | | | | | | | | | | | | | | | | | | | |
| <input type="checkbox"/> Post Calibration Adjustment Stability Checks <table border="1" style="width:100%; border-collapse: collapse;"> <thead> <tr> <th>Simulator</th> <th>Serial #</th> <th>Lot #</th> <th>Expiration</th> </tr> </thead> <tbody> <tr> <td>0.050</td> <td></td> <td></td> <td></td> </tr> <tr> <td>0.080</td> <td></td> <td></td> <td></td> </tr> <tr> <td>0.200</td> <td></td> <td></td> <td></td> </tr> <tr> <td>0.080 DGS</td> <td>N/A</td> <td></td> <td></td> </tr> </tbody> </table> | | | | Simulator | Serial # | Lot # | Expiration | 0.050 | | | | 0.080 | | | | 0.200 | | | | 0.080 DGS | N/A | | | Attachments <input checked="" type="checkbox"/> Form 41 <input checked="" type="checkbox"/> Stability Checks <input checked="" type="checkbox"/> Calibration Certificate <input type="checkbox"/> Calibration Adjustment <input type="checkbox"/> Post-Stability Checks <input type="checkbox"/> Flow Calibration <input type="checkbox"/> Form 40 <input type="checkbox"/> Other _____ | | | | | | | | | | | | | | | | | | | | | | | |
| Simulator | Serial # | Lot # | Expiration | | | | | | | | | | | | | | | | | | | | | | | | | | | | | | | | | | | | | | | | | | | | |
| 0.050 | | | | | | | | | | | | | | | | | | | | | | | | | | | | | | | | | | | | | | | | | | | | | | | |
| 0.080 | | | | | | | | | | | | | | | | | | | | | | | | | | | | | | | | | | | | | | | | | | | | | | | |
| 0.200 | | | | | | | | | | | | | | | | | | | | | | | | | | | | | | | | | | | | | | | | | | | | | | | |
| 0.080 DGS | N/A | | | | | | | | | | | | | | | | | | | | | | | | | | | | | | | | | | | | | | | | | | | | | | |
| Notes/Suggested Service: _____ _____ _____ _____ _____ _____ | | | | <input checked="" type="checkbox"/> Instrument Complies with Chapter 11D-8, FAC <input type="checkbox"/> Instrument Does Not Comply with Chapter 11D-8, FAC <input checked="" type="checkbox"/> Return to/Place into Evidentiary Use <input type="checkbox"/> Remain Out of Evidentiary Use <input checked="" type="checkbox"/> Conduct an Agency Inspection Before Evidentiary Use _____ 2022.06 | | | | | | | | | | | | | | | | | | | | | | | | | | | | | | | | | | | | | | | | | | | |
| | | | | Israel Soto <small>Digitally signed by Israel Soto Date: 2022.06.27 14:22:55 -0400</small> | | 30 11:34:3 | | | | | | | | | | | | | | | | | | | | | | | | | | | | | | | | | | | | | | | | | |
| | | | | Tech Review / Date | | Admin Review / Date | | | | | | | | | | | | | | | | | | | | | | | | | | | | | | | | | | | | | | | | | |

| | | | | |
|--------------|---------------|--------|------------|---------------|
| Type of Test | Serial Number | Agency | Date | Performed By |
| Stabilities | 80-00046 | FHP | 06/27/2022 | TDG <i>ML</i> |

| 0.05g/210L | 0.08g/210L | 0.20g/210L | DGS 0.08g/210L | | | | | | | | | | | | | | | | | | | | | | | | | | | | | | | | | | | | | | | | | | | | | | | | | | | | | | | | | | | | | | | | | | | | | | | | | | | | | | | | | | | | | | | | | | | | | | | | | | | | | | | | | | | | | | | | | | | | | | | | | | | | | | | | | | | | | | | | | | | | | | | | |
|--|------------|------------|----------------|-----------|-------|-------|--------------|-------|-------|-----------|-------|-------|--------------|-------|-------|-----------|-------|-------|--------------|-------|-------|-----------|-------|-------|--------------------|--|--|---------|--------|--|---------|--------|--|----------------|--------|--|--|------|--------|------|-----------|-------|-------|--------------|-------|-------|-----------|-------|-------|--------------|-------|-------|-----------|-------|-------|--------------|-------|-------|-----------|-------|-------|--------------------|--|--|---------|--------|--|---------|--------|--|----------------|--------|--|--|------|--------|------|-----------|-------|-------|--------------|-------|-------|-----------|-------|-------|--------------|-------|-------|-----------|-------|-------|--------------|-------|-------|-----------|-------|-------|--------------------|--|--|---------|--------|--|---------|--------|--|----------------|--------|--|--|------|--------|------|-----------|-------|-------|--------------|-------|-------|-----------|-------|-------|--------------|-------|-------|-----------|-------|-------|--------------|-------|-------|-----------|-------|-------|--------------------|--|--|---------|--------|--|---------|--------|--|----------------|--------|--|
| <p>0.047 to 0.053 ✓</p> <p>FHP Intoxilyzer - Alcohol Analyzer Model 8000 SN 80-006046 06/27/2022 Software: 8100.27</p> <table border="1"> <thead> <tr> <th>Test</th> <th>g/210L</th> <th>Time</th> </tr> </thead> <tbody> <tr><td>Air Blank</td><td>0.000</td><td>09:54</td></tr> <tr><td>Control Test</td><td>0.050</td><td>09:55</td></tr> <tr><td>Air Blank</td><td>0.000</td><td>09:55</td></tr> <tr><td>Control Test</td><td>0.050</td><td>09:56</td></tr> <tr><td>Air Blank</td><td>0.000</td><td>09:56</td></tr> <tr><td>Control Test</td><td>0.050</td><td>09:57</td></tr> <tr><td>Air Blank</td><td>0.000</td><td>09:58</td></tr> <tr><td>Control Test Stats</td><td></td><td></td></tr> <tr><td>Average</td><td>0.0500</td><td></td></tr> <tr><td>Std Dev</td><td>0.0000</td><td></td></tr> <tr><td>Rel Std Dev(%)</td><td>0.0000</td><td></td></tr> </tbody> </table> <p>Operator's Signature <i>ML</i></p> | Test | g/210L | Time | Air Blank | 0.000 | 09:54 | Control Test | 0.050 | 09:55 | Air Blank | 0.000 | 09:55 | Control Test | 0.050 | 09:56 | Air Blank | 0.000 | 09:56 | Control Test | 0.050 | 09:57 | Air Blank | 0.000 | 09:58 | Control Test Stats | | | Average | 0.0500 | | Std Dev | 0.0000 | | Rel Std Dev(%) | 0.0000 | | <p>0.077 to 0.083 ✓</p> <p>FHP Intoxilyzer - Alcohol Analyzer Model 8000 SN 80-006046 06/27/2022 Software: 8100.27</p> <table border="1"> <thead> <tr> <th>Test</th> <th>g/210L</th> <th>Time</th> </tr> </thead> <tbody> <tr><td>Air Blank</td><td>0.000</td><td>10:03</td></tr> <tr><td>Control Test</td><td>0.080</td><td>10:04</td></tr> <tr><td>Air Blank</td><td>0.000</td><td>10:04</td></tr> <tr><td>Control Test</td><td>0.079</td><td>10:05</td></tr> <tr><td>Air Blank</td><td>0.000</td><td>10:05</td></tr> <tr><td>Control Test</td><td>0.079</td><td>10:06</td></tr> <tr><td>Air Blank</td><td>0.000</td><td>10:07</td></tr> <tr><td>Control Test Stats</td><td></td><td></td></tr> <tr><td>Average</td><td>0.0793</td><td></td></tr> <tr><td>Std Dev</td><td>0.0006</td><td></td></tr> <tr><td>Rel Std Dev(%)</td><td>0.7277</td><td></td></tr> </tbody> </table> <p>Operator's Signature <i>ML</i></p> | Test | g/210L | Time | Air Blank | 0.000 | 10:03 | Control Test | 0.080 | 10:04 | Air Blank | 0.000 | 10:04 | Control Test | 0.079 | 10:05 | Air Blank | 0.000 | 10:05 | Control Test | 0.079 | 10:06 | Air Blank | 0.000 | 10:07 | Control Test Stats | | | Average | 0.0793 | | Std Dev | 0.0006 | | Rel Std Dev(%) | 0.7277 | | <p>0.194 to 0.206 ✓</p> <p>FHP Intoxilyzer - Alcohol Analyzer Model 8000 SN 80-006046 06/27/2022 Software: 8100.27</p> <table border="1"> <thead> <tr> <th>Test</th> <th>g/210L</th> <th>Time</th> </tr> </thead> <tbody> <tr><td>Air Blank</td><td>0.000</td><td>10:10</td></tr> <tr><td>Control Test</td><td>0.202</td><td>10:11</td></tr> <tr><td>Air Blank</td><td>0.000</td><td>10:11</td></tr> <tr><td>Control Test</td><td>0.202</td><td>10:12</td></tr> <tr><td>Air Blank</td><td>0.000</td><td>10:13</td></tr> <tr><td>Control Test</td><td>0.202</td><td>10:13</td></tr> <tr><td>Air Blank</td><td>0.000</td><td>10:14</td></tr> <tr><td>Control Test Stats</td><td></td><td></td></tr> <tr><td>Average</td><td>0.2020</td><td></td></tr> <tr><td>Std Dev</td><td>0.0000</td><td></td></tr> <tr><td>Rel Std Dev(%)</td><td>0.0000</td><td></td></tr> </tbody> </table> <p>Operator's Signature <i>ML</i></p> | Test | g/210L | Time | Air Blank | 0.000 | 10:10 | Control Test | 0.202 | 10:11 | Air Blank | 0.000 | 10:11 | Control Test | 0.202 | 10:12 | Air Blank | 0.000 | 10:13 | Control Test | 0.202 | 10:13 | Air Blank | 0.000 | 10:14 | Control Test Stats | | | Average | 0.2020 | | Std Dev | 0.0000 | | Rel Std Dev(%) | 0.0000 | | <p>0.077 to 0.083 ✓</p> <p>FHP Intoxilyzer - Alcohol Analyzer Model 8000 SN 80-006046 06/27/2022 Software: 8100.27</p> <table border="1"> <thead> <tr> <th>Test</th> <th>g/210L</th> <th>Time</th> </tr> </thead> <tbody> <tr><td>Air Blank</td><td>0.000</td><td>10:16</td></tr> <tr><td>Control Test</td><td>0.078</td><td>10:16</td></tr> <tr><td>Air Blank</td><td>0.000</td><td>10:17</td></tr> <tr><td>Control Test</td><td>0.078</td><td>10:17</td></tr> <tr><td>Air Blank</td><td>0.000</td><td>10:17</td></tr> <tr><td>Control Test</td><td>0.078</td><td>10:18</td></tr> <tr><td>Air Blank</td><td>0.000</td><td>10:18</td></tr> <tr><td>Control Test Stats</td><td></td><td></td></tr> <tr><td>Average</td><td>0.0780</td><td></td></tr> <tr><td>Std Dev</td><td>0.0000</td><td></td></tr> <tr><td>Rel Std Dev(%)</td><td>0.0000</td><td></td></tr> </tbody> </table> <p>Operator's Signature <i>ML</i></p> | Test | g/210L | Time | Air Blank | 0.000 | 10:16 | Control Test | 0.078 | 10:16 | Air Blank | 0.000 | 10:17 | Control Test | 0.078 | 10:17 | Air Blank | 0.000 | 10:17 | Control Test | 0.078 | 10:18 | Air Blank | 0.000 | 10:18 | Control Test Stats | | | Average | 0.0780 | | Std Dev | 0.0000 | | Rel Std Dev(%) | 0.0000 | |
| Test | g/210L | Time | | | | | | | | | | | | | | | | | | | | | | | | | | | | | | | | | | | | | | | | | | | | | | | | | | | | | | | | | | | | | | | | | | | | | | | | | | | | | | | | | | | | | | | | | | | | | | | | | | | | | | | | | | | | | | | | | | | | | | | | | | | | | | | | | | | | | | | | | | | | | | | | | |
| Air Blank | 0.000 | 09:54 | | | | | | | | | | | | | | | | | | | | | | | | | | | | | | | | | | | | | | | | | | | | | | | | | | | | | | | | | | | | | | | | | | | | | | | | | | | | | | | | | | | | | | | | | | | | | | | | | | | | | | | | | | | | | | | | | | | | | | | | | | | | | | | | | | | | | | | | | | | | | | | | | |
| Control Test | 0.050 | 09:55 | | | | | | | | | | | | | | | | | | | | | | | | | | | | | | | | | | | | | | | | | | | | | | | | | | | | | | | | | | | | | | | | | | | | | | | | | | | | | | | | | | | | | | | | | | | | | | | | | | | | | | | | | | | | | | | | | | | | | | | | | | | | | | | | | | | | | | | | | | | | | | | | | |
| Air Blank | 0.000 | 09:55 | | | | | | | | | | | | | | | | | | | | | | | | | | | | | | | | | | | | | | | | | | | | | | | | | | | | | | | | | | | | | | | | | | | | | | | | | | | | | | | | | | | | | | | | | | | | | | | | | | | | | | | | | | | | | | | | | | | | | | | | | | | | | | | | | | | | | | | | | | | | | | | | | |
| Control Test | 0.050 | 09:56 | | | | | | | | | | | | | | | | | | | | | | | | | | | | | | | | | | | | | | | | | | | | | | | | | | | | | | | | | | | | | | | | | | | | | | | | | | | | | | | | | | | | | | | | | | | | | | | | | | | | | | | | | | | | | | | | | | | | | | | | | | | | | | | | | | | | | | | | | | | | | | | | | |
| Air Blank | 0.000 | 09:56 | | | | | | | | | | | | | | | | | | | | | | | | | | | | | | | | | | | | | | | | | | | | | | | | | | | | | | | | | | | | | | | | | | | | | | | | | | | | | | | | | | | | | | | | | | | | | | | | | | | | | | | | | | | | | | | | | | | | | | | | | | | | | | | | | | | | | | | | | | | | | | | | | |
| Control Test | 0.050 | 09:57 | | | | | | | | | | | | | | | | | | | | | | | | | | | | | | | | | | | | | | | | | | | | | | | | | | | | | | | | | | | | | | | | | | | | | | | | | | | | | | | | | | | | | | | | | | | | | | | | | | | | | | | | | | | | | | | | | | | | | | | | | | | | | | | | | | | | | | | | | | | | | | | | | |
| Air Blank | 0.000 | 09:58 | | | | | | | | | | | | | | | | | | | | | | | | | | | | | | | | | | | | | | | | | | | | | | | | | | | | | | | | | | | | | | | | | | | | | | | | | | | | | | | | | | | | | | | | | | | | | | | | | | | | | | | | | | | | | | | | | | | | | | | | | | | | | | | | | | | | | | | | | | | | | | | | | |
| Control Test Stats | | | | | | | | | | | | | | | | | | | | | | | | | | | | | | | | | | | | | | | | | | | | | | | | | | | | | | | | | | | | | | | | | | | | | | | | | | | | | | | | | | | | | | | | | | | | | | | | | | | | | | | | | | | | | | | | | | | | | | | | | | | | | | | | | | | | | | | | | | | | | | | | | | | |
| Average | 0.0500 | | | | | | | | | | | | | | | | | | | | | | | | | | | | | | | | | | | | | | | | | | | | | | | | | | | | | | | | | | | | | | | | | | | | | | | | | | | | | | | | | | | | | | | | | | | | | | | | | | | | | | | | | | | | | | | | | | | | | | | | | | | | | | | | | | | | | | | | | | | | | | | | | | |
| Std Dev | 0.0000 | | | | | | | | | | | | | | | | | | | | | | | | | | | | | | | | | | | | | | | | | | | | | | | | | | | | | | | | | | | | | | | | | | | | | | | | | | | | | | | | | | | | | | | | | | | | | | | | | | | | | | | | | | | | | | | | | | | | | | | | | | | | | | | | | | | | | | | | | | | | | | | | | | |
| Rel Std Dev(%) | 0.0000 | | | | | | | | | | | | | | | | | | | | | | | | | | | | | | | | | | | | | | | | | | | | | | | | | | | | | | | | | | | | | | | | | | | | | | | | | | | | | | | | | | | | | | | | | | | | | | | | | | | | | | | | | | | | | | | | | | | | | | | | | | | | | | | | | | | | | | | | | | | | | | | | | | |
| Test | g/210L | Time | | | | | | | | | | | | | | | | | | | | | | | | | | | | | | | | | | | | | | | | | | | | | | | | | | | | | | | | | | | | | | | | | | | | | | | | | | | | | | | | | | | | | | | | | | | | | | | | | | | | | | | | | | | | | | | | | | | | | | | | | | | | | | | | | | | | | | | | | | | | | | | | | |
| Air Blank | 0.000 | 10:03 | | | | | | | | | | | | | | | | | | | | | | | | | | | | | | | | | | | | | | | | | | | | | | | | | | | | | | | | | | | | | | | | | | | | | | | | | | | | | | | | | | | | | | | | | | | | | | | | | | | | | | | | | | | | | | | | | | | | | | | | | | | | | | | | | | | | | | | | | | | | | | | | | |
| Control Test | 0.080 | 10:04 | | | | | | | | | | | | | | | | | | | | | | | | | | | | | | | | | | | | | | | | | | | | | | | | | | | | | | | | | | | | | | | | | | | | | | | | | | | | | | | | | | | | | | | | | | | | | | | | | | | | | | | | | | | | | | | | | | | | | | | | | | | | | | | | | | | | | | | | | | | | | | | | | |
| Air Blank | 0.000 | 10:04 | | | | | | | | | | | | | | | | | | | | | | | | | | | | | | | | | | | | | | | | | | | | | | | | | | | | | | | | | | | | | | | | | | | | | | | | | | | | | | | | | | | | | | | | | | | | | | | | | | | | | | | | | | | | | | | | | | | | | | | | | | | | | | | | | | | | | | | | | | | | | | | | | |
| Control Test | 0.079 | 10:05 | | | | | | | | | | | | | | | | | | | | | | | | | | | | | | | | | | | | | | | | | | | | | | | | | | | | | | | | | | | | | | | | | | | | | | | | | | | | | | | | | | | | | | | | | | | | | | | | | | | | | | | | | | | | | | | | | | | | | | | | | | | | | | | | | | | | | | | | | | | | | | | | | |
| Air Blank | 0.000 | 10:05 | | | | | | | | | | | | | | | | | | | | | | | | | | | | | | | | | | | | | | | | | | | | | | | | | | | | | | | | | | | | | | | | | | | | | | | | | | | | | | | | | | | | | | | | | | | | | | | | | | | | | | | | | | | | | | | | | | | | | | | | | | | | | | | | | | | | | | | | | | | | | | | | | |
| Control Test | 0.079 | 10:06 | | | | | | | | | | | | | | | | | | | | | | | | | | | | | | | | | | | | | | | | | | | | | | | | | | | | | | | | | | | | | | | | | | | | | | | | | | | | | | | | | | | | | | | | | | | | | | | | | | | | | | | | | | | | | | | | | | | | | | | | | | | | | | | | | | | | | | | | | | | | | | | | | |
| Air Blank | 0.000 | 10:07 | | | | | | | | | | | | | | | | | | | | | | | | | | | | | | | | | | | | | | | | | | | | | | | | | | | | | | | | | | | | | | | | | | | | | | | | | | | | | | | | | | | | | | | | | | | | | | | | | | | | | | | | | | | | | | | | | | | | | | | | | | | | | | | | | | | | | | | | | | | | | | | | | |
| Control Test Stats | | | | | | | | | | | | | | | | | | | | | | | | | | | | | | | | | | | | | | | | | | | | | | | | | | | | | | | | | | | | | | | | | | | | | | | | | | | | | | | | | | | | | | | | | | | | | | | | | | | | | | | | | | | | | | | | | | | | | | | | | | | | | | | | | | | | | | | | | | | | | | | | | | | |
| Average | 0.0793 | | | | | | | | | | | | | | | | | | | | | | | | | | | | | | | | | | | | | | | | | | | | | | | | | | | | | | | | | | | | | | | | | | | | | | | | | | | | | | | | | | | | | | | | | | | | | | | | | | | | | | | | | | | | | | | | | | | | | | | | | | | | | | | | | | | | | | | | | | | | | | | | | | |
| Std Dev | 0.0006 | | | | | | | | | | | | | | | | | | | | | | | | | | | | | | | | | | | | | | | | | | | | | | | | | | | | | | | | | | | | | | | | | | | | | | | | | | | | | | | | | | | | | | | | | | | | | | | | | | | | | | | | | | | | | | | | | | | | | | | | | | | | | | | | | | | | | | | | | | | | | | | | | | |
| Rel Std Dev(%) | 0.7277 | | | | | | | | | | | | | | | | | | | | | | | | | | | | | | | | | | | | | | | | | | | | | | | | | | | | | | | | | | | | | | | | | | | | | | | | | | | | | | | | | | | | | | | | | | | | | | | | | | | | | | | | | | | | | | | | | | | | | | | | | | | | | | | | | | | | | | | | | | | | | | | | | | |
| Test | g/210L | Time | | | | | | | | | | | | | | | | | | | | | | | | | | | | | | | | | | | | | | | | | | | | | | | | | | | | | | | | | | | | | | | | | | | | | | | | | | | | | | | | | | | | | | | | | | | | | | | | | | | | | | | | | | | | | | | | | | | | | | | | | | | | | | | | | | | | | | | | | | | | | | | | | |
| Air Blank | 0.000 | 10:10 | | | | | | | | | | | | | | | | | | | | | | | | | | | | | | | | | | | | | | | | | | | | | | | | | | | | | | | | | | | | | | | | | | | | | | | | | | | | | | | | | | | | | | | | | | | | | | | | | | | | | | | | | | | | | | | | | | | | | | | | | | | | | | | | | | | | | | | | | | | | | | | | | |
| Control Test | 0.202 | 10:11 | | | | | | | | | | | | | | | | | | | | | | | | | | | | | | | | | | | | | | | | | | | | | | | | | | | | | | | | | | | | | | | | | | | | | | | | | | | | | | | | | | | | | | | | | | | | | | | | | | | | | | | | | | | | | | | | | | | | | | | | | | | | | | | | | | | | | | | | | | | | | | | | | |
| Air Blank | 0.000 | 10:11 | | | | | | | | | | | | | | | | | | | | | | | | | | | | | | | | | | | | | | | | | | | | | | | | | | | | | | | | | | | | | | | | | | | | | | | | | | | | | | | | | | | | | | | | | | | | | | | | | | | | | | | | | | | | | | | | | | | | | | | | | | | | | | | | | | | | | | | | | | | | | | | | | |
| Control Test | 0.202 | 10:12 | | | | | | | | | | | | | | | | | | | | | | | | | | | | | | | | | | | | | | | | | | | | | | | | | | | | | | | | | | | | | | | | | | | | | | | | | | | | | | | | | | | | | | | | | | | | | | | | | | | | | | | | | | | | | | | | | | | | | | | | | | | | | | | | | | | | | | | | | | | | | | | | | |
| Air Blank | 0.000 | 10:13 | | | | | | | | | | | | | | | | | | | | | | | | | | | | | | | | | | | | | | | | | | | | | | | | | | | | | | | | | | | | | | | | | | | | | | | | | | | | | | | | | | | | | | | | | | | | | | | | | | | | | | | | | | | | | | | | | | | | | | | | | | | | | | | | | | | | | | | | | | | | | | | | | |
| Control Test | 0.202 | 10:13 | | | | | | | | | | | | | | | | | | | | | | | | | | | | | | | | | | | | | | | | | | | | | | | | | | | | | | | | | | | | | | | | | | | | | | | | | | | | | | | | | | | | | | | | | | | | | | | | | | | | | | | | | | | | | | | | | | | | | | | | | | | | | | | | | | | | | | | | | | | | | | | | | |
| Air Blank | 0.000 | 10:14 | | | | | | | | | | | | | | | | | | | | | | | | | | | | | | | | | | | | | | | | | | | | | | | | | | | | | | | | | | | | | | | | | | | | | | | | | | | | | | | | | | | | | | | | | | | | | | | | | | | | | | | | | | | | | | | | | | | | | | | | | | | | | | | | | | | | | | | | | | | | | | | | | |
| Control Test Stats | | | | | | | | | | | | | | | | | | | | | | | | | | | | | | | | | | | | | | | | | | | | | | | | | | | | | | | | | | | | | | | | | | | | | | | | | | | | | | | | | | | | | | | | | | | | | | | | | | | | | | | | | | | | | | | | | | | | | | | | | | | | | | | | | | | | | | | | | | | | | | | | | | | |
| Average | 0.2020 | | | | | | | | | | | | | | | | | | | | | | | | | | | | | | | | | | | | | | | | | | | | | | | | | | | | | | | | | | | | | | | | | | | | | | | | | | | | | | | | | | | | | | | | | | | | | | | | | | | | | | | | | | | | | | | | | | | | | | | | | | | | | | | | | | | | | | | | | | | | | | | | | | |
| Std Dev | 0.0000 | | | | | | | | | | | | | | | | | | | | | | | | | | | | | | | | | | | | | | | | | | | | | | | | | | | | | | | | | | | | | | | | | | | | | | | | | | | | | | | | | | | | | | | | | | | | | | | | | | | | | | | | | | | | | | | | | | | | | | | | | | | | | | | | | | | | | | | | | | | | | | | | | | |
| Rel Std Dev(%) | 0.0000 | | | | | | | | | | | | | | | | | | | | | | | | | | | | | | | | | | | | | | | | | | | | | | | | | | | | | | | | | | | | | | | | | | | | | | | | | | | | | | | | | | | | | | | | | | | | | | | | | | | | | | | | | | | | | | | | | | | | | | | | | | | | | | | | | | | | | | | | | | | | | | | | | | |
| Test | g/210L | Time | | | | | | | | | | | | | | | | | | | | | | | | | | | | | | | | | | | | | | | | | | | | | | | | | | | | | | | | | | | | | | | | | | | | | | | | | | | | | | | | | | | | | | | | | | | | | | | | | | | | | | | | | | | | | | | | | | | | | | | | | | | | | | | | | | | | | | | | | | | | | | | | | |
| Air Blank | 0.000 | 10:16 | | | | | | | | | | | | | | | | | | | | | | | | | | | | | | | | | | | | | | | | | | | | | | | | | | | | | | | | | | | | | | | | | | | | | | | | | | | | | | | | | | | | | | | | | | | | | | | | | | | | | | | | | | | | | | | | | | | | | | | | | | | | | | | | | | | | | | | | | | | | | | | | | |
| Control Test | 0.078 | 10:16 | | | | | | | | | | | | | | | | | | | | | | | | | | | | | | | | | | | | | | | | | | | | | | | | | | | | | | | | | | | | | | | | | | | | | | | | | | | | | | | | | | | | | | | | | | | | | | | | | | | | | | | | | | | | | | | | | | | | | | | | | | | | | | | | | | | | | | | | | | | | | | | | | |
| Air Blank | 0.000 | 10:17 | | | | | | | | | | | | | | | | | | | | | | | | | | | | | | | | | | | | | | | | | | | | | | | | | | | | | | | | | | | | | | | | | | | | | | | | | | | | | | | | | | | | | | | | | | | | | | | | | | | | | | | | | | | | | | | | | | | | | | | | | | | | | | | | | | | | | | | | | | | | | | | | | |
| Control Test | 0.078 | 10:17 | | | | | | | | | | | | | | | | | | | | | | | | | | | | | | | | | | | | | | | | | | | | | | | | | | | | | | | | | | | | | | | | | | | | | | | | | | | | | | | | | | | | | | | | | | | | | | | | | | | | | | | | | | | | | | | | | | | | | | | | | | | | | | | | | | | | | | | | | | | | | | | | | |
| Air Blank | 0.000 | 10:17 | | | | | | | | | | | | | | | | | | | | | | | | | | | | | | | | | | | | | | | | | | | | | | | | | | | | | | | | | | | | | | | | | | | | | | | | | | | | | | | | | | | | | | | | | | | | | | | | | | | | | | | | | | | | | | | | | | | | | | | | | | | | | | | | | | | | | | | | | | | | | | | | | |
| Control Test | 0.078 | 10:18 | | | | | | | | | | | | | | | | | | | | | | | | | | | | | | | | | | | | | | | | | | | | | | | | | | | | | | | | | | | | | | | | | | | | | | | | | | | | | | | | | | | | | | | | | | | | | | | | | | | | | | | | | | | | | | | | | | | | | | | | | | | | | | | | | | | | | | | | | | | | | | | | | |
| Air Blank | 0.000 | 10:18 | | | | | | | | | | | | | | | | | | | | | | | | | | | | | | | | | | | | | | | | | | | | | | | | | | | | | | | | | | | | | | | | | | | | | | | | | | | | | | | | | | | | | | | | | | | | | | | | | | | | | | | | | | | | | | | | | | | | | | | | | | | | | | | | | | | | | | | | | | | | | | | | | |
| Control Test Stats | | | | | | | | | | | | | | | | | | | | | | | | | | | | | | | | | | | | | | | | | | | | | | | | | | | | | | | | | | | | | | | | | | | | | | | | | | | | | | | | | | | | | | | | | | | | | | | | | | | | | | | | | | | | | | | | | | | | | | | | | | | | | | | | | | | | | | | | | | | | | | | | | | | |
| Average | 0.0780 | | | | | | | | | | | | | | | | | | | | | | | | | | | | | | | | | | | | | | | | | | | | | | | | | | | | | | | | | | | | | | | | | | | | | | | | | | | | | | | | | | | | | | | | | | | | | | | | | | | | | | | | | | | | | | | | | | | | | | | | | | | | | | | | | | | | | | | | | | | | | | | | | | |
| Std Dev | 0.0000 | | | | | | | | | | | | | | | | | | | | | | | | | | | | | | | | | | | | | | | | | | | | | | | | | | | | | | | | | | | | | | | | | | | | | | | | | | | | | | | | | | | | | | | | | | | | | | | | | | | | | | | | | | | | | | | | | | | | | | | | | | | | | | | | | | | | | | | | | | | | | | | | | | |
| Rel Std Dev(%) | 0.0000 | | | | | | | | | | | | | | | | | | | | | | | | | | | | | | | | | | | | | | | | | | | | | | | | | | | | | | | | | | | | | | | | | | | | | | | | | | | | | | | | | | | | | | | | | | | | | | | | | | | | | | | | | | | | | | | | | | | | | | | | | | | | | | | | | | | | | | | | | | | | | | | | | | |

Comments:

Florida Department of Law Enforcement Alcohol Testing Program

DEPARTMENT INSPECTION REPORT - INTOXILYZER 8000

Agency: FHP

Serial Number: 80-006046

Time of Inspection: 12:34

Date of Inspection: 06/27/2022

Software: 8100.27

| Check or Test | YES | NO | Check or Test | YES | NO |
|--|-----|----|---|-----|----|
| Diagnostic Check (Pre-Inspection): OK | Yes | | Date and/or Time Adjusted | | No |
| Minimum Sample Volume Check: OK | Yes | | Barometric Pressure Sensor Check: OK | Yes | |
| Alcohol Free Subject Test: 0.000 | Yes | | Mouth Alcohol Test: Slope Not Met | Yes | |
| Interferent Detect Test: Interferent Detect | Yes | | Diagnostic Check (Post-Inspection): OK | Yes | |

| Alcohol Free Test (g/210L) | 0.05g/210L Test (g/210L) Lot#:202201C Exp: 01/11/2024 | 0.08g/210L Test (g/210L) Lot#:202201D Exp: 01/18/2024 | 0.20g/210L Test (g/210L) Lot#:202201E Exp: 01/18/2024 | 0.08 g/210L Dry Gas Std Test (g/210L) Lot#:AG115904 Exp: 06/08/2023 |
|----------------------------------|--|--|--|---|
| 0.000 | 0.050 | 0.080 | 0.203 | 0.079 |
| 0.000 | 0.049 | 0.079 | 0.203 | 0.078 |
| 0.000 | 0.049 | 0.080 | 0.203 | 0.078 |
| 0.000 | 0.049 | 0.080 | 0.203 | 0.078 |
| 0.000 | 0.050 | 0.080 | 0.203 | 0.078 |
| 0.000 | 0.050 | 0.080 | 0.203 | 0.078 |
| 0.000 | 0.050 | 0.080 | 0.203 | 0.079 |
| 0.000 | 0.049 | 0.080 | 0.202 | 0.078 |
| 0.000 | 0.049 | 0.080 | 0.203 | 0.079 |
| 0.000 | 0.050 | 0.080 | 0.203 | 0.079 |

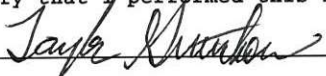
| | | | | |
|---------------------|--------|--------|--------|--------|
| Standard Deviations | 0.0005 | 0.0003 | 0.0003 | 0.0005 |
|---------------------|--------|--------|--------|--------|

Average Standard Deviation of 0.05, 0.08 and 0.20 g/210L Tests: 0.0004 Number of Simulators Used: 5

Remarks:

The above instrument complies () does not comply () with Chapter 11D-8, FAC.

I certify that I performed this inspection in accordance with the provisions of Chapter 11D-8, FAC.


 _____ TAYLOR D GUTSCHOW
 Signature and Printed Name

06/27/2022
 Date



Florida Department of Law Enforcement
 Alcohol Testing Program
 4700 Terminal Drive, Suite 1
 Ft. Myers, FL 33907

Calibration Certificate

This is to certify the calibration of Intoxilyzer 8000 serial number 80-006046, manufactured by CMI, Inc. was calibrated in accordance with FDLE/ATP Form 36 - Department Inspection Procedures - Intoxilyzer 8000.

| | | |
|-------------------|-------------------|---|
| Serial Number: | <u>80-006046</u> | UNCERTAINTY* ± |
| Owning Agency: | <u>FHP</u> | 0.050 g/ 210 L 0.004 |
| Calibration Date: | <u>06/27/2022</u> | 0.080 g/ 210 L 0.004 |
| Calibration Time: | <u>12:34</u> | 0.200 g/ 210 L 0.007 |
| | | 0.080 g/ 210 L Dry Gas Control 0.005 |

All results are reported in g/ 210 L.

Bias is limited by calibration acceptance criteria. All calibration results must be within ± 0.005 or 5%, whichever is greater, of the target alcohol concentration.

*Uncertainty is based on fleet-wide data and is expressed to a 99.73% level of confidence (k=3).

The instrument results before and after any adjustment are found in the associated pre and post stability checks.

TRACEABILITY INFORMATION

This instrument was calibrated using solutions prepared by Alcohol Countermeasure Systems, Inc. (ACS). ACS prepared and certified these CRMs in accordance with ISO 17034 and ISO/ IEC 17025 Standards.

Simulator temperatures are traceable to NIST. Simulator temperatures are checked with NIST traceable digital thermometers calibrated by Precision Metrology in accordance with ISO/ IEC 17025 standards.

Dry gas control measurements are traceable to NIST through the use of CRMs supplied by an accredited CRM supplier. The supplier of dry gas standard controls prepared and certified the CRMs in accordance with ISO Guide 34 and ISO/ IEC 17025 standards. This document shall not be reproduced except in full, without written approval of the Florida Department of Law Enforcement Alcohol Testing Program.


 TAYLOR D GUTSCHOW,
 Department Inspector

Date
06/27/2022

FDLE/ATP Form 69 December 2021
 Issuing Authority: Alcohol Testing Program

Service • Integrity • Respect • Quality