



INSTRUMENT PROCESSING SHEET

Agency Sarasota County

S/N 80-005936


Florida Department of Law Enforcement

Date In 1/23/2020

DI Completion Date 2/4/20

Ship P/U H/D CMI EE

Intake Performed By <u>DP</u> <input checked="" type="checkbox"/> Annual <input type="checkbox"/> Registration <input type="checkbox"/> Return from CMI / EE Visual Inspection: <input checked="" type="checkbox"/> Case <input checked="" type="checkbox"/> Handle <input checked="" type="checkbox"/> Keyboard <input checked="" type="checkbox"/> Dry Gas Shelf <input checked="" type="checkbox"/> Feet <input checked="" type="checkbox"/> Breath Tube <input checked="" type="checkbox"/> Ports <input checked="" type="checkbox"/> Screws Tight Other Equipment/ Accessories: <input type="checkbox"/> Power cord <input type="checkbox"/> Printer Cable <input checked="" type="checkbox"/> Static Bag <input type="checkbox"/> 12V DC Cable Notes: _____ _____ _____		Quality Checks Performed By <u>DA</u> <input checked="" type="checkbox"/> Breath Tube Screen <input checked="" type="checkbox"/> Replace External O-Rings <input checked="" type="checkbox"/> Instrument Set Up Verified <input checked="" type="checkbox"/> R-Value <u>195</u> <input checked="" type="checkbox"/> Flow Verification (L/s) Flow Column # <u>ATP-105</u> 32 mm <u>0.171</u> (.139 - .169) 36 mm <u>0.183</u> (.156 - .190) 53 mm <u>0.253</u> (.228 - .278) 103 mm <u>0.535</u> (.447 - .547) <input checked="" type="checkbox"/> Barometric Pressure Check Gauge ID # <u>28427</u> <input checked="" type="checkbox"/> Stability Checks		Flow Calibration Performed By <u>SP</u> Flow Column # <u>ATP102</u> <input checked="" type="checkbox"/> 5L/min - 17mm <input checked="" type="checkbox"/> 15L/min - 53mm <input checked="" type="checkbox"/> 30L/min - 103mm <input checked="" type="checkbox"/> R-Value <u>196</u> <input checked="" type="checkbox"/> Post Calibration Verification (L/s) Flow Column # <u>ATP105</u> 32 mm <u>.152</u> (.139 - .169) 36 mm <u>.171</u> (.156 - .190) 53 mm <u>.242</u> (.228 - .278) 103 mm <u>.515</u> (.447 - .547)																																							
Final Release Date <p style="text-align: center;">FDLE FEB 06 2020 Alcohol Testing Program</p>		<table border="1"> <thead> <tr> <th>Simulator</th> <th>Serial #</th> <th>Lot #/Exp</th> </tr> </thead> <tbody> <tr> <td>0.050</td> <td>SD1012</td> <td>201905A 05-17-2021</td> </tr> <tr> <td>0.080</td> <td>DR1279</td> <td>201905B 05-14-2021</td> </tr> <tr> <td>0.200</td> <td>SD1013</td> <td>201904D 04-30-2021</td> </tr> <tr> <td>0.080 DGS</td> <td>N/A</td> <td>AG916501 06-14-2021</td> </tr> </tbody> </table>		Simulator	Serial #	Lot #/Exp	0.050	SD1012	201905A 05-17-2021	0.080	DR1279	201905B 05-14-2021	0.200	SD1013	201904D 04-30-2021	0.080 DGS	N/A	AG916501 06-14-2021	Maintenance Performed By _____ <input type="checkbox"/> Battery Replacement <input type="checkbox"/> Dry Gas Regulator Replacement <input type="checkbox"/> Breath Tube Replacement <input type="checkbox"/> Other _____																								
Simulator	Serial #	Lot #/Exp																																									
0.050	SD1012	201905A 05-17-2021																																									
0.080	DR1279	201905B 05-14-2021																																									
0.200	SD1013	201904D 04-30-2021																																									
0.080 DGS	N/A	AG916501 06-14-2021																																									
Calibration Adjustment Performed By _____ Barometric Pressure Gauge _____ ID # _____		Department Inspection Performed By <u>SP</u> Barometric Pressure ID# <u>28421</u> Gauge <u>1020</u> Instrument <u>1017</u> Mouth Alcohol Solution Lot # <u>2018-B</u> Acetone Stock Solution Lot # <u>2019-A</u>																																									
<table border="1"> <thead> <tr> <th>Simulator</th> <th>Serial Number</th> <th>Lot Number</th> <th>Expiration</th> </tr> </thead> <tbody> <tr> <td>0.000</td> <td></td> <td>N/A</td> <td>N/A</td> </tr> <tr> <td>0.040</td> <td></td> <td></td> <td></td> </tr> <tr> <td>0.100</td> <td></td> <td></td> <td></td> </tr> <tr> <td>0.200</td> <td></td> <td></td> <td></td> </tr> <tr> <td>0.300</td> <td></td> <td></td> <td></td> </tr> <tr> <td>0.080 DGS</td> <td>N/A</td> <td></td> <td></td> </tr> </tbody> </table>		Simulator	Serial Number	Lot Number	Expiration	0.000		N/A	N/A	0.040				0.100				0.200				0.300				0.080 DGS	N/A			<table border="1"> <thead> <tr> <th>Simulator</th> <th>Serial Number</th> </tr> </thead> <tbody> <tr> <td>0.000</td> <td>MP5086</td> </tr> <tr> <td>Interferent</td> <td>MP5087</td> </tr> <tr> <td>0.050</td> <td>MP5088</td> </tr> <tr> <td>0.080</td> <td>MP5089</td> </tr> <tr> <td>0.200</td> <td>MP5090</td> </tr> </tbody> </table>		Simulator	Serial Number	0.000	MP5086	Interferent	MP5087	0.050	MP5088	0.080	MP5089	0.200	MP5090
Simulator	Serial Number	Lot Number	Expiration																																								
0.000		N/A	N/A																																								
0.040																																											
0.100																																											
0.200																																											
0.300																																											
0.080 DGS	N/A																																										
Simulator	Serial Number																																										
0.000	MP5086																																										
Interferent	MP5087																																										
0.050	MP5088																																										
0.080	MP5089																																										
0.200	MP5090																																										
<input type="checkbox"/> Post Calibration Adjustment Stability Checks		Attachments <input checked="" type="checkbox"/> Form 41 <input checked="" type="checkbox"/> Stability Checks <input checked="" type="checkbox"/> Calibration Certificate <input type="checkbox"/> Calibration Adjustment <input type="checkbox"/> Post-Stability Checks <input checked="" type="checkbox"/> Flow Calibration <input type="checkbox"/> Form 40 <input type="checkbox"/> Other _____																																									
Notes/Suggested Service: _____ _____ _____ _____ _____		<input checked="" type="checkbox"/> Instrument Complies with Chapter 11D-8, FAC <input type="checkbox"/> Instrument Does Not Comply with Chapter 11D-8, FAC <input checked="" type="checkbox"/> Return to/Place into Evidentiary Use <input type="checkbox"/> Remain Out of Evidentiary Use <input checked="" type="checkbox"/> Conduct an Agency Inspection Before Evidentiary Use																																									
		<u>ppm 2/4/20</u> <u>Britt Kirkland 2/4/2020</u> Tech Review / Date Admin Review / Date																																									



Calibration Certificate

Florida Department of Law Enforcement
Alcohol Testing Program
2729 Fort Knox Blvd.
Bldg. 2, Suite 1300
Tallahassee, FL 32308

This is to certify the calibration of Intoxilyzer 8000 serial number 80-005936, manufactured by CMI, Inc. was calibrated in accordance with FDLE/ATP Form 36 - Department Inspection Procedures - Intoxilyzer 8000.

Serial Number:	<u>80-005936</u>	UNCERTAINTY * ±
Owning Agency:	<u>SARASOTA COUNTY SO</u>	0.050 g/ 210 L 0.004
Calibration Date:	<u>02/04/2020</u>	0.080 g/ 210 L 0.005
Calibration Time:	<u>11:12</u>	0.200 g/ 210 L 0.007
		0.080 g/ 210 L Dry Gas Control 0.005

All results are reported in g/ 210 L.

Bias is limited by calibration acceptance criteria. All calibration results must be within ± 0.005 or 5%, whichever is greater, of the target alcohol concentration. *Uncertainty is based on fleet-wide data and is expressed to a 99.73% level of confidence (k=3).

TRACEABILITY INFORMATION

This instrument was calibrated using solutions prepared by Alcohol Countermeasure Systems, Inc. (ACS). ACS prepared and certified these CRMs in accordance with ISO 17034 and ISO/IEC 17025 Standards.

Simulator temperatures are traceable to NIST. Thermometer temperatures are checked with NIST traceable Eutechnics 4400 digital thermometers calibrated by Precision Metrology in accordance with ISO/IEC 17025 standards.

Dry gas control measurements are traceable to NIST through the uses of CRMs supplied by an accredited CRM supplier. The supplier of dry gas standard controls prepared and certified the CRMs in accordance with ISO Guide 34 and ISO/IEC 17025 standards.

This document shall not be reproduced except in full, without written approval of the Florida Department of Law Enforcement Alcohol Testing Program.

02/04/2020

Date

Shayla Platt

SHAYLA D PLATT,
Department Inspector

FDLE/ATP Form 69 January 2020
Issuing Authority: Alcohol Testing Program

Service • Integrity • Respect • Quality

Adam BK 2/4/2020

Florida Department of Law Enforcement Alcohol Testing Program

DEPARTMENT INSPECTION REPORT - INTOXILYZER 8000

Agency: SARASOTA COUNTY SO

Serial Number: 80-005936

Time of Inspection: 11:12

Date of Inspection: 02/04/2020

Software: 8100.27

Check or Test	YES	NO	Check or Test	YES	NO
Diagnostic Check (Pre-Inspection): OK	Yes		Date and/or Time Adjusted		No
Minimum Sample Volume Check: OK	Yes		Barometric Pressure Sensor Check: OK	Yes	
Alcohol Free Subject Test: 0.000	Yes		Mouth Alcohol Test: Slope Not Met	Yes	
Interferent Detect Test: Interferent Detect	Yes		Diagnostic Check (Post-Inspection): OK	Yes	

Alcohol Free Test (g/210L)	0.05g/210L Test (g/210L) Lot#: 201905A Exp: 05/14/2021	0.08g/210L Test (g/210L) Lot#: 201905B Exp: 05/14/2021	0.20g/210L Test (g/210L) Lot#: 201904D Exp: 04/30/2021	0.08 g/210L Dry Gas Std Test (g/210L) Lot#: AG916501 Exp: 06/14/2021
0.000	0.048	0.079	0.201	0.081
0.000	0.049	0.079	0.201	0.081
0.000	0.049	0.079	0.200	0.081
0.000	0.049	0.079	0.200	0.081
0.000	0.049	0.078	0.200	0.081
0.000	0.049	0.079	0.200	0.081
0.000	0.049	0.078	0.200	0.081
0.000	0.049	0.079	0.200	0.081
0.000	0.050	0.079	0.199	0.081
0.000	0.050	0.079	0.199	0.081
0.000	0.049	0.078	0.199	0.081

Standard Deviations	0.0005	0.0004	0.0007	0.0000
---------------------	--------	--------	--------	--------

Average Standard Deviation of 0.05, 0.08 and 0.20 g/210L Tests: 0.0004

Number of Simulators Used: 5

Remarks:

The above instrument complies () does not comply () with Chapter 11D-8, FAC.

I certify that I performed this inspection in accordance with the provisions of Chapter 11D-8, FAC.

Shayla Platt

SHAYLA D PLATT

Signature and Printed Name

02/04/2020

Date

PJM
 BK
 2/4/2020

Stability Checks

SARASOTA COUNTY SO
 Intoxilyzer - Alcohol Analyzer
 Model 8000 SN 80-005936
 01/28/2020
 Software: 8100.27

Test	g/210L	Time
Air Blank	0.000	11:05
Control Test	0.048	11:06
Air Blank	0.000	11:06
Control Test	0.049	11:07
Air Blank	0.000	11:07
Control Test	0.048	11:08
Air Blank	0.000	11:09
Control Test Stats		
Average	0.0483	
Std Dev	0.0006	
Rel Std Dev(%)	1.1945	

DS
 Operator's Signature

SARASOTA COUNTY SO
 Intoxilyzer - Alcohol Analyzer
 Model 8000 SN 80-005936
 01/28/2020
 Software: 8100.27

Test	g/210L	Time
Air Blank	0.000	11:10
Control Test	0.078	11:10
Air Blank	0.000	11:11
Control Test	0.078	11:12
Air Blank	0.000	11:12
Control Test	0.078	11:13
Air Blank	0.000	11:13
Control Test Stats		
Average	0.0780	
Std Dev	0.0000	
Rel Std Dev(%)	0.0000	

wet

DS
 Operator's Signature

SARASOTA COUNTY SO
 Intoxilyzer - Alcohol Analyzer
 Model 8000 SN 80-005936
 01/28/2020
 Software: 8100.27

Test	g/210L	Time
Air Blank	0.000	11:15
Control Test	0.199	11:15
Air Blank	0.000	11:16
Control Test	0.199	11:17
Air Blank	0.000	11:17
Control Test	0.200	11:18
Air Blank	0.000	11:19
Control Test Stats		
Average	0.1993	
Std Dev	0.0006	
Rel Std Dev(%)	0.2896	

DS
 Operator's Signature

SARASOTA COUNTY SO
 Intoxilyzer - Alcohol Analyzer
 Model 8000 SN 80-005936
 01/28/2020
 Software: 8100.27

Test	g/210L	Time
Air Blank	0.000	11:20
Control Test	0.080	11:20
Air Blank	0.000	11:20
Control Test	0.081	11:21
Air Blank	0.000	11:21
Control Test	0.080	11:22
Air Blank	0.000	11:22
Control Test Stats		
Average	0.0803	
Std Dev	0.0006	
Rel Std Dev(%)	0.7187	

Dry

DS
 Operator's Signature

SARASOTA COUNTY SO
 Intoxilyzer - Alcohol Analyzer
 Model 8000 SN 80-005936
 02/04/2020
 Software: 8100.27

Flow Rate Calibration*****
 1: Rate (Liters/min) = 5
 SQRT(Diff)) = 7.211
 2: Rate (Liters/min) = 15
 SQRT(Diff)) = 12.000
 3: Rate (Liters/min) = 30
 SQRT(Diff)) = 21.656
 Dependent Data Scale Factor = 100000 L/min
 Independent Data Scale Factor = 256
 Rounded Slope = 666
 Rounded Intercept = -655976
 Correlation = 0.99702

DSM
BK
2/4/2020

SP



INSTRUMENT PROCESSING SHEET

Agency Sarasota CSO

S/N 80-005936

Florida Department of Law Enforcement

Date In 09/21/2020 DI Completion Date 09/23/2020

Ship P/U H/D CMI EE

Intake Performed By <u>TDG</u> <input checked="" type="checkbox"/> Annual <input type="checkbox"/> Registration <input type="checkbox"/> Return from CMI / EE Visual Inspection: <input checked="" type="checkbox"/> Case <input checked="" type="checkbox"/> Handle <input checked="" type="checkbox"/> Keyboard <input checked="" type="checkbox"/> Dry Gas Shelf <input checked="" type="checkbox"/> Feet <input checked="" type="checkbox"/> Breath Tube <input checked="" type="checkbox"/> Ports <input checked="" type="checkbox"/> Screws Tight Other Equipment/ Accessories: <input type="checkbox"/> Power cord <input type="checkbox"/> Printer Cable <input checked="" type="checkbox"/> Static Bag <input type="checkbox"/> 12V DC Cable Notes: <u>Does not recognize printers per note from AI.</u>	Quality Checks Performed By <u>TDG</u> <input checked="" type="checkbox"/> Breath Tube Screen <input checked="" type="checkbox"/> Replace External O-Rings <input checked="" type="checkbox"/> Instrument Set Up Verified <input checked="" type="checkbox"/> R-Value <u>196</u> <input checked="" type="checkbox"/> Flow Verification (L/s) Flow Column # <u>ATP106</u> 32 mm <u>0.144</u> (.139 - .169) 36 mm <u>0.164</u> (.156 - .190) 53 mm <u>0.230</u> (.228 - .278) 103 mm <u>0.500</u> (.447 - .547) <input checked="" type="checkbox"/> Barometric Pressure Check Gauge ID # <u>68639</u> <input checked="" type="checkbox"/> Stability Checks	Flow Calibration Performed By _____ Flow Column # _____ <input type="checkbox"/> 5L/min - 17mm <input type="checkbox"/> 15L/min - 53mm <input type="checkbox"/> 30L/min - 103mm <input type="checkbox"/> R-Value _____ <input type="checkbox"/> Post Calibration Verification (L/s) Flow Column # _____ 32 mm _____ (.139 - .169) 36 mm _____ (.156 - .190) 53 mm _____ (.228 - .278) 103 mm _____ (.447 - .547)																																																											
Final Release Date FDLE Alcohol Testing Program Digitally signed by FDLE Alcohol Testing Program Date: 2020.09.24 00:39:46 -04'00'	<table border="1" style="width:100%; border-collapse: collapse;"> <thead> <tr> <th>Simulator</th> <th>Serial #</th> <th>Lot #/Exp</th> </tr> </thead> <tbody> <tr> <td>0.050</td> <td>MP5092</td> <td>201905A 05/14/2021</td> </tr> <tr> <td>0.080</td> <td>MP5093</td> <td>201905B 05/14/2021</td> </tr> <tr> <td>0.200</td> <td>MP5094</td> <td>201904D 04/30/2021</td> </tr> <tr> <td>0.080 DGS</td> <td>N/A</td> <td>AG931603 11/12/2021</td> </tr> </tbody> </table>	Simulator	Serial #	Lot #/Exp	0.050	MP5092	201905A 05/14/2021	0.080	MP5093	201905B 05/14/2021	0.200	MP5094	201904D 04/30/2021	0.080 DGS	N/A	AG931603 11/12/2021	Maintenance Performed By _____ <input type="checkbox"/> Battery Replacement <input type="checkbox"/> Dry Gas Regulator Replacement <input type="checkbox"/> Breath Tube Replacement <input type="checkbox"/> Other _____ Temperature Checks Performed By <u>TDC</u> <input checked="" type="checkbox"/> Lab Temp °C <u>21.63</u> External Digital Therm. ID#: <u>300504</u> <input checked="" type="checkbox"/> 34°C +/-2 Serial #: <u>MP5092</u> <input checked="" type="checkbox"/> 34°C +/-2 Serial #: <u>MP5093</u> <input checked="" type="checkbox"/> 34°C +/-2 Serial #: <u>MP5094</u>																																												
Simulator	Serial #	Lot #/Exp																																																											
0.050	MP5092	201905A 05/14/2021																																																											
0.080	MP5093	201905B 05/14/2021																																																											
0.200	MP5094	201904D 04/30/2021																																																											
0.080 DGS	N/A	AG931603 11/12/2021																																																											
Calibration Adjustment Performed By _____ Barometric Pressure Gauge ID # _____ <table border="1" style="width:100%; border-collapse: collapse;"> <thead> <tr> <th>Simulator</th> <th>Serial Number</th> <th>Lot Number</th> <th>Expiration</th> </tr> </thead> <tbody> <tr> <td>0.000</td> <td></td> <td>N/A</td> <td>N/A</td> </tr> <tr> <td>0.040</td> <td></td> <td></td> <td></td> </tr> <tr> <td>0.100</td> <td></td> <td></td> <td></td> </tr> <tr> <td>0.200</td> <td></td> <td></td> <td></td> </tr> <tr> <td>0.300</td> <td></td> <td></td> <td></td> </tr> <tr> <td>0.080 DGS</td> <td>N/A</td> <td></td> <td></td> </tr> </tbody> </table> <input type="checkbox"/> Post Calibration Adjustment Stability Checks <table border="1" style="width:100%; border-collapse: collapse;"> <thead> <tr> <th>Simulator</th> <th>Serial Number</th> <th>Lot Number</th> <th>Expiration</th> </tr> </thead> <tbody> <tr> <td>0.050</td> <td></td> <td></td> <td></td> </tr> <tr> <td>0.080</td> <td></td> <td></td> <td></td> </tr> <tr> <td>0.200</td> <td></td> <td></td> <td></td> </tr> <tr> <td>0.080 DGS</td> <td>N/A</td> <td></td> <td></td> </tr> </tbody> </table>	Simulator	Serial Number	Lot Number	Expiration	0.000		N/A	N/A	0.040				0.100				0.200				0.300				0.080 DGS	N/A			Simulator	Serial Number	Lot Number	Expiration	0.050				0.080				0.200				0.080 DGS	N/A			Department Inspection Performed By <u>MH</u> Barometric Pressure ID# <u>28199</u> Gauge <u>1015</u> Instrument <u>1015</u> Mouth Alcohol Solution Lot # <u>2020-A</u> Acetone Stock Solution Lot # <u>2019-A</u> <table border="1" style="width:100%; border-collapse: collapse;"> <thead> <tr> <th>Simulator</th> <th>Serial Number</th> </tr> </thead> <tbody> <tr> <td>0.000</td> <td>SD1014</td> </tr> <tr> <td>Interferent</td> <td>SD1015</td> </tr> <tr> <td>0.050</td> <td>MP5092</td> </tr> <tr> <td>0.080</td> <td>MP5093</td> </tr> <tr> <td>0.200</td> <td>MP5094</td> </tr> </tbody> </table>	Simulator	Serial Number	0.000	SD1014	Interferent	SD1015	0.050	MP5092	0.080	MP5093	0.200	MP5094
Simulator	Serial Number	Lot Number	Expiration																																																										
0.000		N/A	N/A																																																										
0.040																																																													
0.100																																																													
0.200																																																													
0.300																																																													
0.080 DGS	N/A																																																												
Simulator	Serial Number	Lot Number	Expiration																																																										
0.050																																																													
0.080																																																													
0.200																																																													
0.080 DGS	N/A																																																												
Simulator	Serial Number																																																												
0.000	SD1014																																																												
Interferent	SD1015																																																												
0.050	MP5092																																																												
0.080	MP5093																																																												
0.200	MP5094																																																												
Notes/Suggested Service: _____ _____ _____ _____ _____	<input checked="" type="checkbox"/> Instrument Complies with Chapter 11D-8, FAC <input type="checkbox"/> Instrument Does Not Comply with Chapter 11D-8, FAC <input checked="" type="checkbox"/> Return to/Place into Evidentiary Use <input type="checkbox"/> Remain Out of Evidentiary Use <input checked="" type="checkbox"/> Conduct an Agency Inspection Before Evidentiary Use David Eliezer Reyes Rivera <small>Digitally signed by David Eliezer Reyes Rivera Date: 2020.09.23 12:49:05 -04'00'</small> Tech Review / Date _____ Admin Review / Date <u>2020.09.24 00:38:56 -04'00'</u>																																																												

Florida Department of Law Enforcement Alcohol Testing Program

DEPARTMENT INSPECTION REPORT - INTOXILYZER 8000

Agency: SARASOTA COUNTY SO
Time of Inspection: 11:07

Date of Inspection: 09/23/2020

Serial Number: 80-005936
Software: 8100.27

Check or Test	YES	NO	Check or Test	YES	NO
Diagnostic Check (Pre-Inspection): OK	Yes		Date and/or Time Adjusted		No
Minimum Sample Volume Check: OK	Yes		Barometric Pressure Sensor Check: OK	Yes	
Alcohol Free Subject Test: 0.000	Yes		Mouth Alcohol Test: Slope Not Met	Yes	
Interferent Detect Test: Interferent Detect	Yes		Diagnostic Check (Post-Inspection): OK	Yes	

Alcohol Free Test (g/210L)	0.05g/210L Test (g/210L) Lot#:201905A Exp: 05/14/2021	0.08g/210L Test (g/210L) Lot#:201905B Exp: 05/14/2021	0.20g/210L Test (g/210L) Lot#:201904D Exp: 04/30/2021	0.08 g/210L Dry Gas Std Test (g/210L) Lot#:AG003005 Exp: 01/30/2022
0.000	0.048	0.079	0.201	0.080
0.000	0.048	0.079	0.201	0.080
0.000	0.049	0.079	0.201	0.081
0.000	0.049	0.079	0.200	0.080
0.000	0.049	0.079	0.201	0.081
0.000	0.049	0.079	0.201	0.081
0.000	0.050	0.078	0.201	0.080
0.000	0.050	0.079	0.201	0.080
0.000	0.049	0.079	0.200	0.081
0.000	0.050	0.079	0.201	0.081

Standard Deviations	0.0007	0.0003	0.0004	0.0005
---------------------	--------	--------	--------	--------

Average Standard Deviation of 0.05, 0.08 and 0.20 g/210L Tests: 0.0004 Number of Simulators Used: 5

Remarks:

The above instrument complies () does not comply () with Chapter 11D-8, FAC.

I certify that I performed this inspection in accordance with the provisions of Chapter 11D-8, FAC.

MICHAEL D HAUGHEY




Signature and Printed Name

09/23/2020
Date

Digitally signed
by DERR
Date: 2020.09.23
12:48:15 -04'00'

2020.09.
23
15:53:49
-04'00'

Type of Test	Serial Number	Agency	Date	Performed By
Stabilities	80-00 5936	Sarasota CSO	09/22/2020	TDG MG

0.05g/210L	0.08g/210L	0.20g/210L	DGS 0.08g/210L																																																																																																												
0.047 to 0.053	0.077 to 0.083	0.194 to 0.206	0.077 to 0.083																																																																																																												
<p>Printed results on external printer. See 0.05 Stability Test on separate page. Results in range.</p> <p>MG 09/22/2020</p>	<p>SARASOTA COUNTY SO Intoxilyzer - Alcohol Analyzer Model: 8000 09/22/2020 Software: 8100.27</p> <p>SN 80-005936</p> <table border="1"> <thead> <tr> <th>Test</th> <th>g/210L</th> <th>Time</th> </tr> </thead> <tbody> <tr><td>Air Blank</td><td>0.000</td><td>11:02</td></tr> <tr><td>Control Test</td><td>0.079</td><td>11:03</td></tr> <tr><td>Air Blank</td><td>0.000</td><td>11:03</td></tr> <tr><td>Control Test</td><td>0.080</td><td>11:04</td></tr> <tr><td>Air Blank</td><td>0.000</td><td>11:05</td></tr> <tr><td>Control Test</td><td>0.080</td><td>11:05</td></tr> <tr><td>Air Blank</td><td>0.000</td><td>11:06</td></tr> <tr><td>Control Test Stats</td><td></td><td></td></tr> <tr><td>Average</td><td>0.0797</td><td></td></tr> <tr><td>Std Dev</td><td>0.0006</td><td></td></tr> <tr><td>Rel Std Dev(%)</td><td>0.7247</td><td></td></tr> </tbody> </table> <p>Operator's Signature: </p>	Test	g/210L	Time	Air Blank	0.000	11:02	Control Test	0.079	11:03	Air Blank	0.000	11:03	Control Test	0.080	11:04	Air Blank	0.000	11:05	Control Test	0.080	11:05	Air Blank	0.000	11:06	Control Test Stats			Average	0.0797		Std Dev	0.0006		Rel Std Dev(%)	0.7247		<p>SARASOTA COUNTY SO Intoxilyzer - Alcohol Analyzer Model: 8000 09/22/2020 Software: 8100.27</p> <p>SN 80-005936</p> <table border="1"> <thead> <tr> <th>Test</th> <th>g/210L</th> <th>Time</th> </tr> </thead> <tbody> <tr><td>Air Blank</td><td>0.000</td><td>11:10</td></tr> <tr><td>Control Test</td><td>0.200</td><td>11:11</td></tr> <tr><td>Air Blank</td><td>0.000</td><td>11:12</td></tr> <tr><td>Control Test</td><td>0.200</td><td>11:12</td></tr> <tr><td>Air Blank</td><td>0.000</td><td>11:13</td></tr> <tr><td>Control Test</td><td>0.200</td><td>11:13</td></tr> <tr><td>Air Blank</td><td>0.000</td><td>11:14</td></tr> <tr><td>Control Test Stats</td><td></td><td></td></tr> <tr><td>Average</td><td>0.2000</td><td></td></tr> <tr><td>Std Dev</td><td>0.0000</td><td></td></tr> <tr><td>Rel Std Dev(%)</td><td>0.0000</td><td></td></tr> </tbody> </table> <p>Operator's Signature: </p>	Test	g/210L	Time	Air Blank	0.000	11:10	Control Test	0.200	11:11	Air Blank	0.000	11:12	Control Test	0.200	11:12	Air Blank	0.000	11:13	Control Test	0.200	11:13	Air Blank	0.000	11:14	Control Test Stats			Average	0.2000		Std Dev	0.0000		Rel Std Dev(%)	0.0000		<p>SARASOTA COUNTY SO Intoxilyzer - Alcohol Analyzer Model: 8000 09/22/2020 Software: 8100.27</p> <p>SN 80-005936</p> <p>DGS</p> <table border="1"> <thead> <tr> <th>Test</th> <th>g/210L</th> <th>Time</th> </tr> </thead> <tbody> <tr><td>Air Blank</td><td>0.000</td><td>11:17</td></tr> <tr><td>Control Test</td><td>0.081</td><td>11:17</td></tr> <tr><td>Air Blank</td><td>0.000</td><td>11:18</td></tr> <tr><td>Control Test</td><td>0.081</td><td>11:18</td></tr> <tr><td>Air Blank</td><td>0.000</td><td>11:19</td></tr> <tr><td>Control Test</td><td>0.081</td><td>11:19</td></tr> <tr><td>Air Blank</td><td>0.000</td><td>11:20</td></tr> <tr><td>Control Test Stats</td><td></td><td></td></tr> <tr><td>Average</td><td>0.0810</td><td></td></tr> <tr><td>Std Dev</td><td>0.0000</td><td></td></tr> <tr><td>Rel Std Dev(%)</td><td>0.0000</td><td></td></tr> </tbody> </table> <p>Operator's Signature: </p>	Test	g/210L	Time	Air Blank	0.000	11:17	Control Test	0.081	11:17	Air Blank	0.000	11:18	Control Test	0.081	11:18	Air Blank	0.000	11:19	Control Test	0.081	11:19	Air Blank	0.000	11:20	Control Test Stats			Average	0.0810		Std Dev	0.0000		Rel Std Dev(%)	0.0000	
Test	g/210L	Time																																																																																																													
Air Blank	0.000	11:02																																																																																																													
Control Test	0.079	11:03																																																																																																													
Air Blank	0.000	11:03																																																																																																													
Control Test	0.080	11:04																																																																																																													
Air Blank	0.000	11:05																																																																																																													
Control Test	0.080	11:05																																																																																																													
Air Blank	0.000	11:06																																																																																																													
Control Test Stats																																																																																																															
Average	0.0797																																																																																																														
Std Dev	0.0006																																																																																																														
Rel Std Dev(%)	0.7247																																																																																																														
Test	g/210L	Time																																																																																																													
Air Blank	0.000	11:10																																																																																																													
Control Test	0.200	11:11																																																																																																													
Air Blank	0.000	11:12																																																																																																													
Control Test	0.200	11:12																																																																																																													
Air Blank	0.000	11:13																																																																																																													
Control Test	0.200	11:13																																																																																																													
Air Blank	0.000	11:14																																																																																																													
Control Test Stats																																																																																																															
Average	0.2000																																																																																																														
Std Dev	0.0000																																																																																																														
Rel Std Dev(%)	0.0000																																																																																																														
Test	g/210L	Time																																																																																																													
Air Blank	0.000	11:17																																																																																																													
Control Test	0.081	11:17																																																																																																													
Air Blank	0.000	11:18																																																																																																													
Control Test	0.081	11:18																																																																																																													
Air Blank	0.000	11:19																																																																																																													
Control Test	0.081	11:19																																																																																																													
Air Blank	0.000	11:20																																																																																																													
Control Test Stats																																																																																																															
Average	0.0810																																																																																																														
Std Dev	0.0000																																																																																																														
Rel Std Dev(%)	0.0000																																																																																																														

Comments:

2020.09.24 00:38:17 -04'00'

CS

DERR

Digitally signed by DERR Date: 2020.09.23 12:47:44 -04'00'


SARASOTA COUNTY SO
Intoxilyzer - Alcohol Analyzer
Model 8000 SN 80-005936
09/22/2020
Software: 8100.27

Test	g/210L	Time	
Air Blank	0.000	10:55	
Control Test	0.049	10:55	
Air Blank	0.000	10:56	
Control Test	0.050	10:57	
Air Blank	0.000	10:57	
Control Test	0.050	10:58	
Air Blank	0.000	10:58	
Control Test Stats			
Average	0.0497		
Std Dev	0.0006		
Rel Std Dev(%)	1.1625		




Operator's Signature

Attached external printer to instrument to determine if instrument would recognize and print to it. Was successful in printing on an external printer.


09/22/2020

DERR Digitally signed
by DERR
Date: 2020.09.23
12:47:10 -04'00'


2020.09
.24
00:37:4
5
-04'00'



Florida Department of Law Enforcement
 Alcohol Testing Program
 4700 Terminal Drive, Suite 1
 Ft. Myers, FL 33907

Calibration Certificate

This is to certify the calibration of Intoxilyzer 8000 serial number 80-005936, manufactured by CMI, Inc. was calibrated in accordance with FDLE/ATP Form 36 - Department Inspection Procedures - Intoxilyzer 8000.

Serial Number:	<u>80-005936</u>	UNCERTAINTY* ±	
Owning Agency:	<u>SARASOTA COUNTY SO</u>	0.050 g/ 210 L	0.004
Calibration Date:	<u>09/23/2020</u>	0.080 g/ 210 L	0.005
Calibration Time:	<u>11:07</u>	0.200 g/ 210 L	0.007
		0.080 g/ 210 L Dry Gas Control	0.005

All results are reported in g/ 210 L.

Bias is limited by calibration acceptance criteria. All calibration results must be within ± 0.005 or 5%, whichever is greater, of the target alcohol concentration.

*Uncertainty is based on fleet-wide data and is expressed to a 99.73% level of confidence (k=3).

The instrument results before and after any adjustment are found in the associated pre and post stability checks.

TRACEABILITY INFORMATION

This instrument was calibrated using solutions prepared by Alcohol Countermeasure Systems, Inc. (ACS). ACS prepared and certified these CRMs in accordance with ISO 17034 and ISO/ IEC 17025 Standards.

Simulator temperatures are traceable to NIST. Thermometer temperatures are checked with NIST traceable Eutechnics 4400 digital thermometers calibrated by Precision Metrology in accordance with ISO/ IEC 17025 standards.

Dry gas control measurements are traceable to NIST through the uses of CRMs supplied by an accredited CRM supplier. The supplier of dry gas standard controls prepared and certified the CRMs in accordance with ISO Guide 34 and ISO/ IEC 17025 standards. This document shall not be reproduced except in full, without written approval of the Florida Department of Law Enforcement Alcohol Testing Program.

09/23/2020 _____ Date

MICHAEL D HAUGHEY,
 Department Inspector

FDLE/ATP Form 69 April 2020
 Issuing Authority: Alcohol Testing Program

Service • Integrity • Respect • Quality

Digitally signed
 by DERR
 Date: 2020.09.23
 12:46:26 -04'00'

DERR

2020.09.24
 00:37:08
 -04'00'