

# Florida Department of Law Enforcement Alcohol Testing Program

## AGENCY INSPECTION REPORT - INTOXILYZER 8000

Agency: CLAY COUNTY SO  
Time of Inspection: 02:54

Date of Inspection: 08/28/2020

Serial Number: 80-001046  
Software: 8100.27

Check or Test	YES	NO
Date and/or Time Adjusted		No
Diagnostic Check (Pre-Inspection): OK		No
Alcohol Free Subject Test: 0.000		No
Mouth Alcohol Test: Slope Not Met		No
Interferent Detect Test: Interferent Detect		No
Diagnostic Check (Post-Inspection): OK		No

Alcohol Free Test (g/210L)	0.05g/210L Test (g/210L) Lot#:_____ Exp:_____	0.08g/210L Test (g/210L) Lot#:_____ Exp:_____	0.20g/210L Test (g/210L) Lot#:_____ Exp:_____	0.08 g/210L Dry Gas Std Test (g/210L) Lot#:_____ Exp:_____


Number of Simulators Used: \_\_\_\_\_

**Remarks:**

Non-compliance: \_\_\_\_\_

The above instrument complies ( ) does not comply ( ☒ ) with Chapter 11D-8, FAC.

I certify that I hold a valid Florida Department of Law Enforcement Agency Inspector Permit and that I performed this inspection in accordance with the provisions of Chapter 11D-8, FAC.



CHARLES M HARWOOD

Signature and Printed Name

08/28/2020  
Date

# Florida Department of Law Enforcement Alcohol Testing Program

## AGENCY INSPECTION REPORT - INTOXILYZER 8000

Agency: CLAY COUNTY SO

Time of Inspection: 02:52

Date of Inspection: 08/28/2020

Serial Number: 80-001046

Software: 8100.27

Check or Test	YES	NO
Date and/or Time Adjusted		No
Diagnostic Check (Pre-Inspection): OK		No
Alcohol Free Subject Test: 0.000		No
Mouth Alcohol Test: Slope Not Met		No
Interferent Detect Test: Interferent Detect		No
Diagnostic Check (Post-Inspection): OK		No

Alcohol Free Test (g/210L)	0.05g/210L Test (g/210L) Lot#:_____ Exp:_____	0.08g/210L Test (g/210L) Lot#:_____ Exp:_____	0.20g/210L Test (g/210L) Lot#:_____ Exp:_____	0.08 g/210L Dry Gas Std Test (g/210L) Lot#:_____ Exp:_____


Number of Simulators Used: \_\_\_\_\_

**Remarks:**

Non-compliance: .

The above instrument complies ( ) does not comply ( X ) with Chapter 11D-8, FAC.

I certify that I hold a valid Florida Department of Law Enforcement Agency Inspector Permit and that I performed this inspection in accordance with the provisions of Chapter 11D-8, FAC.



CHARLES M HARWOOD

Signature and Printed Name

08/28/2020  
Date

# Florida Department of Law Enforcement Alcohol Testing Program

## AGENCY INSPECTION REPORT - INTOXILYZER 8000

Agency: CLAY COUNTY SO  
Time of Inspection: 00:42

Date of Inspection: 07/27/2020

Serial Number: 80-001046  
Software: 8100.27

Check or Test	YES	NO
Date and/or Time Adjusted	Yes	
Diagnostic Check (Pre-Inspection): OK	Yes	
Alcohol Free Subject Test: 0.000	Yes	
Mouth Alcohol Test: Slope Not Met	Yes	
Interferent Detect Test: Interferent Detect	Yes	
Diagnostic Check (Post-Inspection): OK	Yes	

Alcohol Free Test (g/210L)	0.05g/210L Test (g/210L) Lot#:201910D Exp: 10/22/2021	0.08g/210L Test (g/210L) Lot#:201908B Exp: 08/07/2021	0.20g/210L Test (g/210L) Lot#:201902C Exp: 02/20/2021	0.08 g/210L Dry Gas Std Test (g/210L) Lot#:08819080A1 Exp: 06/05/2021
0.000	0.049	0.080	0.203	0.080
0.000	0.049	0.079	0.203	0.080
0.000	0.049	0.080	0.203	0.080

Number of Simulators Used: 5

Remarks:  
Time-Date changed.

The above instrument complies ( ☒ ) does not comply ( ☐ ) with Chapter 11D-8, FAC.

I certify that I hold a valid Florida Department of Law Enforcement Agency Inspector Permit and that I performed this inspection in accordance with the provisions of Chapter 11D-8, FAC.

 CHARLES M HARWOOD  
Signature and Printed Name

07/27/2020  
Date

# Florida Department of Law Enforcement Alcohol Testing Program

## AGENCY INSPECTION REPORT - INTOXILYZER 8000

Agency: CLAY COUNTY SO  
Time of Inspection: 15:39

Date of Inspection: 03/21/2020

Serial Number: 80-001046  
Software: 8100.27

Check or Test	YES	NO
Date and/or Time Adjusted		No
Diagnostic Check (Pre-Inspection): OK	Yes	
Alcohol Free Subject Test: 0.000	Yes	
Mouth Alcohol Test: Slope Not Met	Yes	
Interferent Detect Test: Interferent Detect	Yes	
Diagnostic Check (Post-Inspection): OK	Yes	

Alcohol Free Test (g/210L)	0.05g/210L Test (g/210L) Lot#:201811C Exp: 11/13/2020	0.08g/210L Test (g/210L) Lot#:201908B Exp: 08/07/2021	0.20g/210L Test (g/210L) Lot#:201902C Exp: 02/20/2021	0.08 g/210L Dry Gas Std Test (g/210L) Lot#:17618080A1 Exp: 08/05/2020
0.000	0.050	0.079	0.201	0.080
0.000	0.050	0.079	0.203	0.080
0.000	0.050	0.080	0.203	0.080


Number of Simulators Used: 5

Remarks:

MONTHLY INSPECTION

The above instrument complies ( ☒ ) does not comply ( ☐ ) with Chapter 11D-8, FAC.

I certify that I hold a valid Florida Department of Law Enforcement Agency Inspector Permit and that I performed this inspection in accordance with the provisions of Chapter 11D-8, FAC.

 RICHARD L PATRONE  
Signature and Printed Name

03/21/2020  
Date

# Florida Department of Law Enforcement Alcohol Testing Program

## AGENCY INSPECTION REPORT - INTOXILYZER 8000

Agency: CLAY COUNTY SO  
Time of Inspection: 00:24

Date of Inspection: 02/28/2020

Serial Number: 80-001046  
Software: 8100.27

Check or Test	YES	NO
Date and/or Time Adjusted		No
Diagnostic Check (Pre-Inspection): OK	Yes	
Alcohol Free Subject Test: 0.000	Yes	
Mouth Alcohol Test: Slope Not Met	Yes	
Interferent Detect Test: Interferent Detect	Yes	
Diagnostic Check (Post-Inspection): OK	Yes	


Alcohol Free Test (g/210L)	0.05g/210L Test (g/210L) Lot#:201811C Exp: 11/13/2020	0.08g/210L Test (g/210L) Lot#:201908B Exp: 08/07/2021	0.20g/210L Test (g/210L) Lot#:201902C Exp: 02/20/2021	0.08 g/210L Dry Gas Std Test (g/210L) Lot#:17618080A1 Exp: 08/05/2020
0.000	0.049	0.078	0.199	0.080
0.000	0.049	0.079	0.201	0.081
0.000	0.049	0.079	0.202	0.081

Number of Simulators Used: 5

Remarks:

The above instrument complies ( ☒ ) does not comply ( ☐ ) with Chapter 11D-8, FAC.

I certify that I hold a valid Florida Department of Law Enforcement Agency Inspector Permit and that I performed this inspection in accordance with the provisions of Chapter 11D-8, FAC.



CHARLES M HARWOOD

Signature and Printed Name

02/28/2020  
Date

# Florida Department of Law Enforcement

## Alcohol Testing Program

80-001046

### AGENCY INSPECTION PROCEDURES – INTOXILYZER 8000

1. Prepare at least two simulators for use and allow them to warm up for at least thirty minutes prior to the first analysis. When changing solutions, allow the new solution to warm up for at least ten minutes after the heater light turns off for the first time. Ensure that each simulator maintains an air leak resistant seal and an operational temperature of 34 C (+/- 0.2 C).
2. Only distilled or deionized water must be used for the Alcohol Free Test and the Interferent Detect Test. Class A glassware must be used when measuring solutions.
3. Only approved and non-expired alcohol reference solution and non-expired dry gas standard from an approved source must be used during the applicable portions of the inspection.
4. Press ESC twice to access the main menu. Enter Agency Inspector last name, first name and middle initial at USER prompts. Press the 2 key to access the Agency Inspector menu. Enter password. Scroll to Inspection Test and press ENTER. Enter Agency Inspector last name, first name and middle initial at INSPECTOR prompts.
5. All results are reported to three decimal places in g/210L. The result must be 0.000 for each air blank. The instrument will abort the inspection process if the air blank result is not 0.000. If any test is out of compliance the instrument will prompt the Agency Inspector to REPEAT (Y/N) the test. Each test may only be repeated once. If a test must be repeated, the REASON must be entered when prompted and recorded in the Remarks section of FDLE/ATP Form 40 Agency Inspection Report – Intoxilyzer 8000.
  - Verify DATE. Adjust if necessary. Press ENTER. Verify TIME. Adjust if necessary. Press ENTER.
  - DIAGNOSTIC CHECK (Pre-Inspection). Press ENTER. The result must be OK for each diagnostic check. If any diagnostic check result is not OK, the instrument will abort the inspection process.
  - NUMBER OF SIMULATORS USED. Enter the number of simulators used during the inspection.
  - ALCOHOL FREE SUBJECT/MOUTH ALCOHOL TEST. Press ENTER. When PROVIDE SAMPLE NOW is displayed, introduce an alcohol-free breath sample into the instrument. The result must be 0.000. Rinse mouth with mouth alcohol solution. When PROVIDE SAMPLE NOW is again displayed introduce a breath sample into the instrument. The result must be SLOPE NOT MET.
  - ALCOHOL FREE TEST. Attach a simulator containing 500 mL distilled or deionized water to the instrument. Press ENTER. Conduct three (3) analyses. The result must be 0.000 for each analysis.
  - INTERFERENT DETECT TEST. Attach a simulator containing 3 mL of acetone stock solution and 500 mL distilled or deionized water to the instrument. Press ENTER. Conduct three (3) analyses. The result must be INTERFERENT DETECT for each analysis.
  - 0.05 g/210L TEST. Attach a simulator containing 0.05 g/210L alcohol reference solution to the instrument. Press ENTER. Enter the lot number and expiration date of the alcohol reference solution used. Conduct three (3) analyses. The result of each analysis must be within the acceptable range.
  - 0.08 g/210L TEST. Attach a simulator containing 0.08 g/210L alcohol reference solution to the instrument. Press ENTER. Enter the lot number and expiration date of the alcohol reference solution used. Conduct three (3) analyses. The result of each analysis must be within the acceptable range.
  - 0.20 g/210L TEST. Attach a simulator containing 0.20 g/210L alcohol reference solution to the instrument. Press ENTER. Enter the lot number and expiration date of the alcohol reference solution used. Conduct three (3) analyses. The result of each analysis must be within the acceptable range.
  - 0.08 g/210L DRY GAS STANDARD TEST. Attach a cylinder containing 0.08 g/210L dry gas standard to the instrument. Press ENTER. Enter the lot number and expiration date of the dry gas standard used. Conduct three (3) analyses. The result of each analysis must be within the acceptable range.
  - DIAGNOSTIC CHECK (Post-Inspection). Press ENTER. The result must be OK for each diagnostic check. If any diagnostic check result is not OK, the instrument will abort the inspection process.
  - REVIEW REMARKS. Enter Y/N.
  - IN COMPLIANCE. Enter Y/N to state whether the instrument complies or does not comply with the requirements of Chapter 11D-8, FAC. If the instrument does not comply with Chapter 11D-8, FAC, remove the instrument from service and notify the Department Inspector.
6. The results of the Agency Inspection must be recorded on FDLE/ATP Form 40 Agency Inspection Report – Intoxilyzer 8000.
7. For regulatory and administrative purposes only, the results of the agency inspection must be made electronically available to the Department within five (5) days of completing the inspection.

202-28-2

0025

POWELL

by Lt. C. Harwood

Completed

Inspection

St. Charles

1046  
SP

# Florida Department of Law Enforcement Alcohol Testing Program

## AGENCY INSPECTION REPORT - INTOXILYZER 8000

Agency: CLAY COUNTY SO  
Time of Inspection: 01:59

Date of Inspection: 01/26/2020

Serial Number: 80-001046  
Software: 8100.27

Check or Test	YES	NO
Date and/or Time Adjusted		No
Diagnostic Check (Pre-Inspection): OK	Yes	
Alcohol Free Subject Test: 0.000	Yes	
Mouth Alcohol Test: Slope Not Met	Yes	
Interferent Detect Test: Interferent Detect	Yes	
Diagnostic Check (Post-Inspection): OK	Yes	

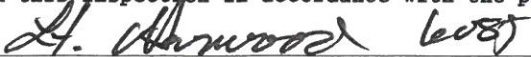
Alcohol Free Test (g/210L)	0.05g/210L Test (g/210L) Lot#:201811C Exp: 11/13/2020	0.08g/210L Test (g/210L) Lot#:201808E Exp: 08/22/2020	0.20g/210L Test (g/210L) Lot#:201902C Exp: 02/20/2021	0.08 g/210L Dry Gas Std Test (g/210L) Lot#:17618080A1 Exp: 08/05/2020
0.000	0.050	0.080	0.202	0.080
0.000	0.050	0.080	0.203	0.080
0.000	0.050	0.080	0.203	0.080

Number of Simulators Used: 5

Remarks:

The above instrument complies ( ☒ ) does not comply ( ☐ ) with Chapter 11D-8, FAC.

I certify that I hold a valid Florida Department of Law Enforcement Agency Inspector Permit and that I performed this inspection in accordance with the provisions of Chapter 11D-8, FAC.



CHARLES M HARWOOD

Signature and Printed Name

01/26/2020  
Date



# Florida Department of Law Enforcement

## Alcohol Testing Program

80-001046 SP

### AGENCY INSPECTION PROCEDURES – INTOXILYZER 8000

1. Prepare at least two simulators for use and allow them to warm up for at least thirty minutes prior to the first analysis. When changing solutions, allow the new solution to warm up for at least ten minutes after the heater light turns off for the first time. Ensure that each simulator maintains an air leak resistant seal and an operational temperature of 34 C (+/- 0.2 C).
2. Only distilled or deionized water must be used for the Alcohol Free Test and the Interferent Detect Test. Class A glassware must be used when measuring solutions.
3. Only approved and non-expired alcohol reference solution and non-expired dry gas standard from an approved source must be used during the applicable portions of the inspection.
4. Press ESC twice to access the main menu. Enter Agency Inspector last name, first name and middle initial at USER prompts. Press the 2 key to access the Agency Inspector menu. Enter password. Scroll to Inspection Test and press ENTER. Enter Agency Inspector last name, first name and middle initial at INSPECTOR prompts.
5. All results are reported to three decimal places in g/210L. The result must be 0.000 for each air blank. The instrument will abort the inspection process if the air blank result is not 0.000. If any test is out of compliance the instrument will prompt the Agency Inspector to REPEAT (Y/N) the test. Each test may only be repeated once. If a test must be repeated, the REASON must be entered when prompted and recorded in the Remarks section of FDLE/ATP Form 40 Agency Inspection Report – Intoxilyzer 8000.
  6. Verify DATE. Adjust if necessary. Press ENTER. Verify TIME. Adjust if necessary. Press ENTER.
  7. DIAGNOSTIC CHECK (Pre-Inspection). Press ENTER. The result must be OK for each diagnostic check. If any diagnostic check result is not OK, the instrument will abort the inspection process.
  8. NUMBER OF SIMULATORS USED. Enter the number of simulators used during the inspection.
  9. ALCOHOL FREE SUBJECT/MOUTH ALCOHOL TEST. Press ENTER. When PROVIDE SAMPLE NOW is displayed, introduce an alcohol-free breath sample into the instrument. The result must be 0.000. Rinse mouth with mouth alcohol solution. When PROVIDE SAMPLE NOW is again displayed introduce a breath sample into the instrument. The result must be SLOPE NOT MET.
  10. ALCOHOL FREE TEST. Attach a simulator containing 500 mL distilled or deionized water to the instrument. Press ENTER. Conduct three (3) analyses. The result must be 0.000 for each analysis.
  11. INTERFERENT DETECT TEST. Attach a simulator containing 3 mL of acetone stock solution and 500 mL distilled or deionized water to the instrument. Press ENTER. Conduct three (3) analyses. The result must be INTERFERENT DETECT for each analysis.
  12. 0.05 g/210L TEST. Attach a simulator containing 0.05 g/210L alcohol reference solution to the instrument. Press ENTER. Enter the lot number and expiration date of the alcohol reference solution used. Conduct three (3) analyses. The result of each analysis must be within the acceptable range.
  13. 0.08 g/210L TEST. Attach a simulator containing 0.08 g/210L alcohol reference solution to the instrument. Press ENTER. Enter the lot number and expiration date of the alcohol reference solution used. Conduct three (3) analyses. The result of each analysis must be within the acceptable range.
  14. 0.20 g/210L TEST. Attach a simulator containing 0.20 g/210L alcohol reference solution to the instrument. Press ENTER. Enter the lot number and expiration date of the alcohol reference solution used. Conduct three (3) analyses. The result of each analysis must be within the acceptable range.
  15. 0.08 g/210L DRY GAS STANDARD TEST. Attach a cylinder containing 0.08 g/210L dry gas standard to the instrument. Press ENTER. Enter the lot number and expiration date of the dry gas standard used. Conduct three (3) analyses. The result of each analysis must be within the acceptable range.
  16. DIAGNOSTIC CHECK (Post-Inspection). Press ENTER. The result must be OK for each diagnostic check. If any diagnostic check result is not OK, the instrument will abort the inspection process.
  17. REVIEW REMARKS. Enter Y/N.
  18. IN COMPLIANCE. Enter Y/N to state whether the instrument complies or does not comply with the requirements of Chapter 11D-8, FAC. If the instrument does not comply with Chapter 11D-8, FAC, remove the instrument from service and notify the Department Inspector.
6. The results of the Agency Inspection must be recorded on FDLE/ATP Form 40 Agency Inspection Report – Intoxilyzer 8000.
7. For regulatory and administrative purposes only, the results of the agency inspection must be made electronically available to the Department within five (5) days of completing the inspection.

Inspection completed by Lt. Charwood on 1-26-2020